



US00D855257S

(12) **United States Design Patent** (10) **Patent No.:** **US D855,257 S**
Willows et al. (45) **Date of Patent:** **** Jul. 30, 2019**

(54) **REFLECTIVE STRIP**

(71) Applicant: **Amphipod, Inc.**, Seattle, WA (US)

(72) Inventors: **Keith S. Willows**, Seattle, WA (US);
June A. Angus, Seattle, WA (US);
Antonio Del Rosario, Bellevue, WA (US)

(73) Assignee: **Amphipod, Inc.**, Seattle, WA (US)

(**) Term: **15 Years**

(21) Appl. No.: **29/637,628**

(22) Filed: **Feb. 20, 2018**

(51) **LOC (11) Cl.** **29-02**

(52) **U.S. Cl.**
USPC **D29/122; D2/895**

(58) **Field of Classification Search**
USPC D29/122; D10/109.1; D20/10
CPC A41D 13/01; A41D 27/08; B60Q 7/00;
A01K 13/003; A45F 3/14; B62J 27/00
See application file for complete search history.

(56) **References Cited**

U.S. PATENT DOCUMENTS

2,441,002	A	5/1948	Berglund
3,363,293	A	1/1968	Nemrod et al.
3,849,804	A	11/1974	Rakow
3,894,790	A	7/1975	Golden et al.
3,901,554	A	8/1975	Kennedy et al.
4,517,685	A	5/1985	Lesley
4,571,025	A	2/1986	Stephen
4,574,742	A	3/1986	Morgan

(Continued)

Primary Examiner — Randall H Gholson

(74) *Attorney, Agent, or Firm* — Lowe Graham Jones PLLC

(57) **CLAIM**

We claim the ornamental design for a reflective strip, as shown and described.

DESCRIPTION

FIGS. 1-7 illustrate a first embodiment of a reflective strip, showing our new design.

FIG. 1 is a front view of the reflective strip.

FIG. 2 is a top view of the reflective strip.

FIG. 3 is a left side view of the reflective strip.

FIG. 4 is a right side view of the reflective strip.

FIG. 5 is a bottom view of the reflective strip.

FIG. 6 is rear a view of the reflective strip.

FIG. 7 is a perspective view of the reflective strip, shown in a folded position and clipped to a representative pocket illustrated in broken lines.

FIGS. 8-14 illustrate a second embodiment of the reflective strip.

FIG. 8 is a front view of the reflective strip.

FIG. 9 is a top view of the reflective strip.

FIG. 10 is a left side view of the reflective strip.

FIG. 11 is a right side view of the reflective strip.

FIG. 12 is a bottom view of the reflective strip.

FIG. 13 is rear a view of the reflective strip.

FIG. 14 is a perspective view of the reflective strip, shown in a folded position and clipped to a representative pocket illustrated in broken lines.

FIGS. 15-21 illustrate a third embodiment of a reflective strip, showing our new design.

FIG. 15 is a front view of the reflective strip.

FIG. 16 is a top view of the reflective strip.

FIG. 17 is a left side view of the reflective strip.

FIG. 18 is a right side view of the reflective strip.

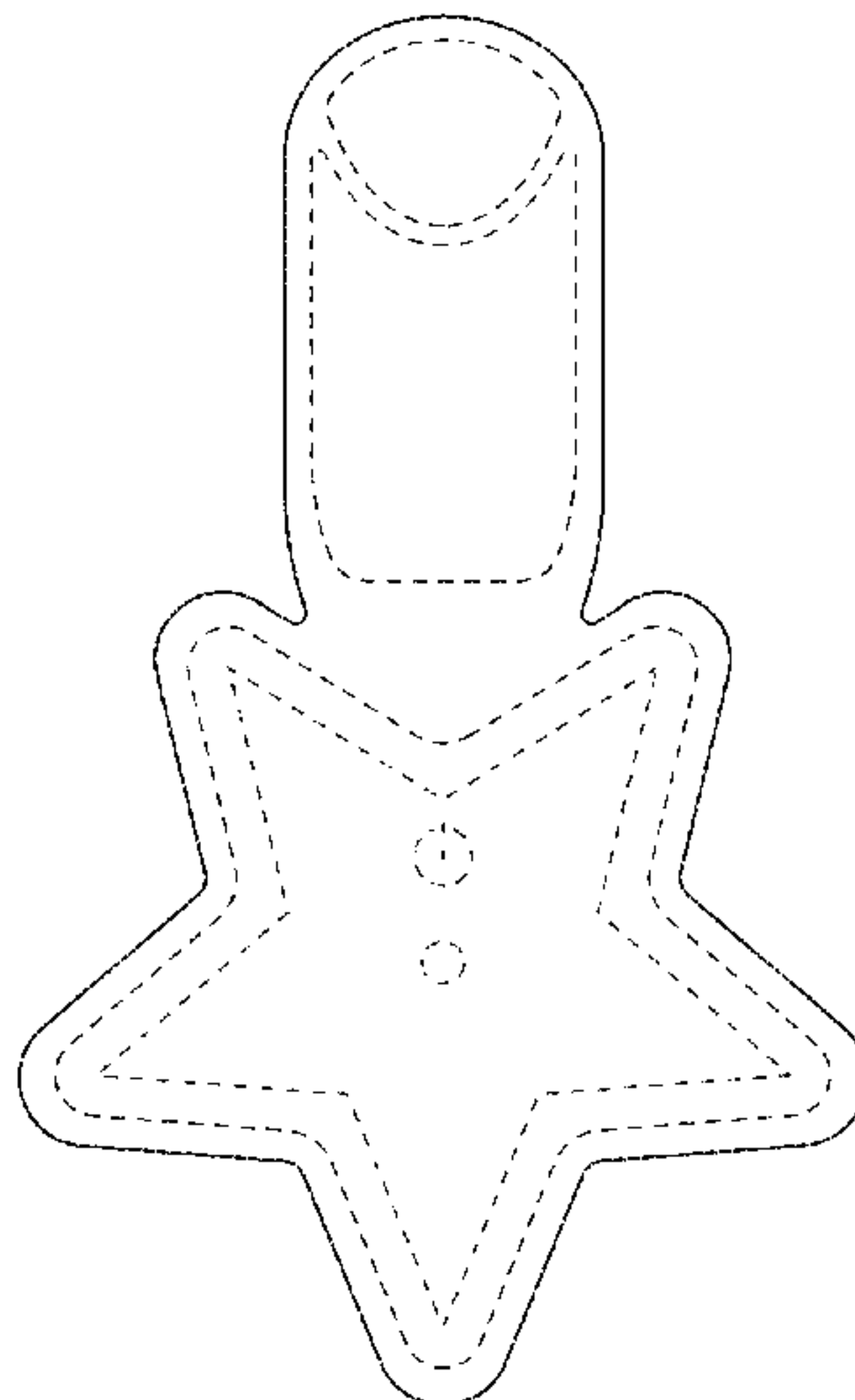
FIG. 19 is a bottom view of the reflective strip.

FIG. 20 is rear a view of the reflective strip; and,

FIG. 21 is a perspective view of the reflective strip, shown in a folded position and clipped to a representative pocket illustrated in broken lines.

The broken lines shown in the drawings represent unclaimed subject matter and form no part of the claimed design.

1 Claim, 6 Drawing Sheets



(56)

References Cited

U.S. PATENT DOCUMENTS

5,088,439	A	2/1992	Anderson	
5,169,702	A	12/1992	Schell	
5,193,026	A	3/1993	Purvis et al.	
5,349,920	A	9/1994	Koizumi	
D369,237	S	4/1996	Gamm	
5,520,417	A	5/1996	Kennemer	
5,624,065	A	4/1997	Steffe	
5,671,517	A	9/1997	Gourley	
D408,865	S	4/1999	Link et al.	
5,913,483	A	6/1999	Polk	
6,267,462	B1	7/2001	Miller et al.	
D454,671	S	3/2002	Miller et al.	
6,779,815	B2	8/2004	Vandeputte	
6,928,951	B2	8/2005	Huang	
D567,449	S	4/2008	Armentrout et al.	
7,404,242	B1	7/2008	Perler	
D623,309	S	9/2010	Turtzo et al.	
D635,287	S	3/2011	Lombana	
D639,345	S	6/2011	Jedlicka	
D664,348	S	7/2012	Armstrong	
D670,074	S	11/2012	Willows et al.	
8,408,730	B2	4/2013	Hurwitz	
8,426,072	B2	4/2013	Hurwitz	
8,998,052	B1	4/2015	Mitchell	
D745,221	S	12/2015	Willows et al.	
D745,223	S	12/2015	Willows et al.	
D754,931	S	4/2016	Willows et al.	
D754,932	S	4/2016	Willows et al.	
9,310,068	B1	4/2016	Mason	
D779,133	S *	2/2017	Willows	D10/109.1
D800,392	S *	10/2017	Willows	D29/122

* cited by examiner

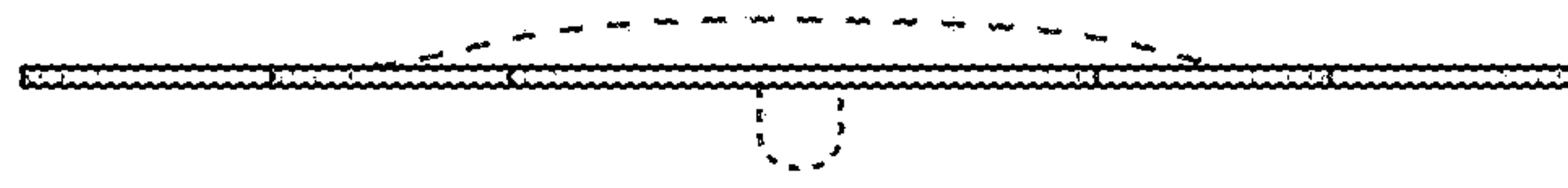


Fig. 2

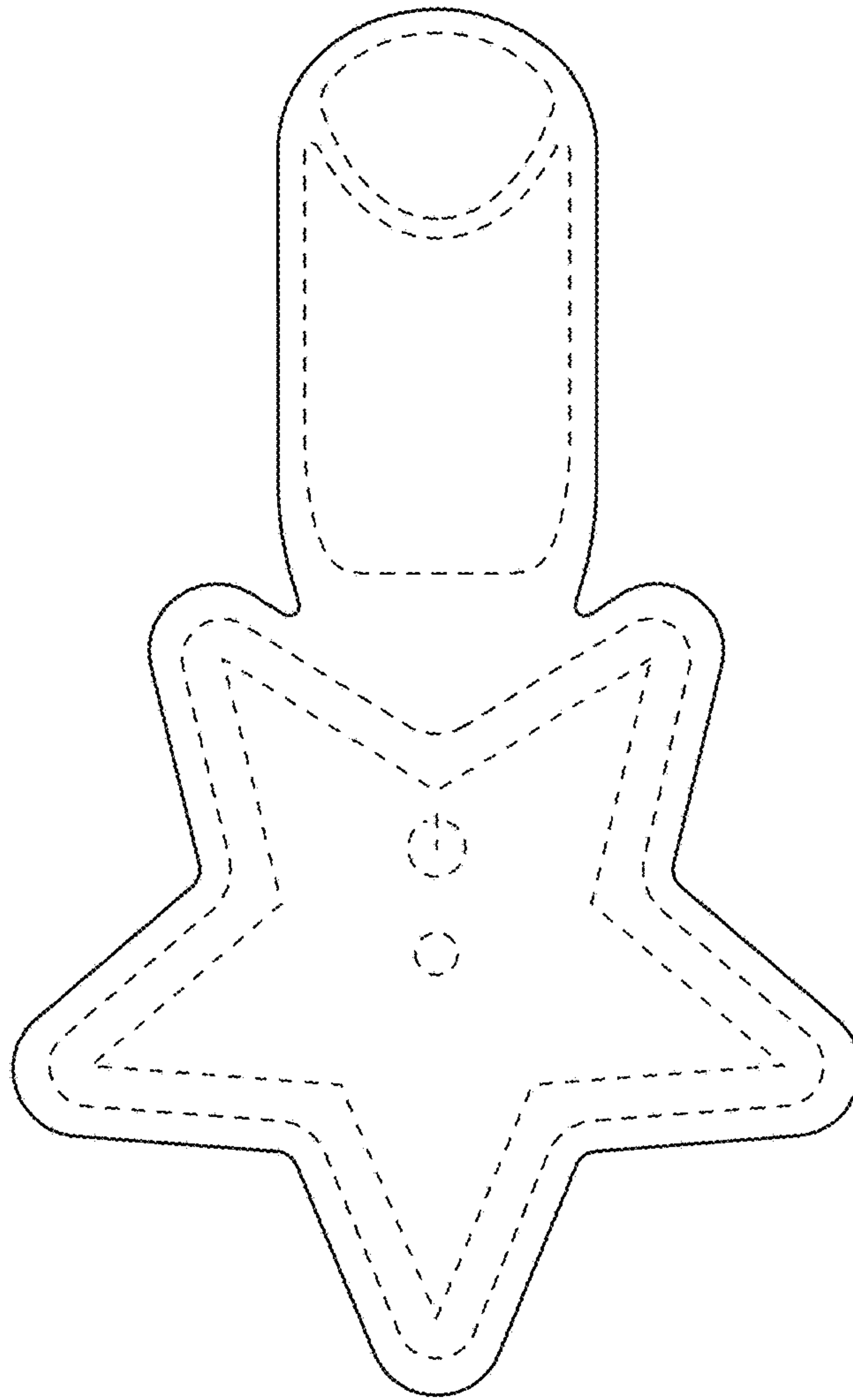


Fig. 1



Fig. 3



Fig. 4



Fig. 5

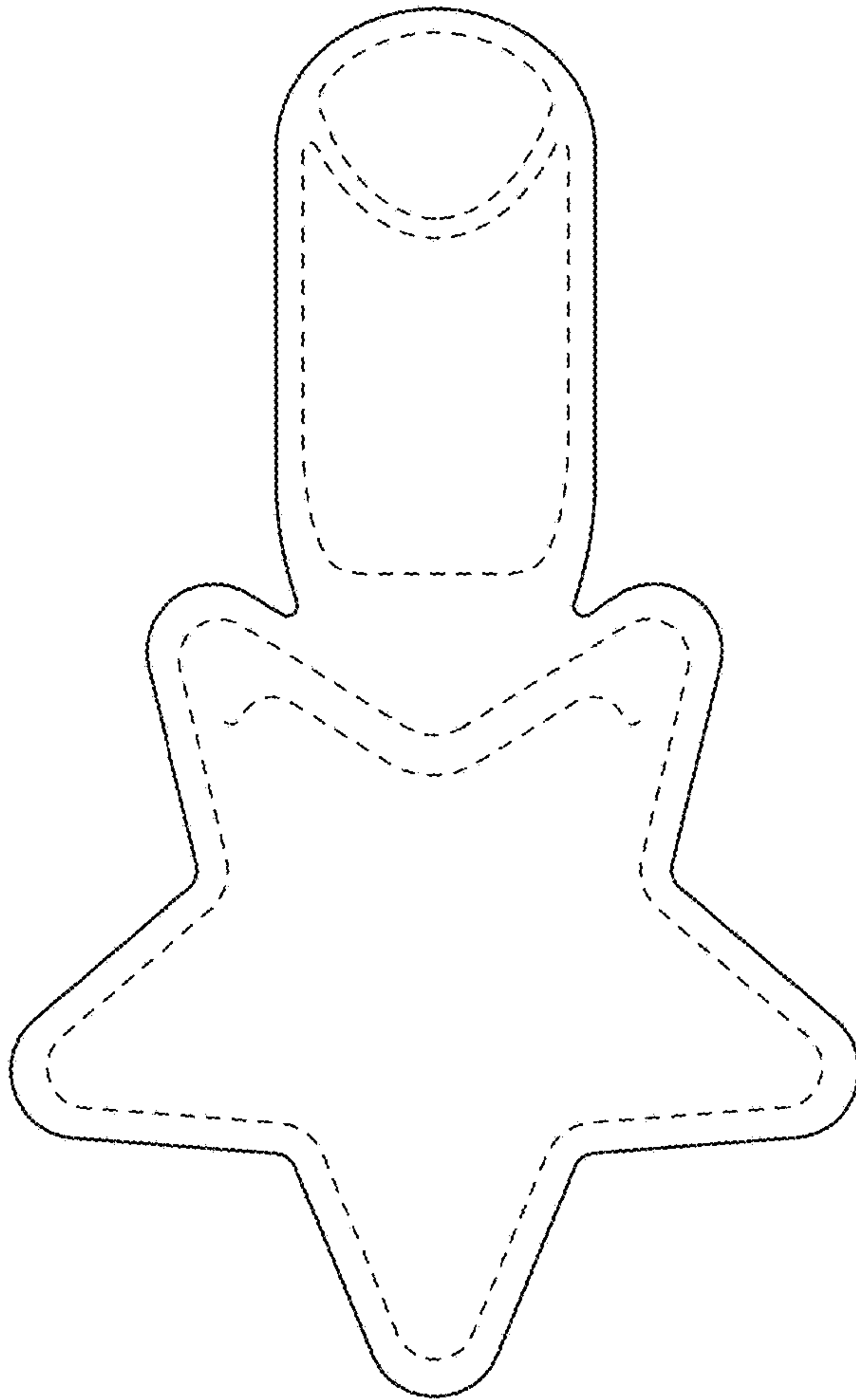


Fig. 6

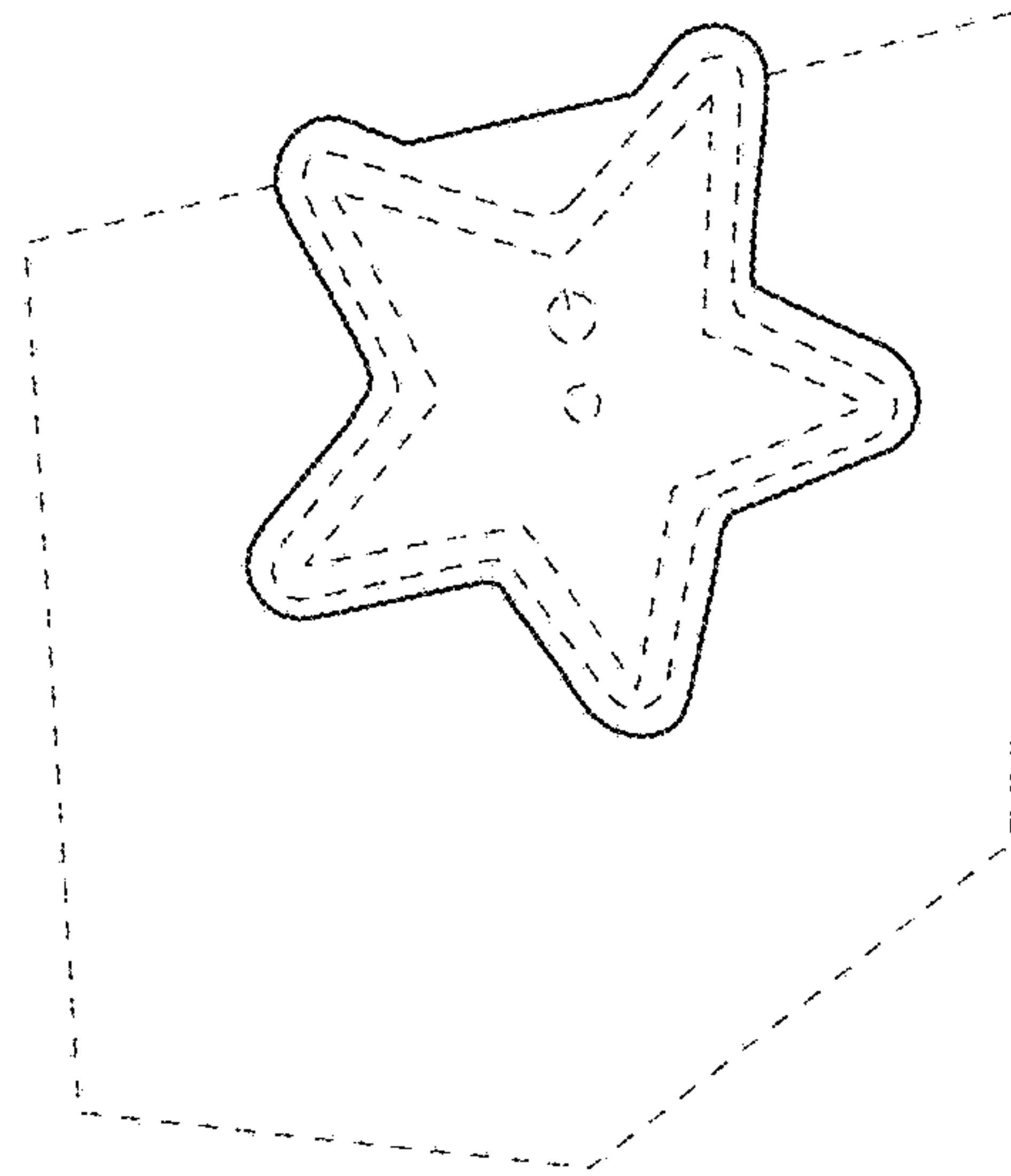


Fig. 7

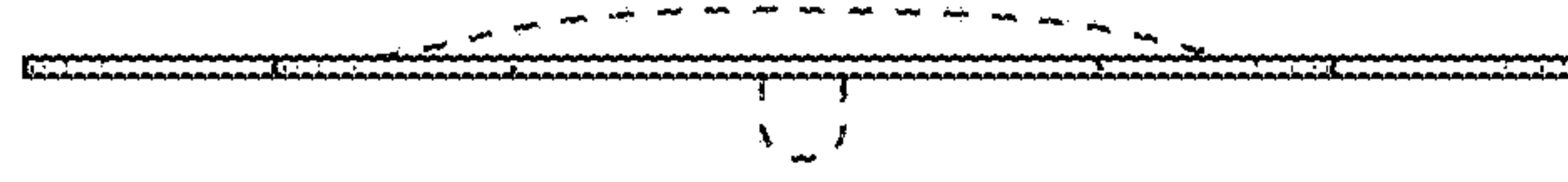


Fig. 9

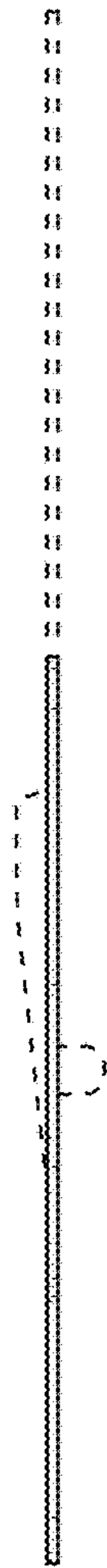


Fig. 10

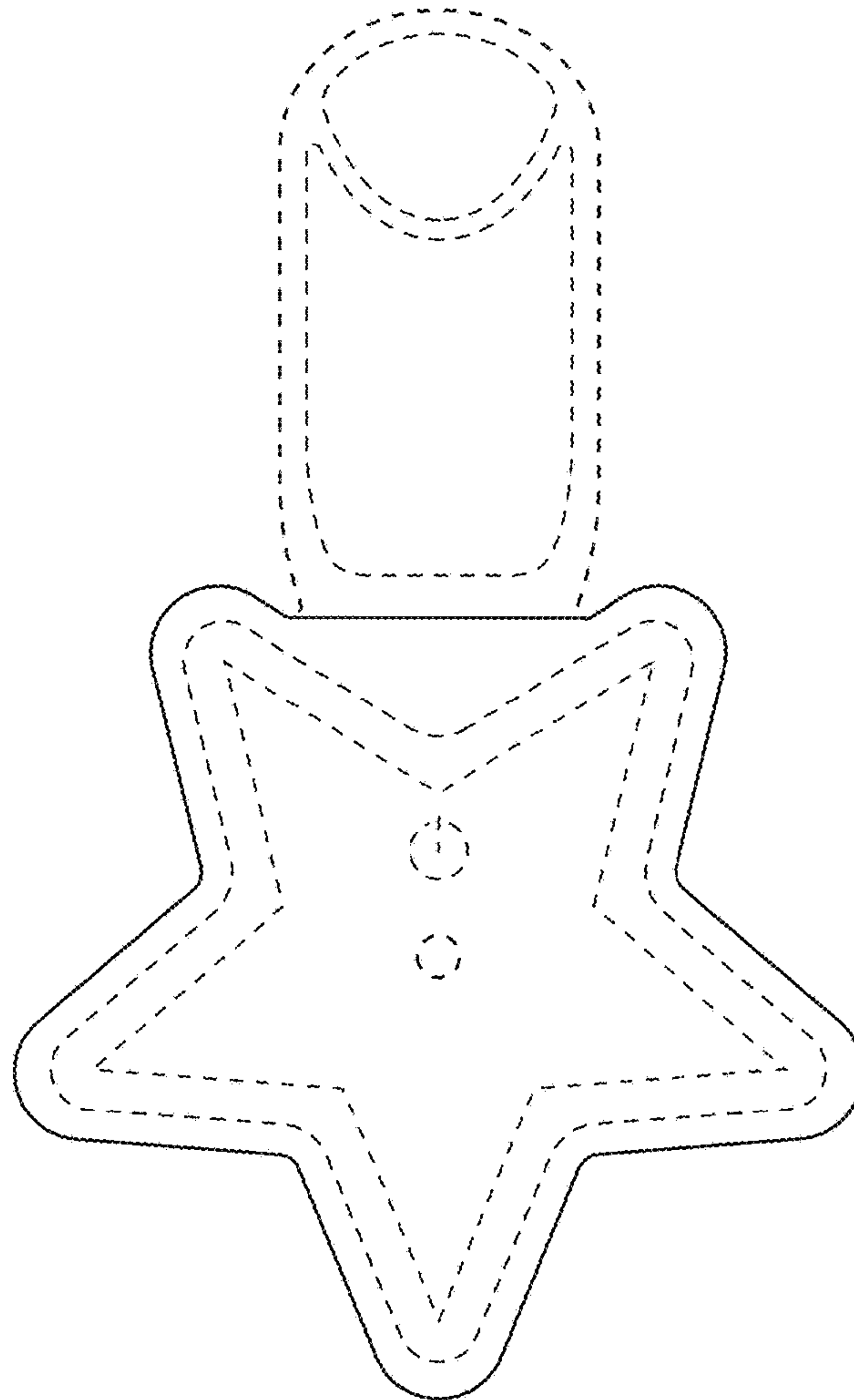


Fig. 8



Fig. 11




Fig. 12

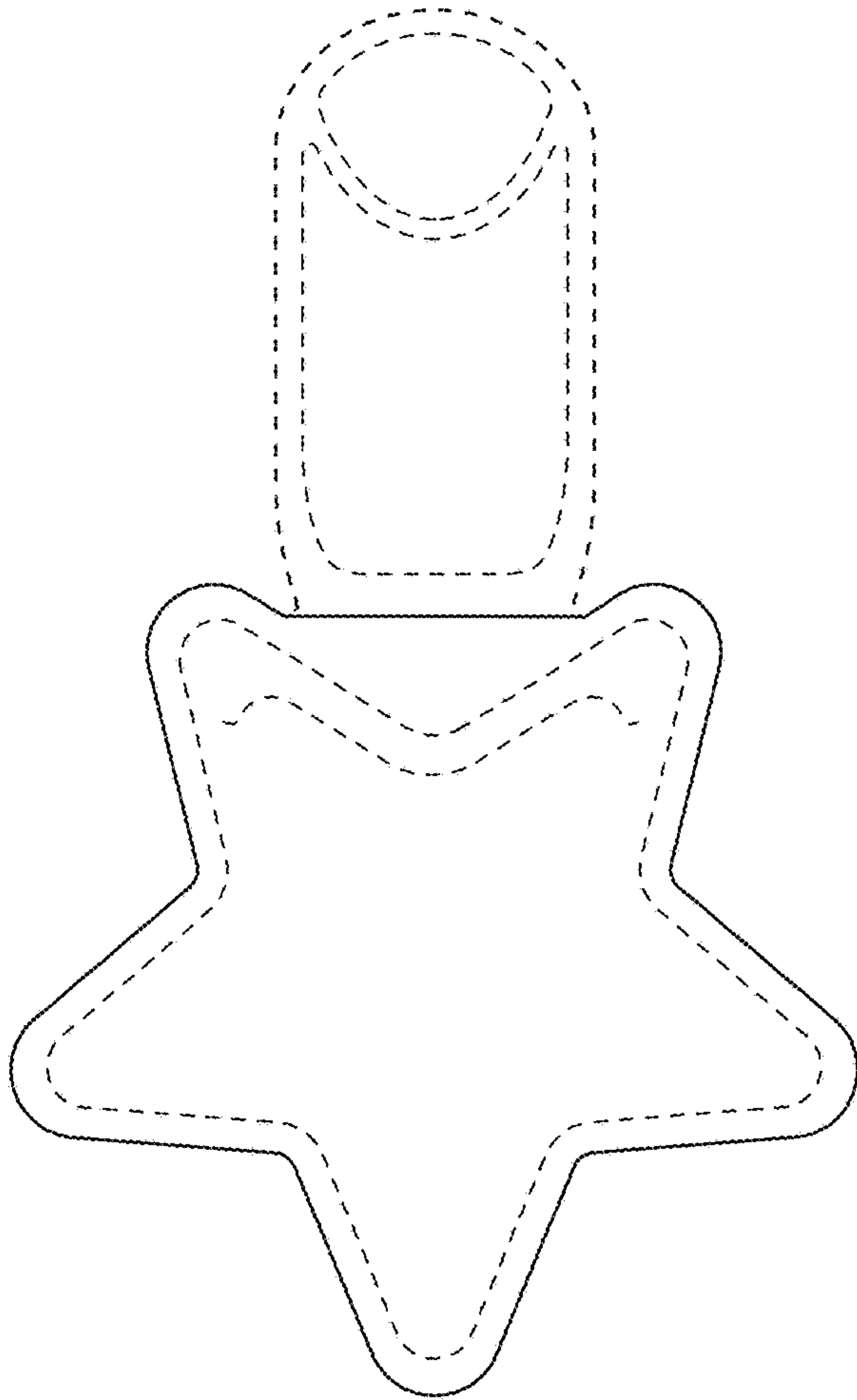


Fig. 13

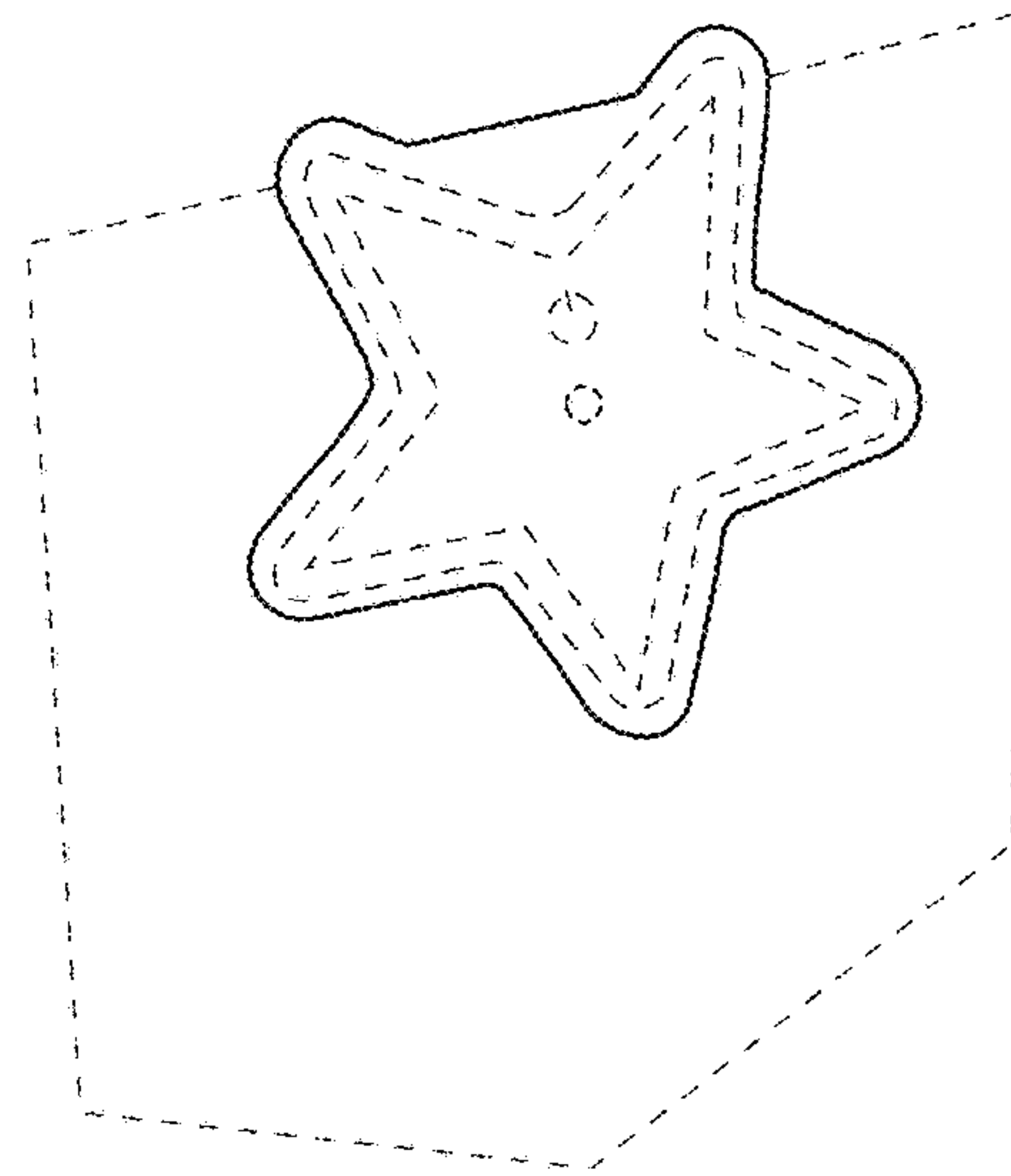


Fig. 14

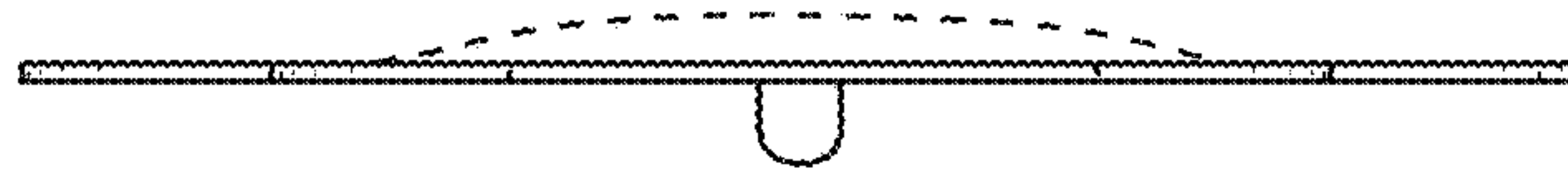


Fig. 16




Fig. 17

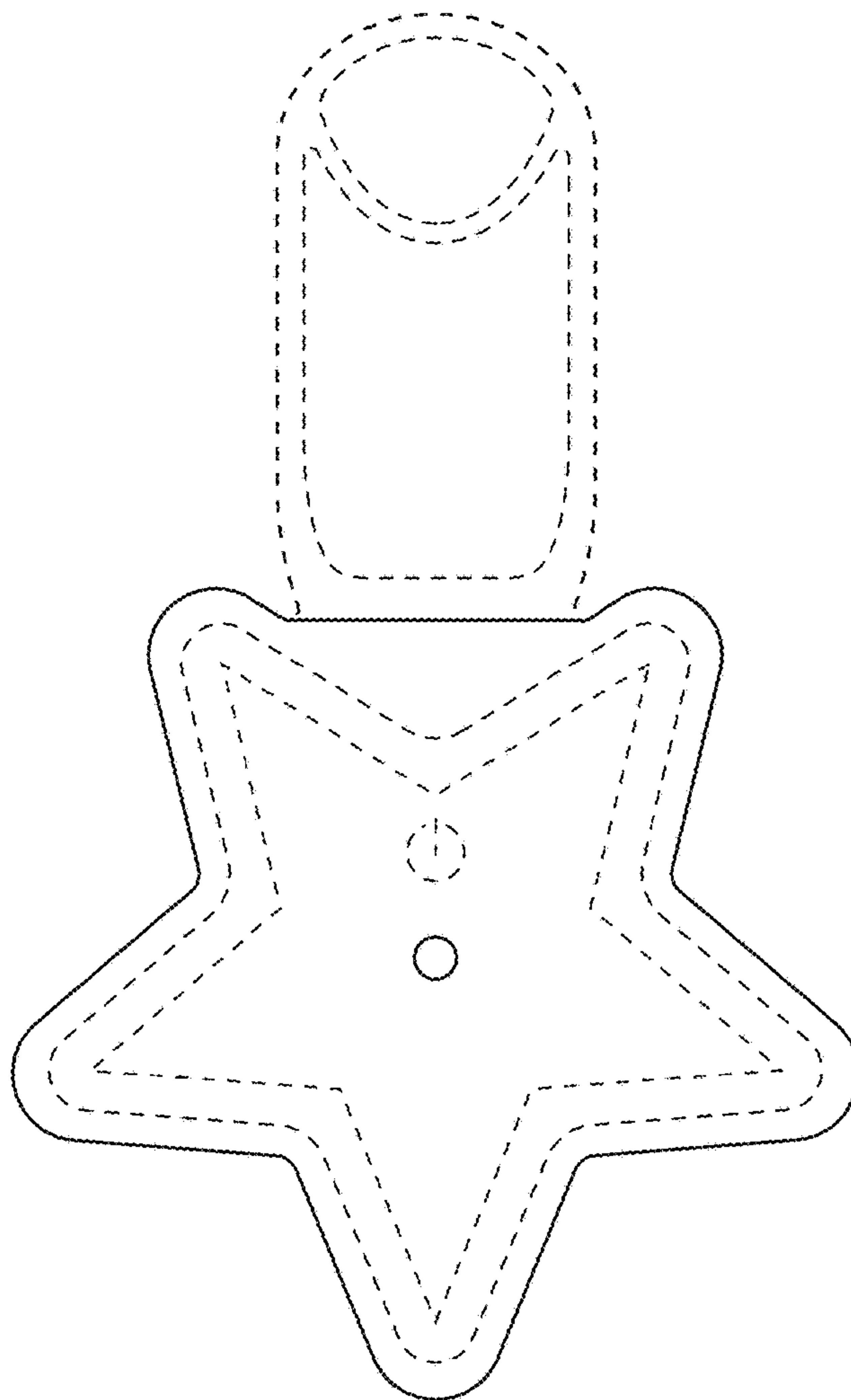


Fig. 15



Fig. 18




Fig. 19

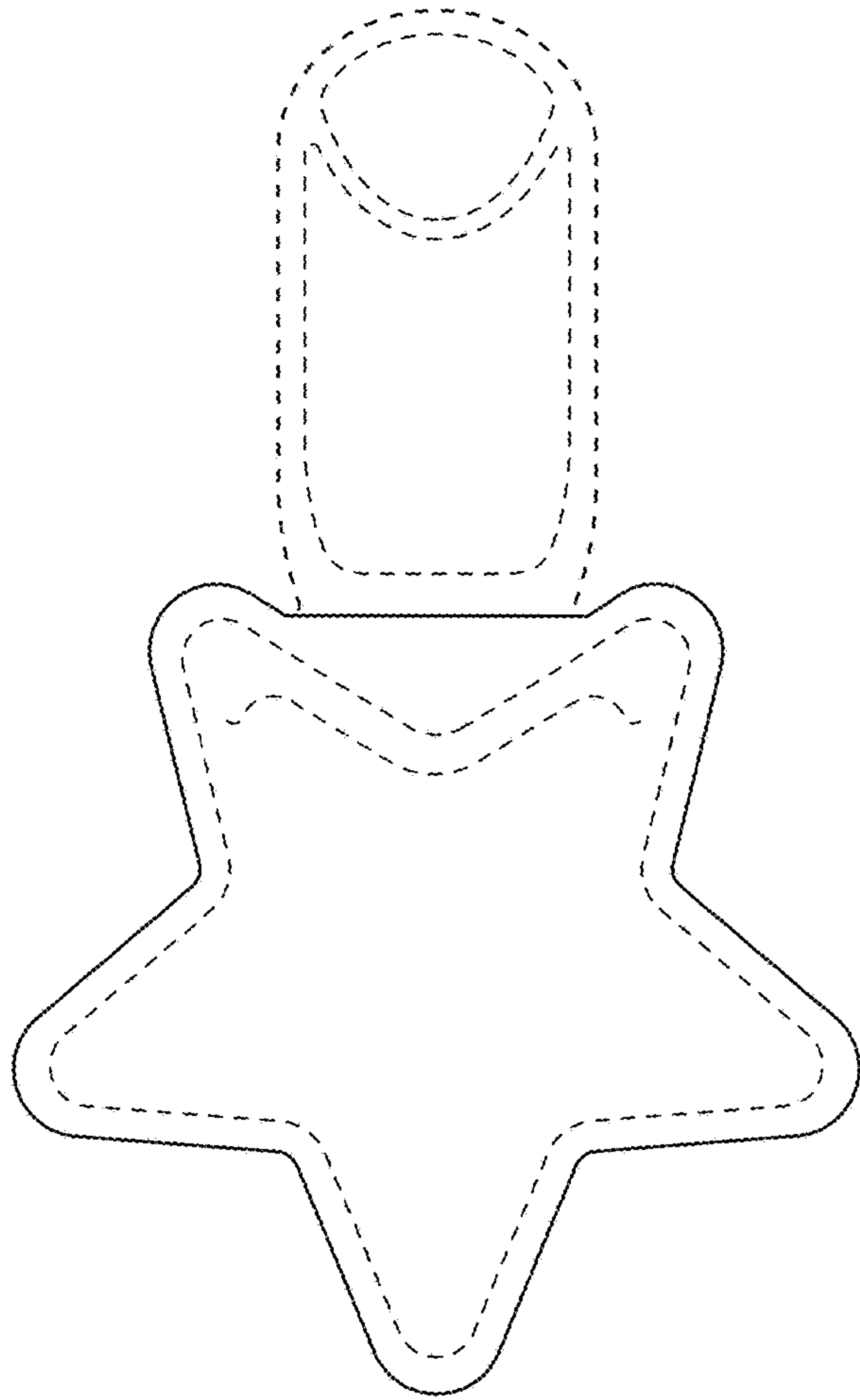


Fig. 20

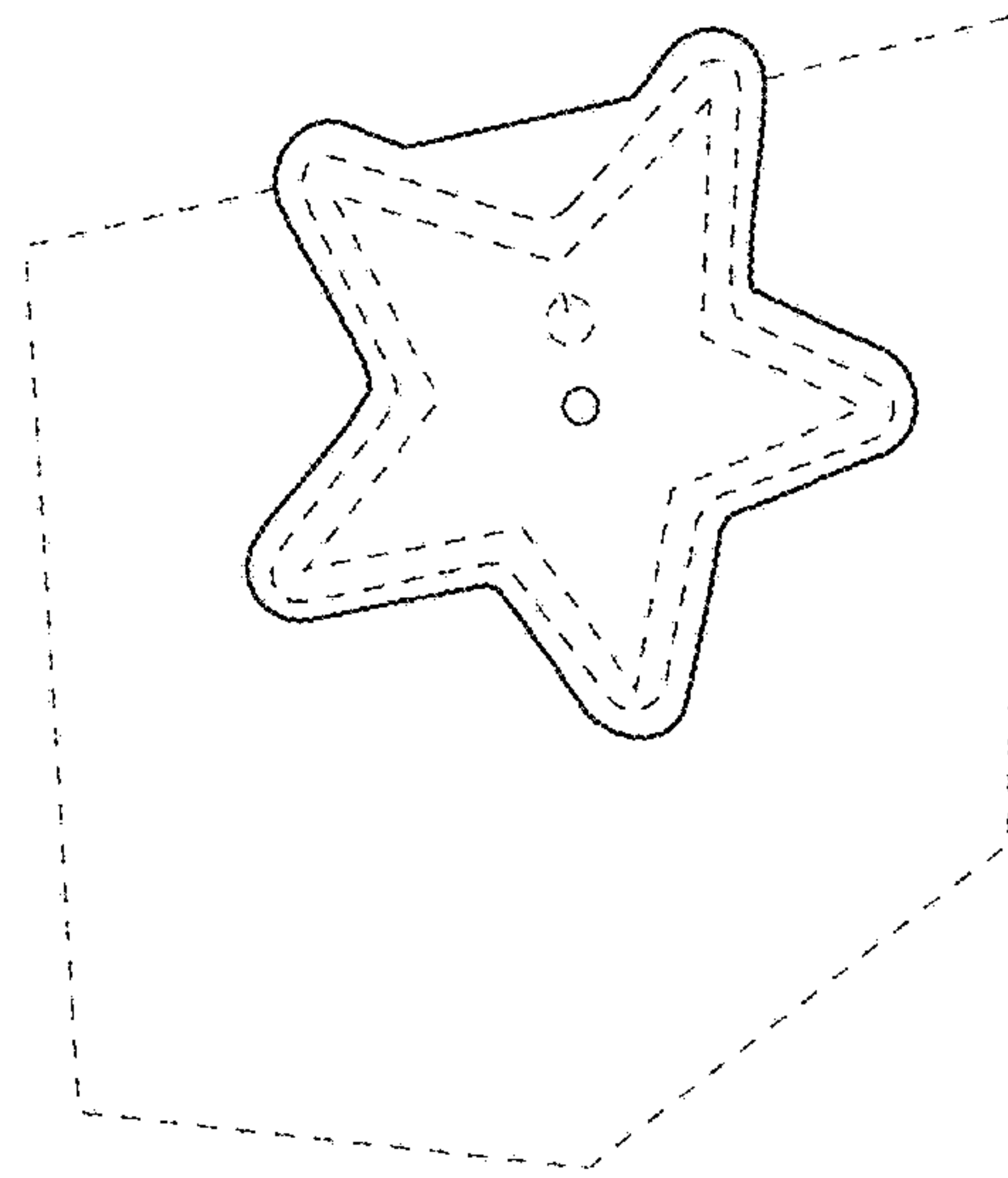


Fig. 21