



US00D855239S

(12) **United States Design Patent** (10) **Patent No.:** **US D855,239 S**
Von Zweigbergk (45) **Date of Patent:** **** Jul. 30, 2019**

(54) **PENDANT LAMP**

(56) **References Cited**

(71) Applicant: **LOUIS POULSEN A/S**, Copenhagen K (DK)

U.S. PATENT DOCUMENTS

(72) Inventor: **Clara Von Zweigbergk**, Stockholm (SE)

D446,337 S *	8/2001	Benghozi	D26/86
D586,031 S *	2/2009	Urquiola	D26/105
D660,504 S *	5/2012	Martin	D26/136
D683,885 S *	6/2013	Kim	D26/84
D695,944 S *	12/2013	Baylar	D26/88
D757,328 S *	5/2016	Anderson	D26/84
D758,637 S *	6/2016	Herzog	D26/136
D759,284 S *	6/2016	De Bevilacqua	D26/104
D788,348 S *	5/2017	Hendifar	D26/84
D788,969 S *	6/2017	Hendifar	D26/84

(**) Term: **15 Years**

(21) Appl. No.: **35/501,162**

(22) Filed: **Jan. 6, 2016**

* cited by examiner

(80) **Hague Agreement Data**

Int. Filing Date: **Jan. 6, 2016**
Int. Reg. No.: **DM/088934**
Int. Reg. Date: **Jan. 6, 2016**
Int. Reg. Pub. Date: **Jul. 8, 2016**

Primary Examiner — **Zenia I Bennett**

(30) **Foreign Application Priority Data**

Jul. 6, 2015 (EM) 002732024-0001

(51) **LOC (11) Cl.** **26-03**

(52) **U.S. Cl.**
USPC **D26/89**

(58) **Field of Classification Search**

USPC D26/72, 83, 88, 89, 91, 118
CPC F21S 8/04; F21S 8/033; F21S 8/036; F21S 13/02

See application file for complete search history.

(57) **CLAIM**

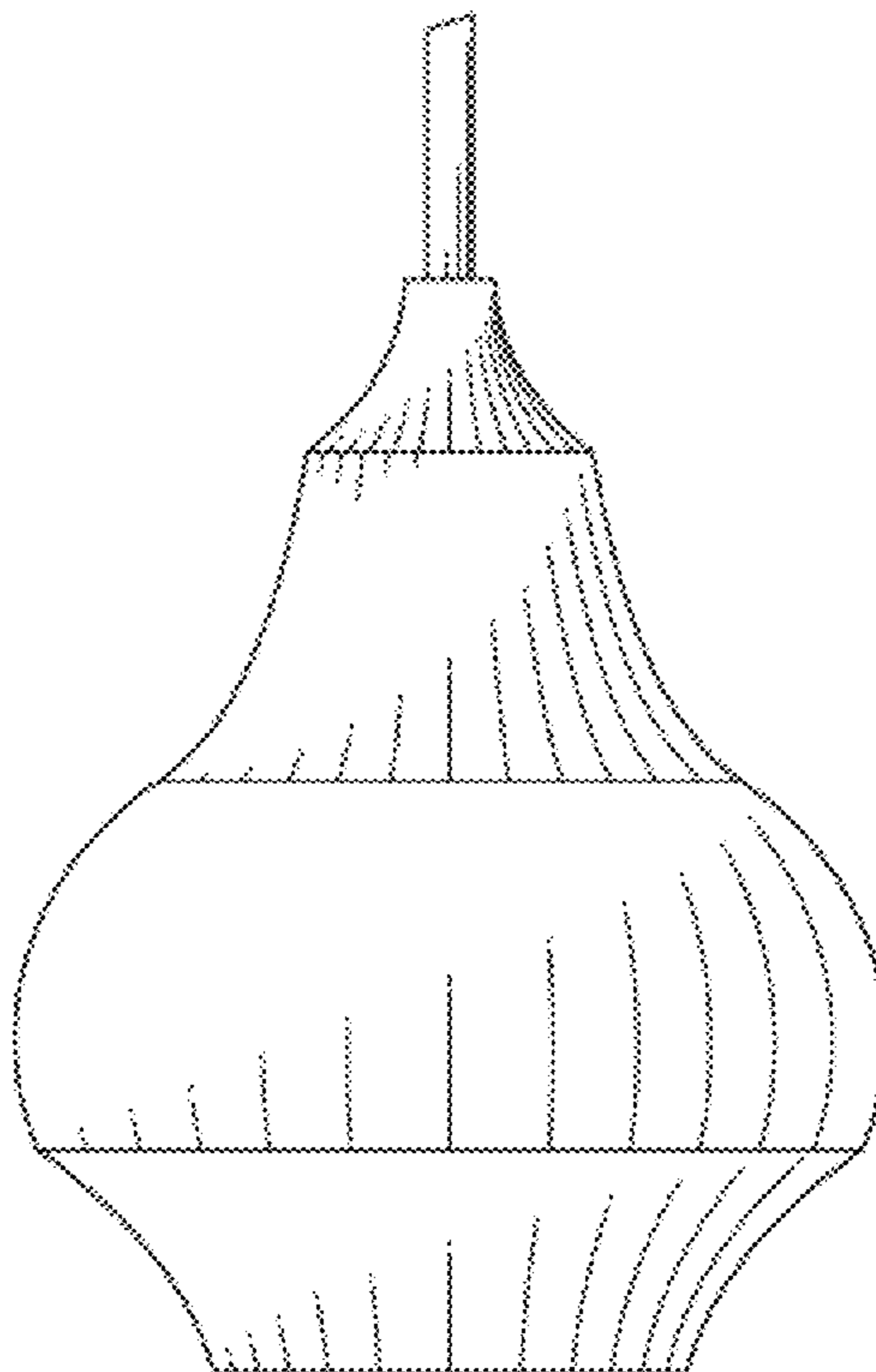
The ornamental design for pendant lamp, as shown and described.

DESCRIPTION

FIG. 1.1 is a side elevation view of the pendant lamp; FIG. 1.2 is side bottom perspective view of the pendant lamp of FIG. 1.1; and FIG. 1.3 is a bottom plan view of the pendant lamp of FIG. 1.1.

The broken lines in the drawing are for illustrative purposes only and form no part of the claimed design.

1 Claim, 2 Drawing Sheets



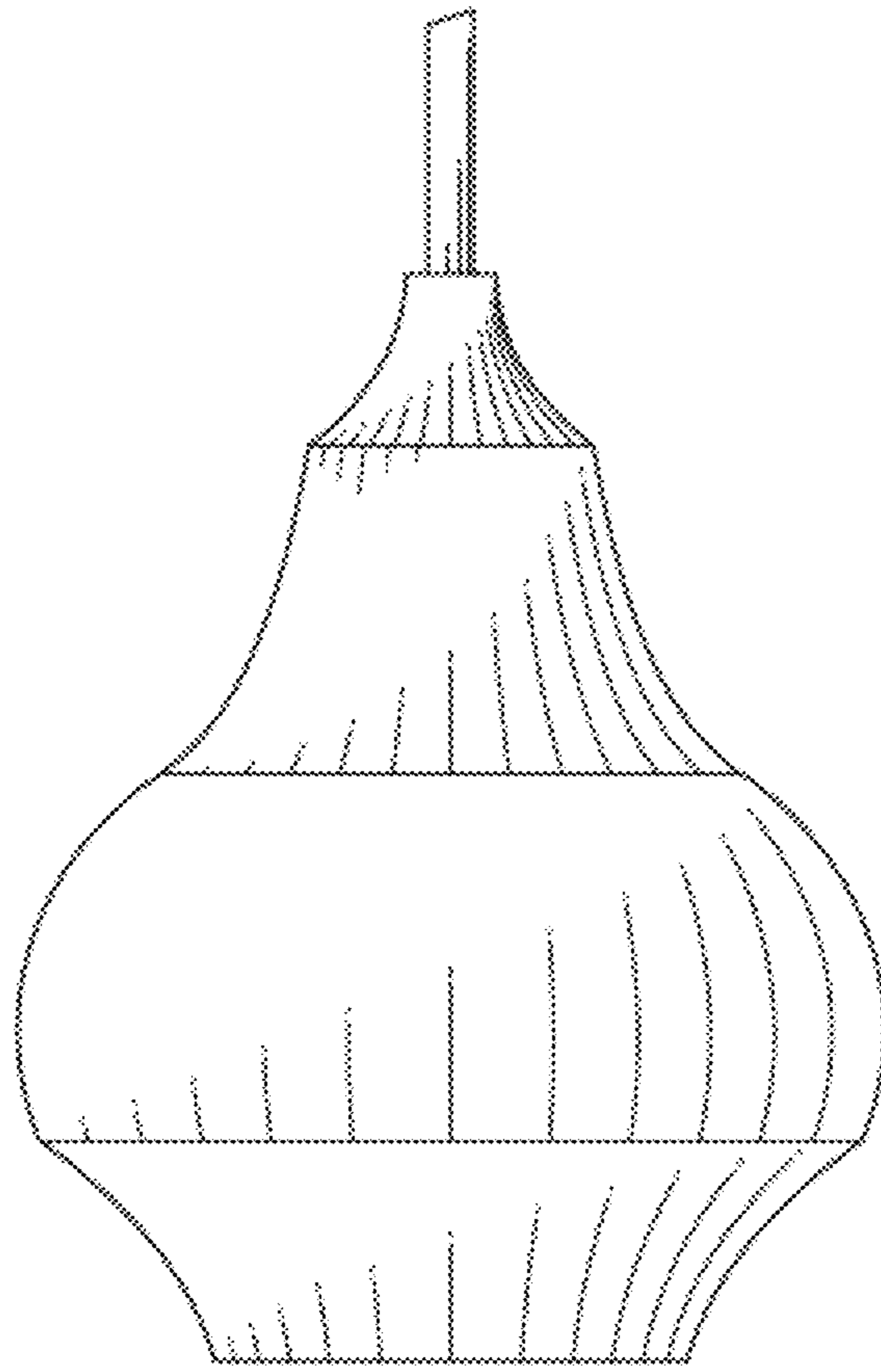


FIG. 1.1

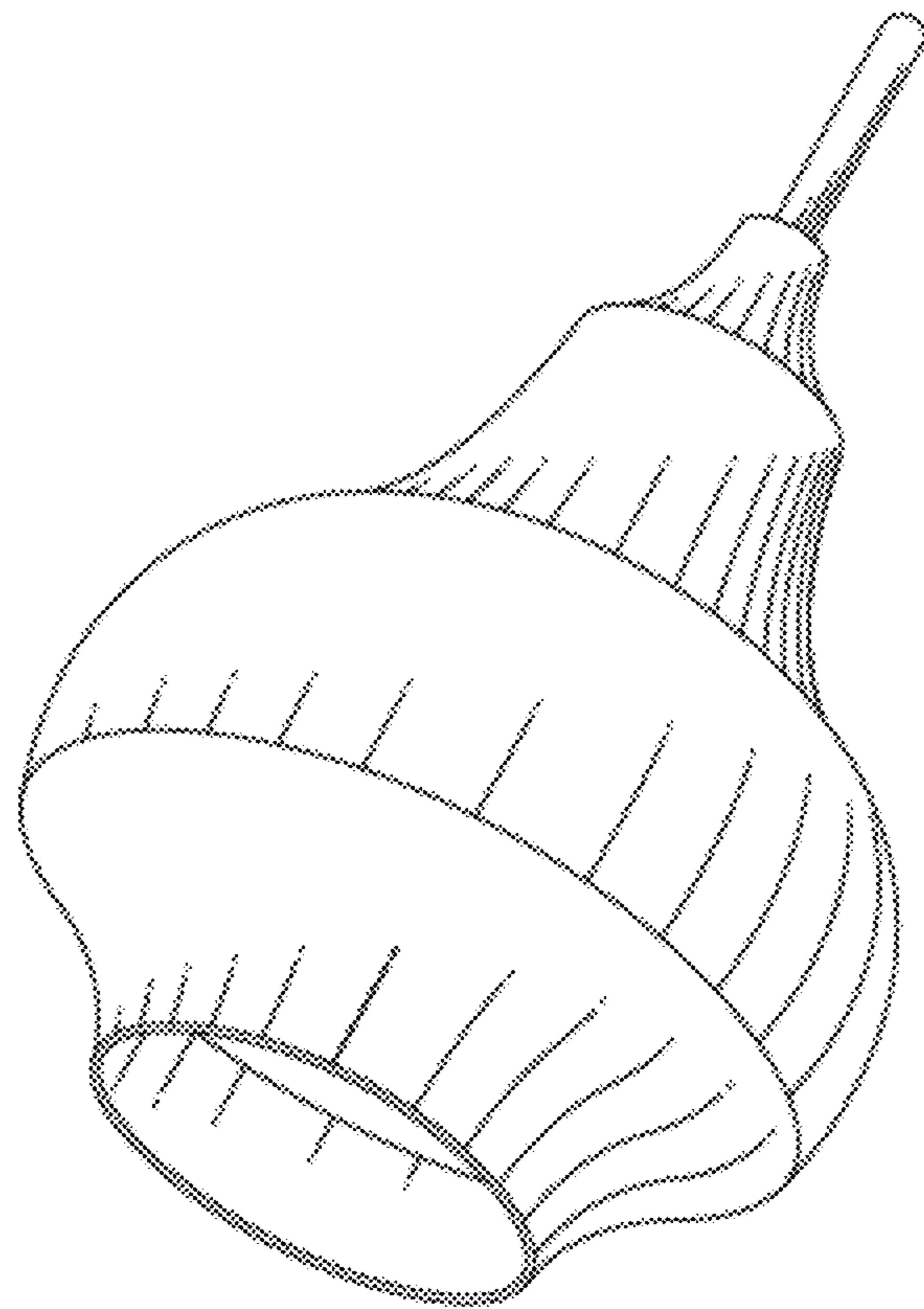


FIG. 1.2

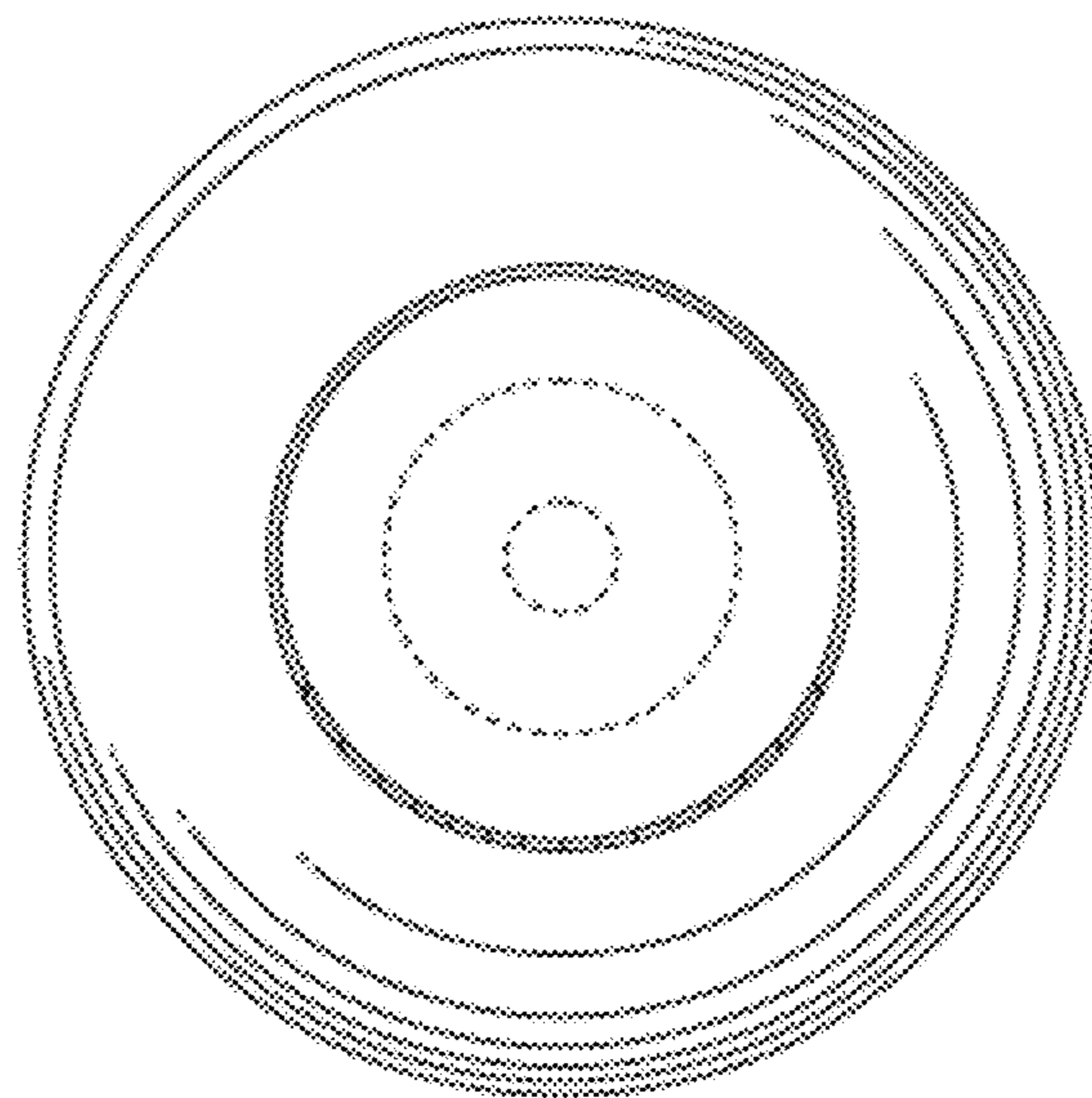


FIG. 1.3