



US00D855220S

(12) **United States Design Patent**
Stahl et al.

(10) **Patent No.:** **US D855,220 S**
(45) **Date of Patent:** **** Jul. 30, 2019**

(54) **SHINGLE**

D313,278 S 12/1990 Noone
D313,658 S 1/1991 Noone
5,181,361 A * 1/1993 Hannah E04D 1/20
52/535

(71) Applicant: **CERTAINEED CORPORATION**,
Malvern, PA (US)

(Continued)

(72) Inventors: **Kermit E. Stahl**, North Wales, PA
(US); **Gregory F. Jacobs**, Oreland, PA
(US)

FOREIGN PATENT DOCUMENTS

(73) Assignee: **CERTAINEED CORPORATION**,
Malvern, PA (US)

RU 96310 12/2015

(**) Term: **15 Years**

Primary Examiner — Vy N Koenig
Assistant Examiner — Kimberly Barnes

(21) Appl. No.: **29/560,008**

(74) *Attorney, Agent, or Firm* — Abel Schillinger, LLP;
Thomas H. Osborn

(22) Filed: **Apr. 1, 2016**

(51) **LOC (11) Cl.** **25-01**

(52) **U.S. Cl.**

USPC **D25/139**

(58) **Field of Classification Search**

USPC D25/138–163

CPC E04D 1/00; E04D 1/02; E04D 1/06; E04D
1/12; E04D 1/18; E04D 3/00; E04D 3/02;
E04D 3/16; E04D 3/24; E04D 3/30;
E04D 3/361; E04D 3/368; E04D 3/362;
E04D 3/363; E04D 3/364; E04D 1/26;
E04D 2001/005; E04D 2001/3491; E04D
7/005; E04D 1/265; E04D 1/20; E04D
1/22; E04F 2201/0115; E04F 2201/0153;
E04F 13/08; E04F 13/0894

See application file for complete search history.

(56) **References Cited**

U.S. PATENT DOCUMENTS

1,776,949 A * 9/1930 Lumbard E04D 1/26
52/540
2,161,440 A 6/1939 Venrick
2,245,062 A * 6/1941 Abraham E04D 1/26
52/559
D300,257 S 3/1989 Stahl
D309,027 S 7/1990 Noone et al.

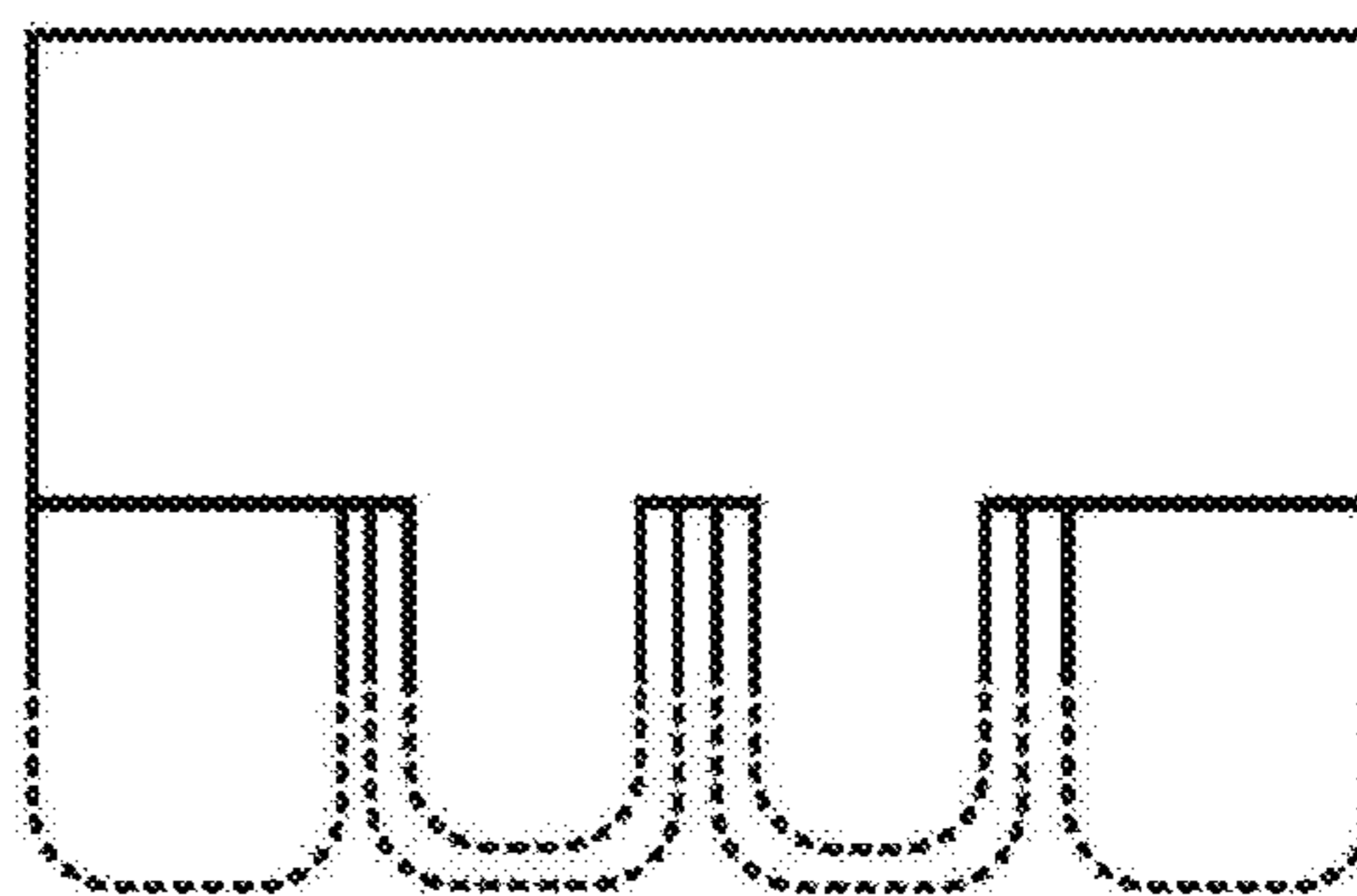
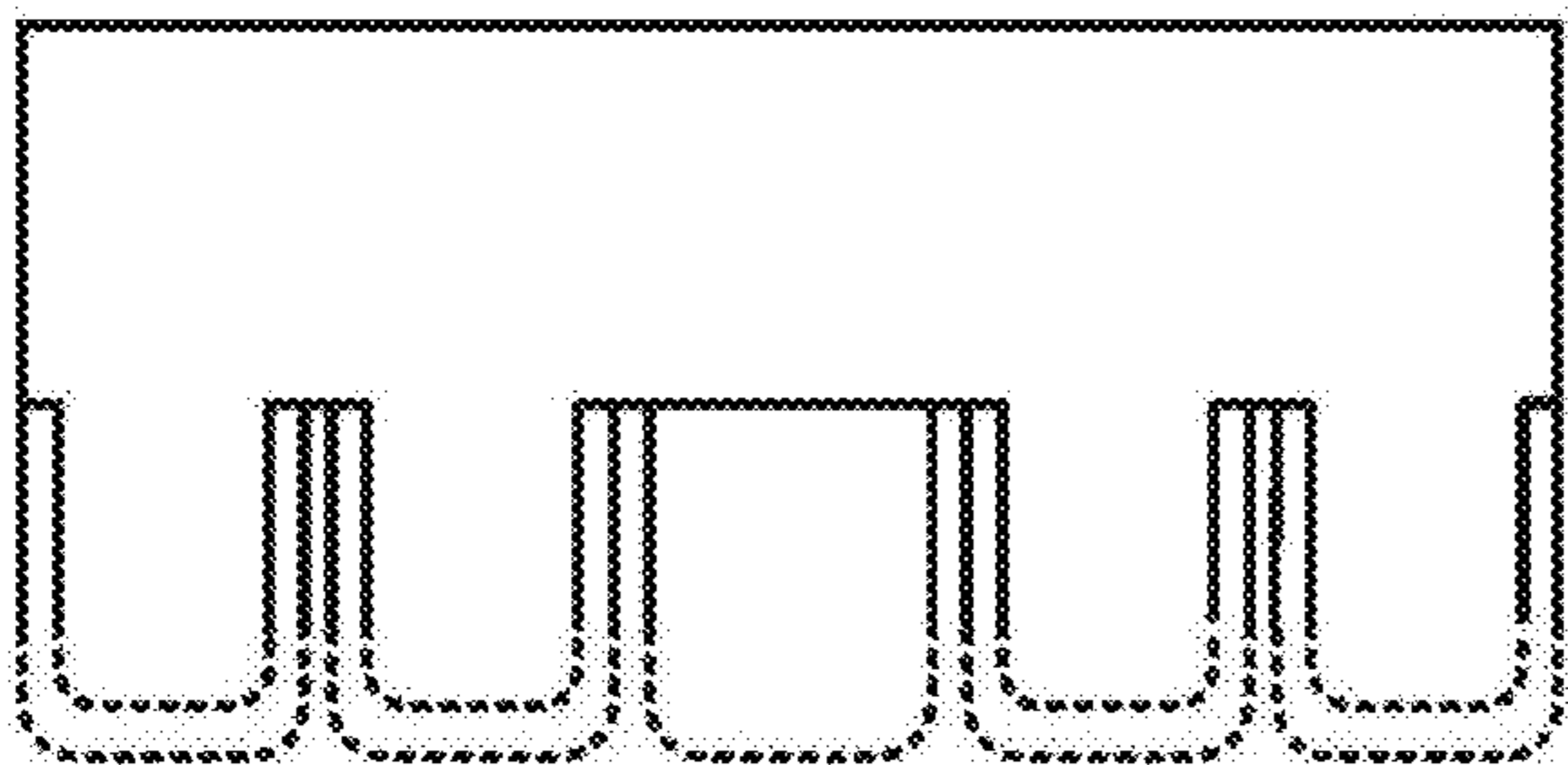
(57) **CLAIM**

The ornamental design for a shingle, as shown and described.

DESCRIPTION

FIG. 1 is a front elevation view of a shingle showing our new design;
FIG. 2 is a rear elevation view thereof;
FIG. 3 is a bottom plan view thereof;
FIG. 4 is a right side elevation view, the left side elevation view being a mirror image thereof;
FIG. 5 is a front elevation view of the shingle in a second embodiment;
FIG. 6 is a rear elevation view thereof;
FIG. 7 is a bottom plan view thereof;
FIG. 8 is a right side elevation view, the left side elevation view being a mirror image thereof;
FIG. 9 is a front elevation view of the shingle in a third embodiment;
FIG. 10 is a rear elevation view thereof;
FIG. 11 is a bottom plan view thereof; and,
FIG. 12 is a right side elevation view, the left side elevation view being a mirror image thereof.
The broken lines illustrate portions of the shingle that form no part of the claimed design.

1 Claim, 2 Drawing Sheets



(56) **References Cited**

U.S. PATENT DOCUMENTS

5,209,802 A *	5/1993	Hannah	E04D 1/20 106/489	8,438,812 B2 *	5/2013	King	E04D 1/26 52/314
D336,347 S	6/1993	Hannah et al.			8,468,754 B2 *	6/2013	Railkar	E04D 1/26 136/244
D340,294 S	10/1993	Hannah et al.			8,522,510 B2	9/2013	Elliott et al.		
D347,900 S	6/1994	Stapleton			8,713,860 B2 *	5/2014	Railkar	E04D 1/26 52/173.3
5,369,929 A	12/1994	Weaver et al.			8,789,332 B1	7/2014	Halliley et al.		
5,421,134 A	6/1995	Hannah et al.			8,968,507 B2	3/2015	Elliot et al.		
D366,124 S	1/1996	Hannah et al.			9,021,760 B2	5/2015	Kiik et al.		
D369,421 S	4/1996	Kiik et al.			9,121,178 B2	9/2015	Belt et al.		
D375,563 S	11/1996	Hannah et al.			9,140,012 B1	9/2015	Leitch et al.		
5,571,596 A	11/1996	Johnson			9,187,903 B1	11/2015	Buzza		
D376,660 S	12/1996	Hannah et al.			D750,810 S	3/2016	Buzza		
5,822,943 A	10/1998	Frankoski et al.			9,279,255 B2 *	3/2016	Bryson	E04D 1/22
D401,362 S *	11/1998	Bondoc	D25/139	9,290,944 B2 *	3/2016	Kalkanoglu	B32B 18/00
5,860,263 A	1/1999	Sieling et al.			D762,879 S *	8/2016	Leitch	D25/143
6,038,827 A	3/2000	Sieling			D762,880 S *	8/2016	Leitch	D25/143
6,145,265 A	11/2000	Malarkey et al.			D762,881 S *	8/2016	Leitch	D25/143
6,220,329 B1	4/2001	King et al.			D763,470 S	8/2016	Leitch		
6,361,851 B1 *	3/2002	Sieling	B32B 3/02 428/141	D763,471 S	8/2016	Leitch		
6,397,546 B1	6/2002	Malarkey et al.			9,464,439 B2	10/2016	Buzza		
6,544,374 B2	4/2003	King et al.			9,739,062 B2	8/2017	Leitch		
6,715,252 B2 *	4/2004	Stahl	E04D 1/20 52/555	D799,721 S *	10/2017	Leitch	D25/139
D504,962 S *	5/2005	Sieling	D25/143	9,808,947 B2 *	11/2017	Grubka	B26D 3/10
6,933,037 B2 *	8/2005	McCumber	B32B 3/00 428/143	D805,221 S *	12/2017	Leitch	D25/139
D552,267 S	10/2007	Kalkanoglu			D815,760 S	4/2018	Nash et al.		
D554,275 S	10/2007	Sieling et al.			2004/0079042 A1	4/2004	Elliott		
7,510,622 B2 *	3/2009	Kalkanoglu	B26D 5/34 156/278	2004/0168761 A1	9/2004	Phillips		
7,665,261 B2 *	2/2010	Elliott	E04D 1/26 52/314	2005/0072109 A1	4/2005	Elliott et al.		
D611,620 S	3/2010	Kalkanoglu et al.			2005/0193673 A1	9/2005	Rodrigues et al.		
7,805,905 B2	10/2010	Rodrigues et al.			2005/0204675 A1	9/2005	Snyder et al.		
7,877,949 B1	2/2011	Elliott			2006/0179767 A1	8/2006	Miller et al.		
D644,753 S *	9/2011	Elliott	E04D 1/26 D25/139	2010/0205898 A1	8/2010	Rodrigues et al.		
8,168,880 B2 *	5/2012	Jacobs	E04D 1/26 136/244	2010/0313512 A1	12/2010	Rodrigues et al.		
8,240,100 B2 *	8/2012	Kalkanoglu	B32B 37/1284 52/518	2011/0056148 A1 *	3/2011	Jenkins	E04B 7/22 52/90.1
D669,602 S	10/2012	Jenkins			2011/0209428 A1	9/2011	Elliott		
D670,007 S	10/2012	Jenkins			2013/0019554 A1	1/2013	Rodrigues et al.		
8,397,460 B2	3/2013	Rodrigues et al.			2013/0025768 A1	1/2013	Vermilion et al.		
					2014/0090329 A1	4/2014	Elliott et al.		
					2015/0152642 A1	6/2015	Elliott et al.		
					2015/0315789 A1	11/2015	Buzza		
					2015/0315790 A1	11/2015	Buzza		
					2015/0368904 A1	12/2015	Humphreys		
					2016/0017607 A1	1/2016	Kalkanoglu et al.		
					2016/0145871 A2	5/2016	Buzza		
					2016/0177569 A1	6/2016	Leitch		
					2017/0284100 A1	10/2017	Jenkins et al.		

* cited by examiner

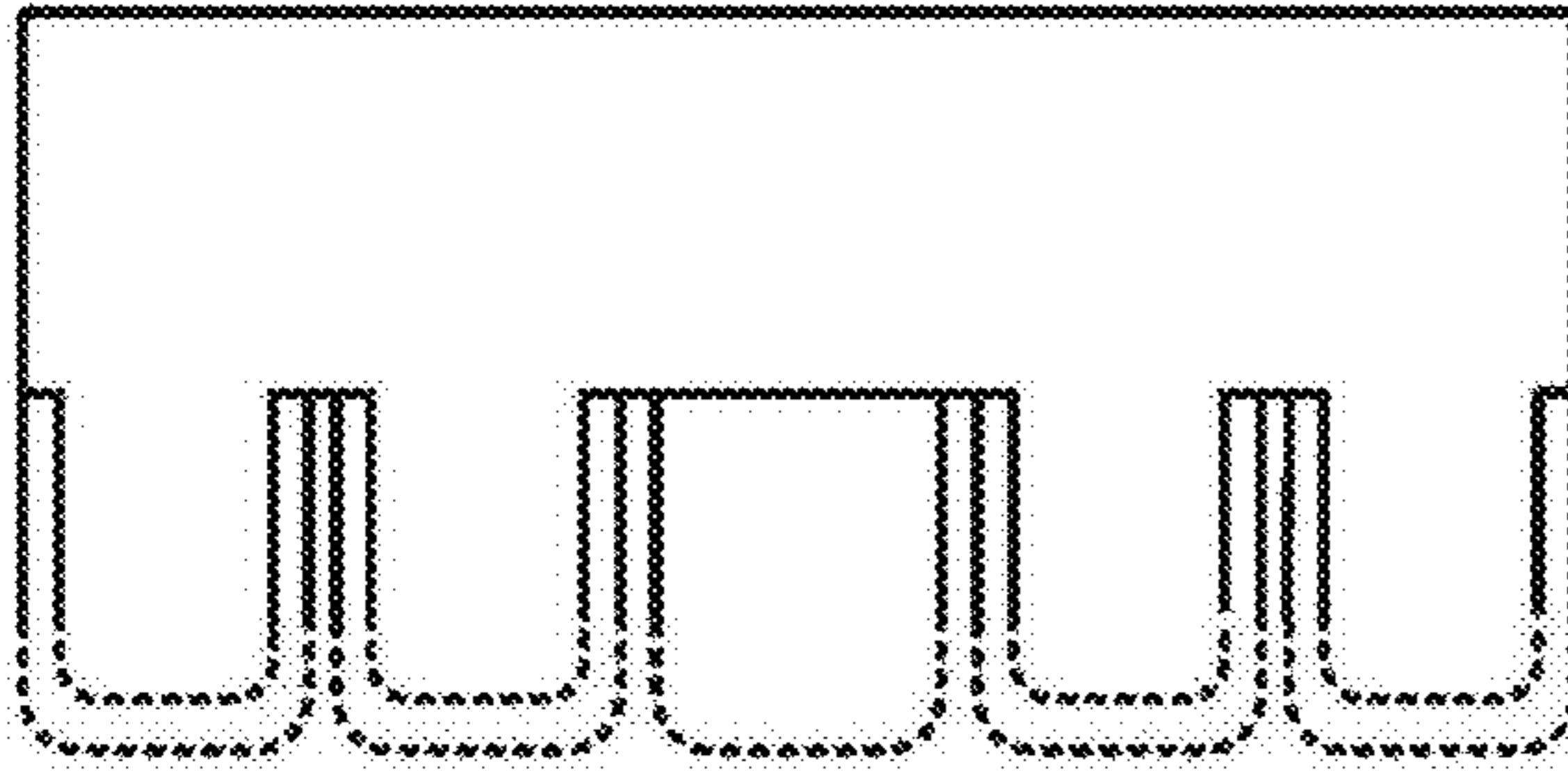


FIG. 1

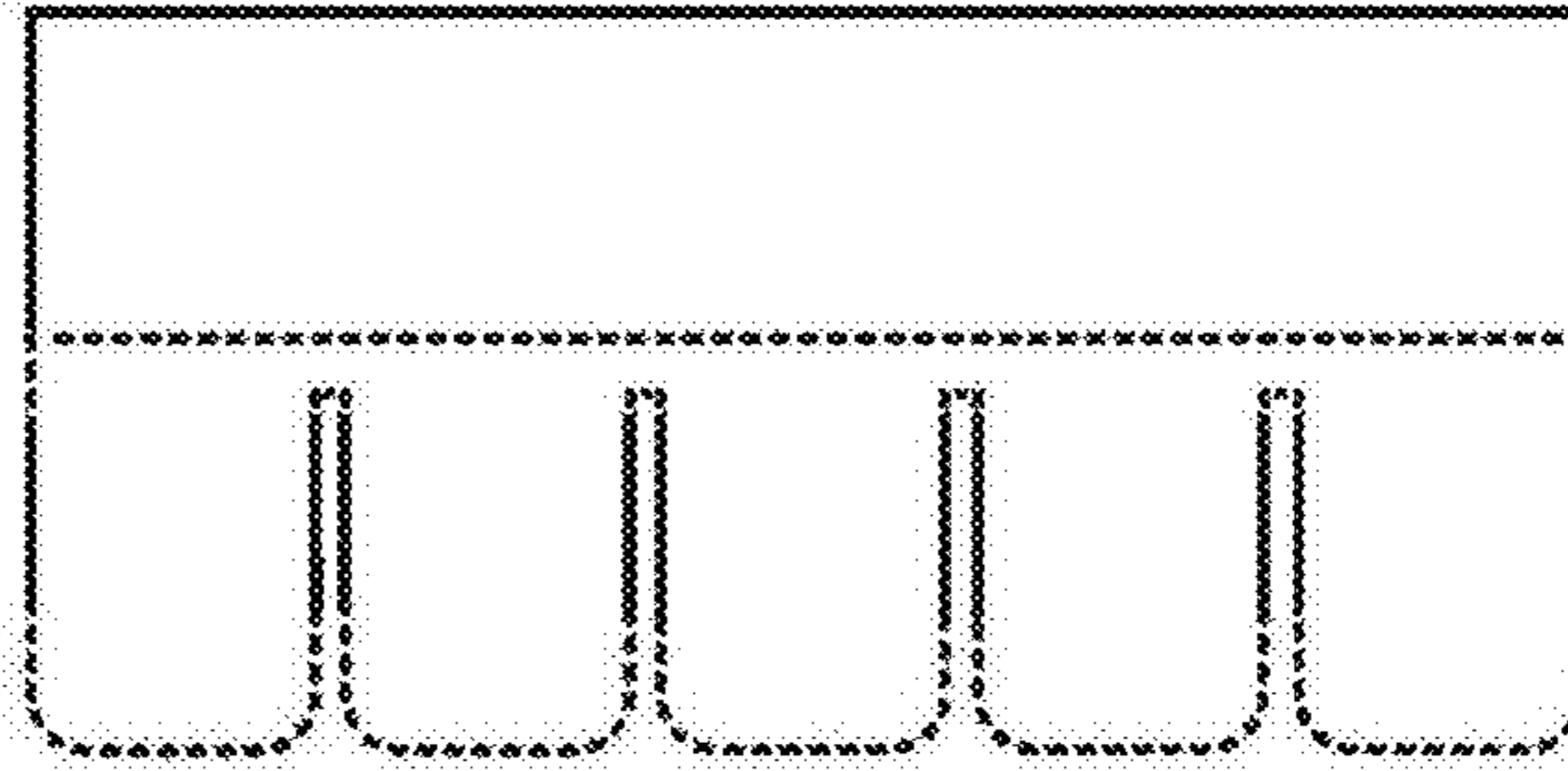


FIG. 2



FIG. 3



FIG. 4

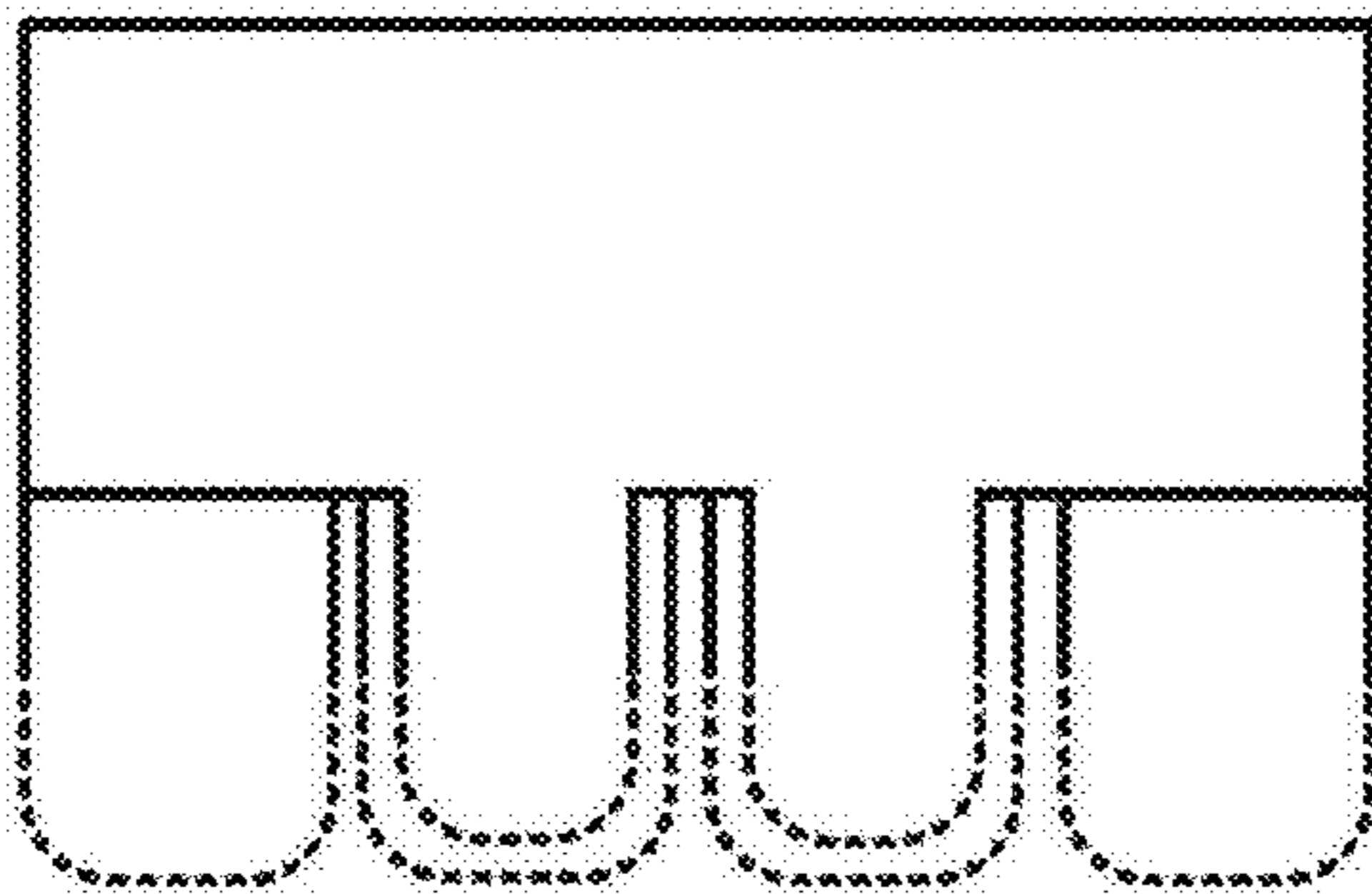


FIG. 5

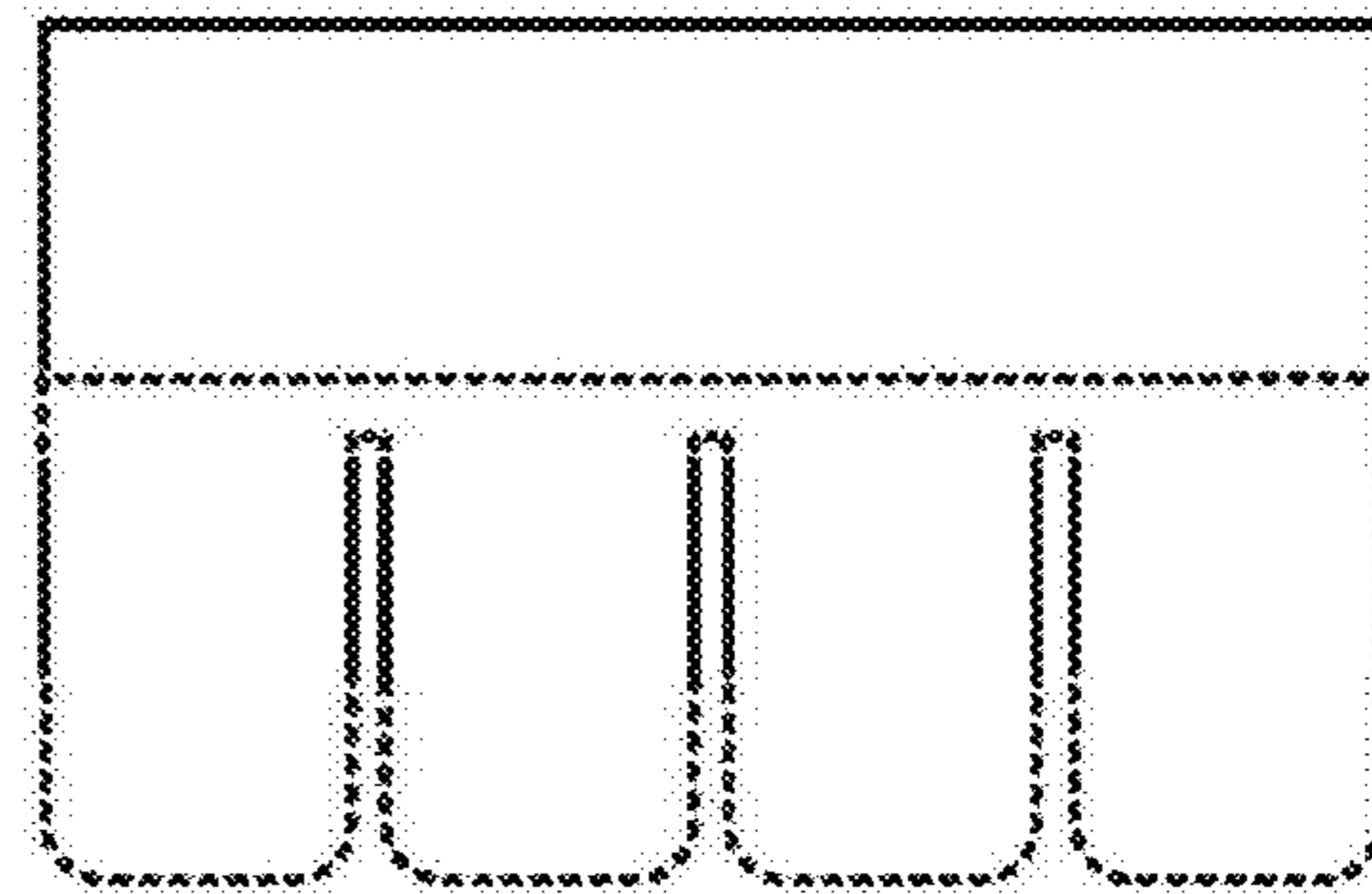


FIG. 6



FIG. 7



FIG. 8

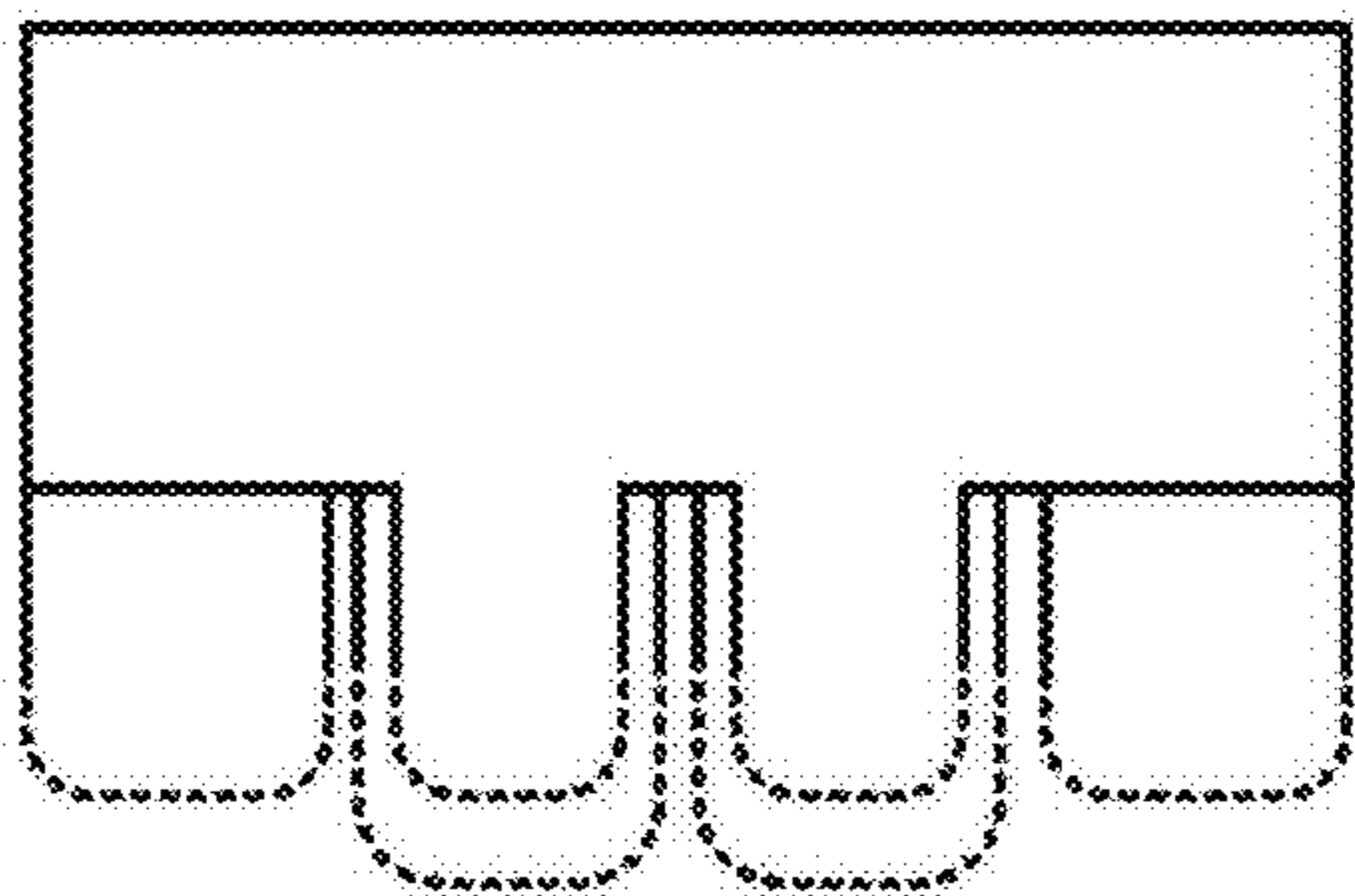


FIG. 9

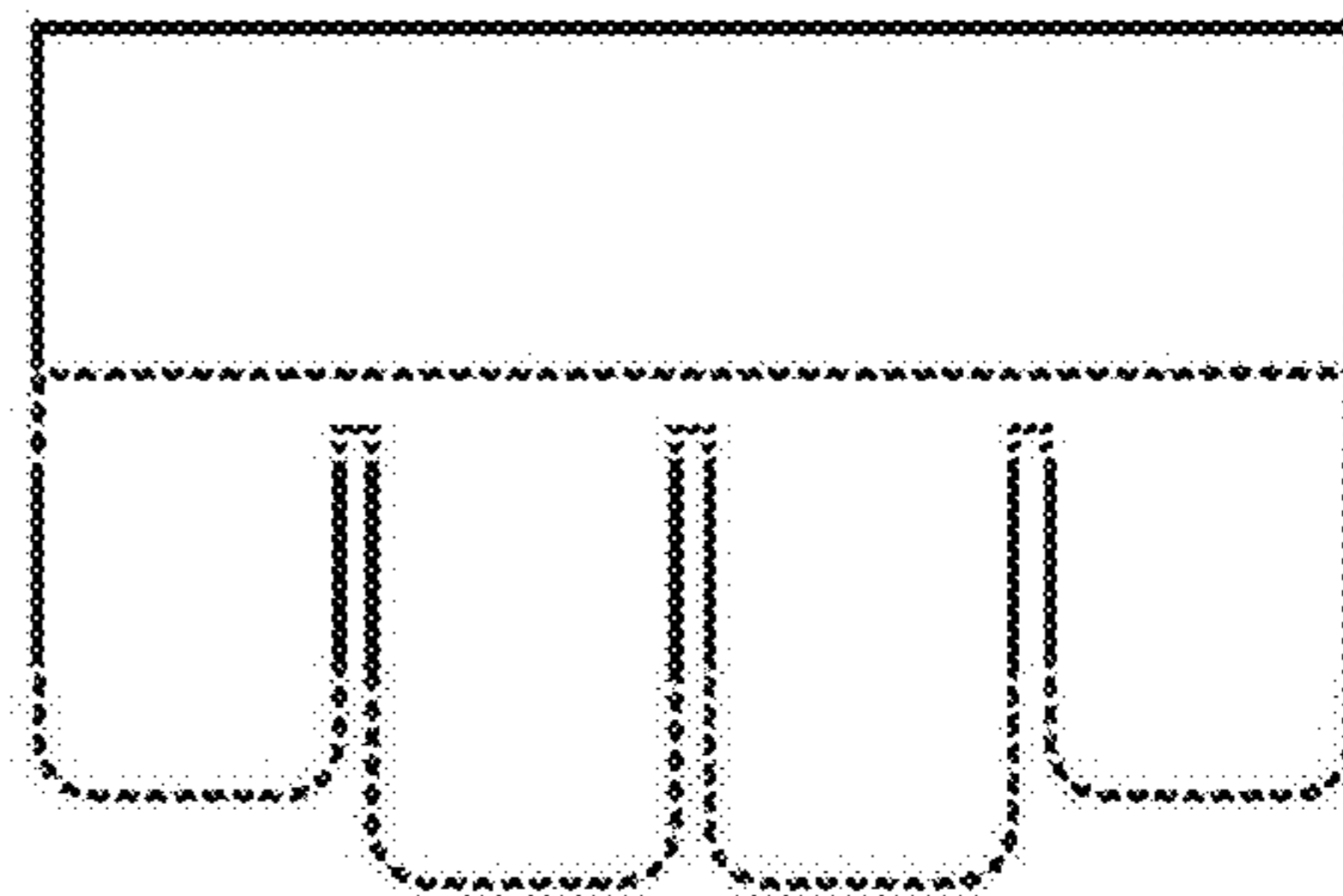


FIG. 10




FIG. 11



FIG. 12