



US00D855134S

(12) **United States Design Patent** (10) **Patent No.:** **US D855,134 S**  
**Wang** (45) **Date of Patent:** **\*\* Jul. 30, 2019**

(54) **BASKETBALL**  
(71) Applicant: **Chih-Hung Wang**, Taichung (TW)  
(72) Inventor: **Chih-Hung Wang**, Taichung (TW)  
(\*\*) Term: **15 Years**  
(21) Appl. No.: **29/639,551**  
(22) Filed: **Mar. 7, 2018**  
(51) **LOC (11) Cl.** ..... **21-02**  
(52) **U.S. Cl.**  
USPC ..... **D21/781**  
(58) **Field of Classification Search**  
USPC ..... D21/415–504, 308, 314, 357, 362, 366,  
D21/367, 707–716, 719, 788–796;  
D30/160; D11/48, 99; 119/707;  
446/431, 486; 473/351–385, 415–504,  
473/569–614  
CPC ..... A63B 41/00; A63B 41/02; A63B 41/04;  
A63B 41/08; A63B 41/085; A63B 41/10;  
A63B 41/12; A63B 43/00; A63B 43/002;  
A63B 43/005; A63B 2069/0006; A63B  
2243/0025; A63B 37/14; A63B 69/0002;  
A63B 37/0004; A63B 37/0009  
See application file for complete search history.

D531,240 S \* 10/2006 Geisendorfer ..... D21/713  
D533,911 S \* 12/2006 Laliberty ..... D21/713  
D605,240 S \* 12/2009 Gibson ..... D21/713  
D645,101 S \* 9/2011 Krysiak ..... D21/713

**OTHER PUBLICATIONS**

“Basketball”, posted Apr. 24, 2016 [online], [retrieved Feb. 27, 2019]. Retrieved from internet, <https://www.turbosquid.com/3d-models/3d-basketball-ball-model/1030276>.  
“SKLZ Pro Mini Hoop Ball”, posted Dec. 15, 2010 [online], [retrieved Feb. 27, 2019]. Retrieved from internet, [https://www.amazon.com/SKLZ-Pro-Mini-Hoop-Ball/product-reviews/B000ODTFS6/ref=cm\\_cr\\_getr\\_d\\_paging\\_btm\\_next\\_43?ie=UTF8&reviewerType=all\\_reviews&sortBy=recent&pageNumber=43](https://www.amazon.com/SKLZ-Pro-Mini-Hoop-Ball/product-reviews/B000ODTFS6/ref=cm_cr_getr_d_paging_btm_next_43?ie=UTF8&reviewerType=all_reviews&sortBy=recent&pageNumber=43).

\* cited by examiner

*Primary Examiner* — Kevin K Rudzinski  
*Assistant Examiner* — Mehri F Bajoul  
(74) *Attorney, Agent, or Firm* — Burriss Law, PLLC

(57) **CLAIM**

The ornamental design for a basketball, as shown and described.

**DESCRIPTION**

FIG. 1 is a perspective view of a basketball showing my new design;  
FIG. 2 is a front elevational view thereof;  
FIG. 3 is a rear elevational view thereof;  
FIG. 4 is a left side elevational view thereof;  
FIG. 5 is a right side elevational view thereof;  
FIG. 6 is a top plan view thereof; and,  
FIG. 7 is a bottom plan view thereof.  
The grey regions bounded by and filled with broken lines depict portions of the basketball that form no part of the claimed design.

**1 Claim, 7 Drawing Sheets**

(56) **References Cited**

**U.S. PATENT DOCUMENTS**

3,917,271 A \* 11/1975 Lemelson ..... A63B 43/005  
273/DIG. 30  
D379,389 S \* 5/1997 Shih ..... D21/713  
D483,424 S \* 12/2003 Lowinger ..... D21/713  
D495,386 S \* 8/2004 Bryant ..... D21/713  
D498,803 S \* 11/2004 Nishihara ..... D21/713  
D516,646 S \* 3/2006 Yang ..... D21/713  
D522,596 S \* 6/2006 Laliberty ..... D21/713






FIG.1




FIG.2




FIG.3




FIG.4




FIG.5



FIG.6



FIG.7