



US00D855108S

(12) **United States Design Patent** (10) **Patent No.:** **US D855,108 S**  
**Ray** (45) **Date of Patent:** **\*\* Jul. 30, 2019**

(54) **CASING FOR VENDING MACHINE**

(71) Applicant: **Savis Retail Pvt. Ltd.**, Bangalore (IN)

(72) Inventor: **Neeraj Ray**, Karnataka (IN)

(73) Assignee: **Savis Retail Pvt. Ltd.**, Whitefield  
Ramagondamahalli, Whitefield,  
Bangalore (IN)

(\*\*) Term: **15 Years**

(21) Appl. No.: **29/591,494**

(22) Filed: **Jan. 20, 2017**

(51) **LOC (11) Cl.** ..... **20-01**

(52) **U.S. Cl.**  
USPC ..... **D20/4; D7/397**

(58) **Field of Classification Search**  
USPC ..... D7/213, 300, 306; D15/79-82, 85-87;  
D20/1-9; D99/28, 34-36  
CPC ..... A47F 1/00; A47F 1/04; A47F 3/00; A47F  
3/02; G07F 5/00; G07F 5/02; G07F 5/10;  
G07F 9/10; G07F 9/105  
See application file for complete search history.

(56) **References Cited**

**U.S. PATENT DOCUMENTS**

D409,248 S *	5/1999	Ogomori	.....	D20/4
D419,193 S *	1/2000	Kojima	.....	D20/4
D419,603 S *	1/2000	Rawlins	.....	D20/4
D426,266 S *	6/2000	Ogomori	.....	D20/4
D426,578 S *	6/2000	Ogomori	.....	D20/4

D487,777 S *	3/2004	Roatis	.....	D20/8
D524,867 S *	7/2006	Atuta	.....	D20/7
9,396,604 B2 *	7/2016	Chen	.....	H05K 7/20136
9,535,293 B2 *	1/2017	Dunn	.....	G02F 1/1339
9,943,177 B1 *	4/2018	Milosevny	.....	A47F 3/06
D820,912 S *	6/2018	Larson	.....	D20/1

\* cited by examiner

*Primary Examiner* — Derrick E Holland

*Assistant Examiner* — Andrew Kerr

(74) *Attorney, Agent, or Firm* — Davis, Brown, Koehn,  
Shors & Roberts, P.C.

(57) **CLAIM**

The ornamental design for a casing for vending machine, as shown and described.

**DESCRIPTION**

FIG. 1 is a perspective view of a casing for vending machine, showing our new design.

FIG. 2 is another perspective view of the casing for vending machine.

FIG. 3 is a front view of the casing for vending machine.

FIG. 4 is a rear view the casing for vending machine.

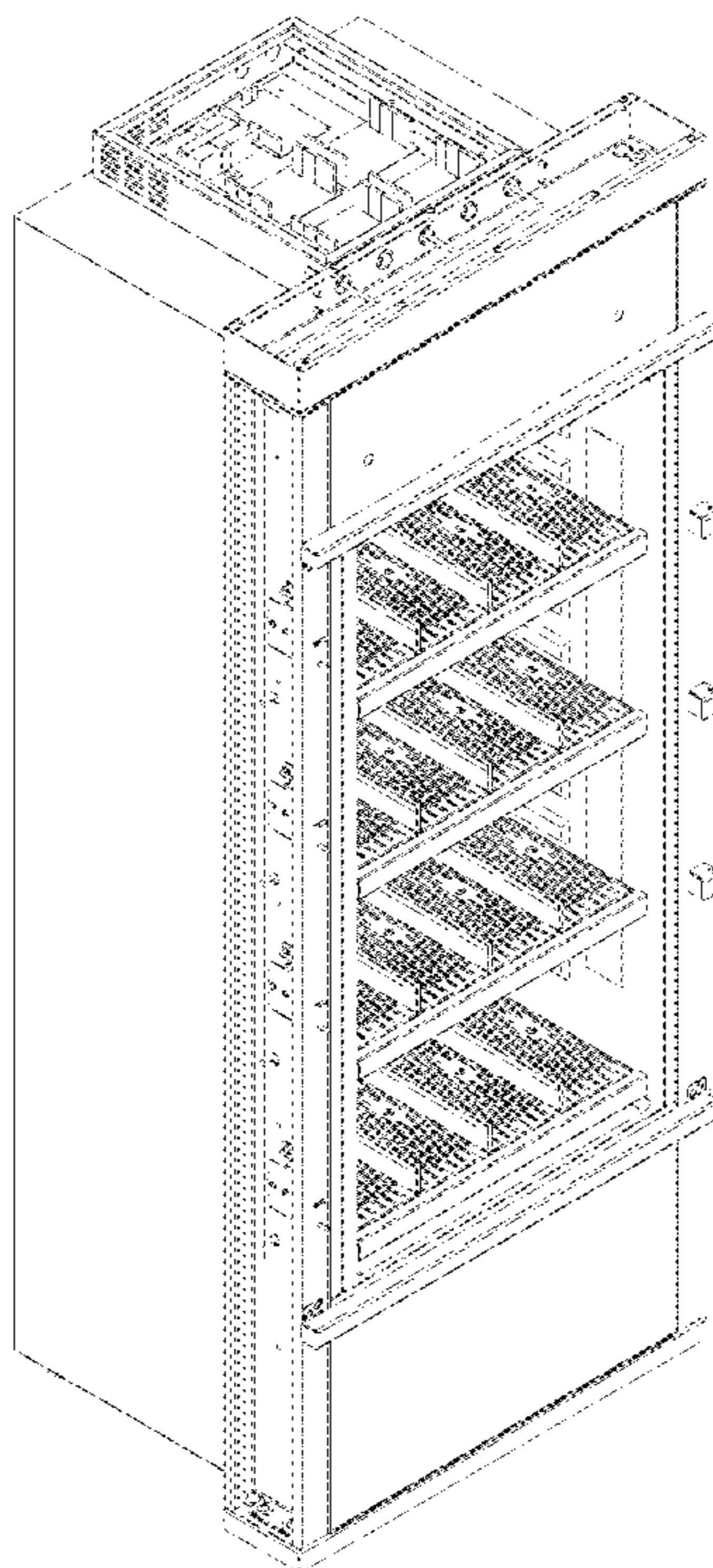
FIG. 5 is a top view of the casing for vending machine.

FIG. 6 is a bottom view of the casing for vending machine.

FIG. 7 is a side view of the casing for vending machine; and, FIG. 8 is another side view of the casing for vending machine.

The broken lines in the drawing views represent environmental structure and form no part of the claimed design.

**1 Claim, 8 Drawing Sheets**



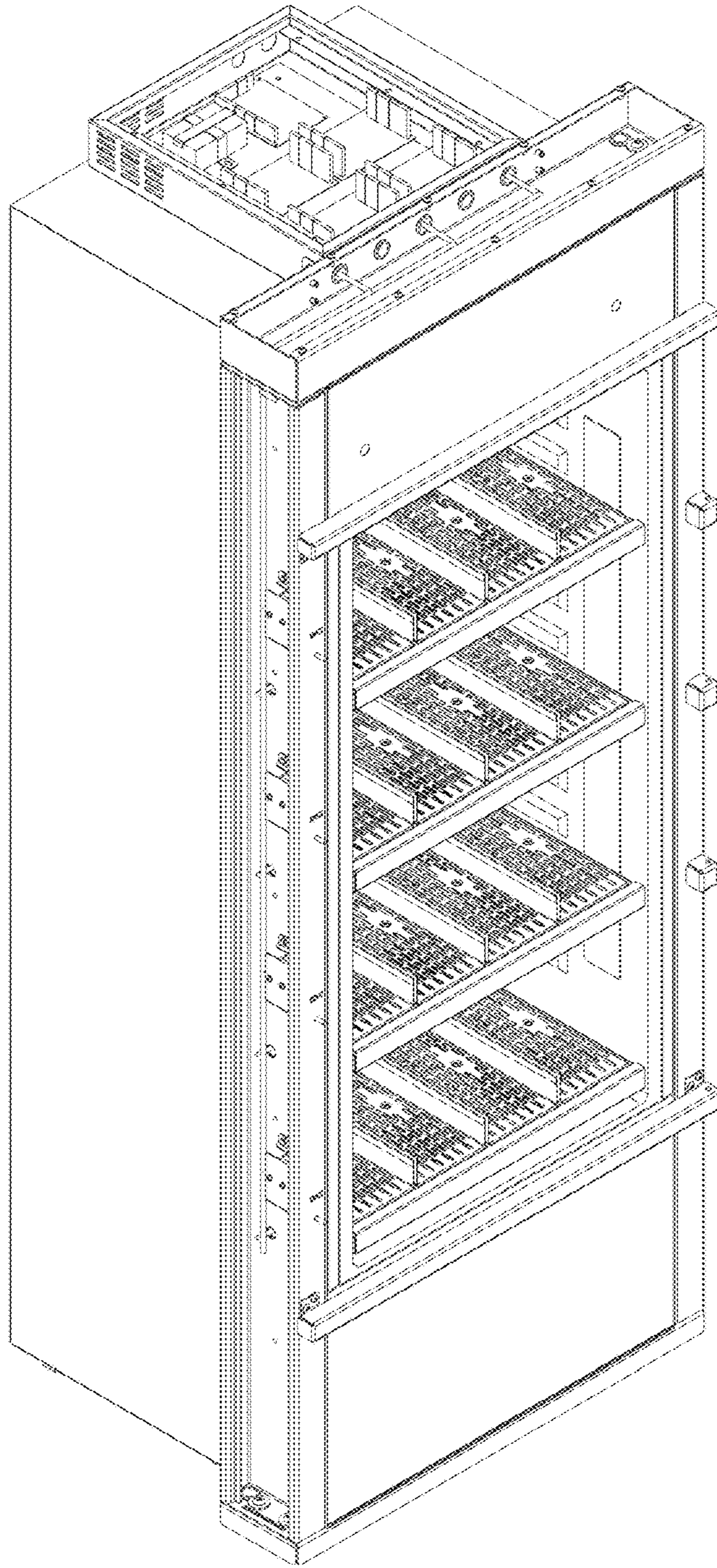


FIG. 1



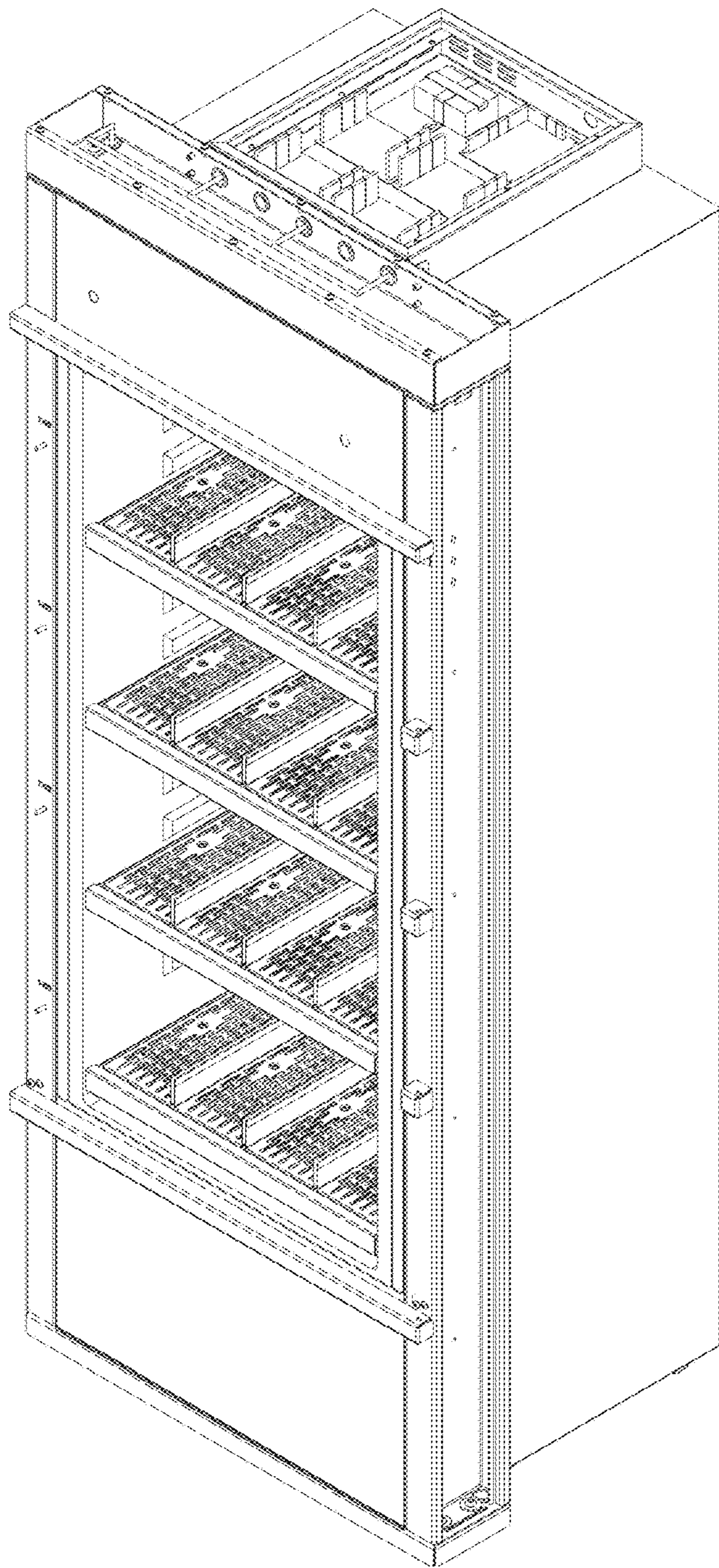


FIG. 2

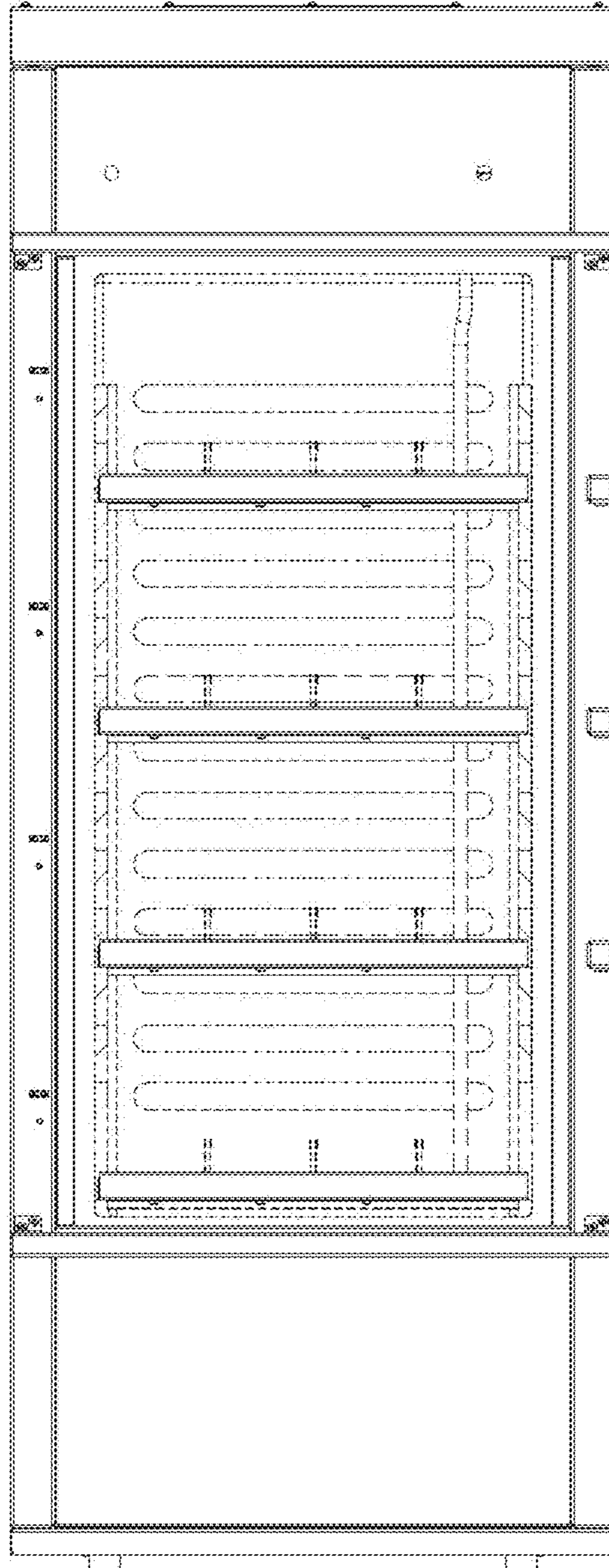


FIG. 3




FIG. 4



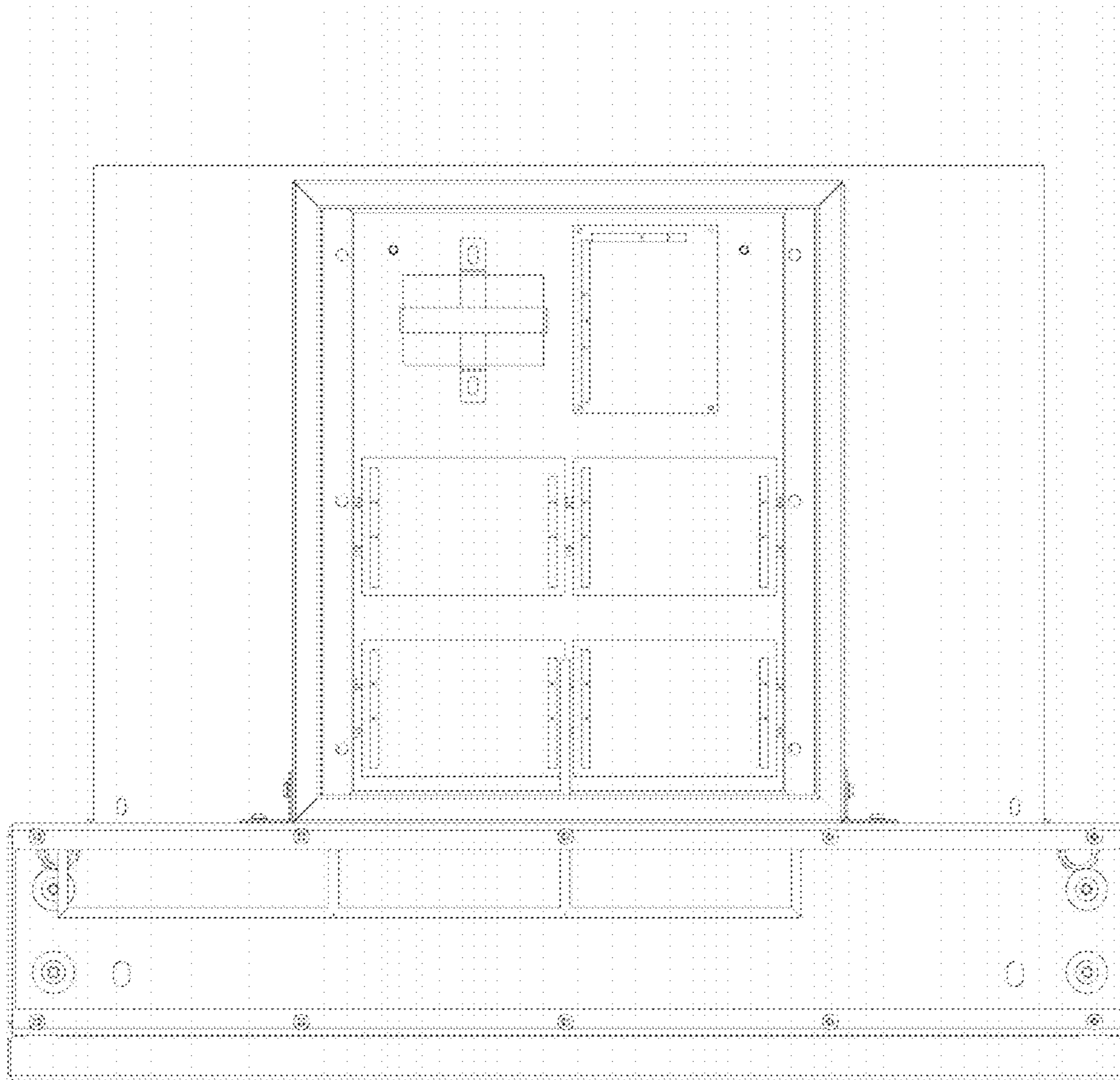


FIG. 5

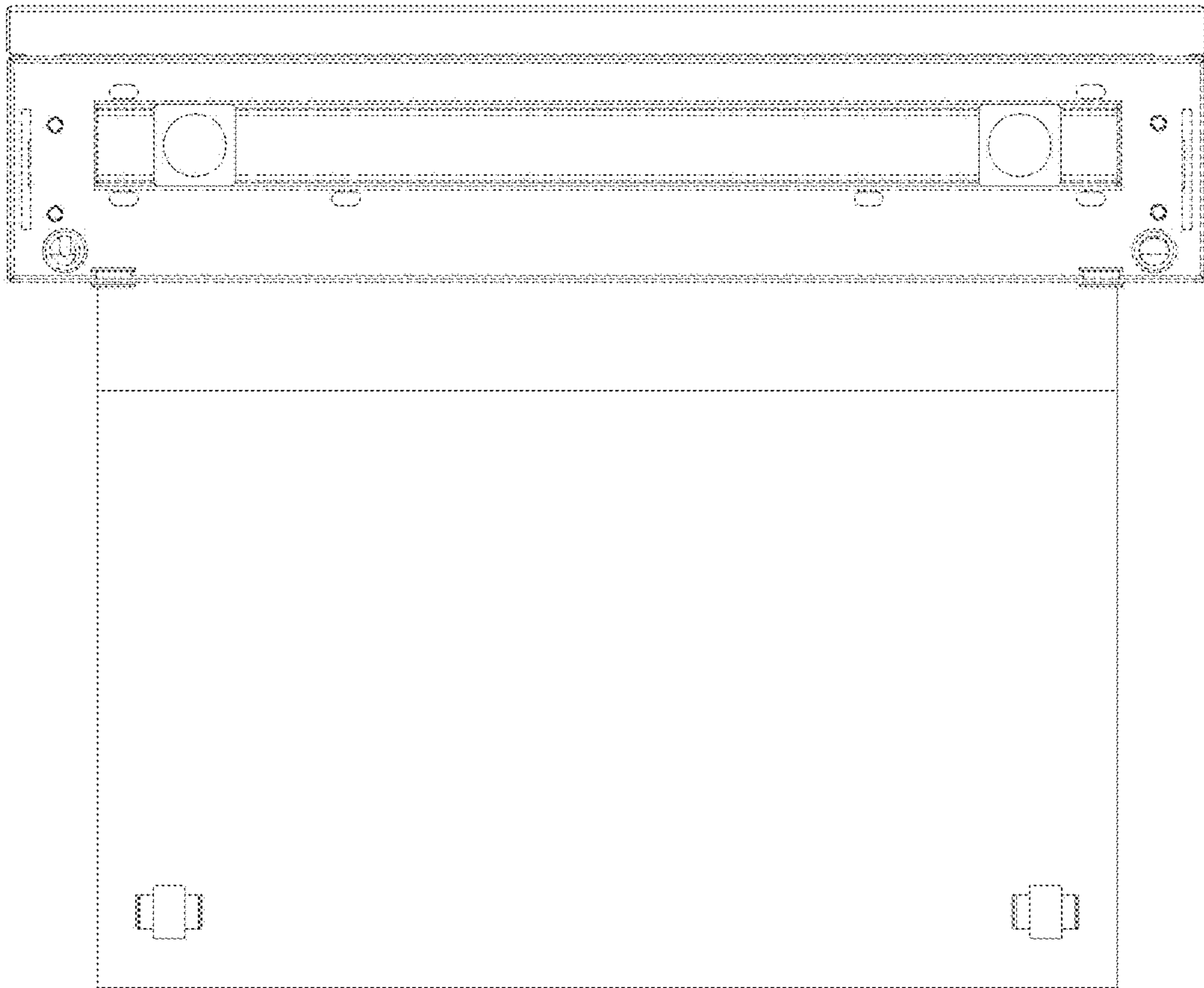


FIG. 6

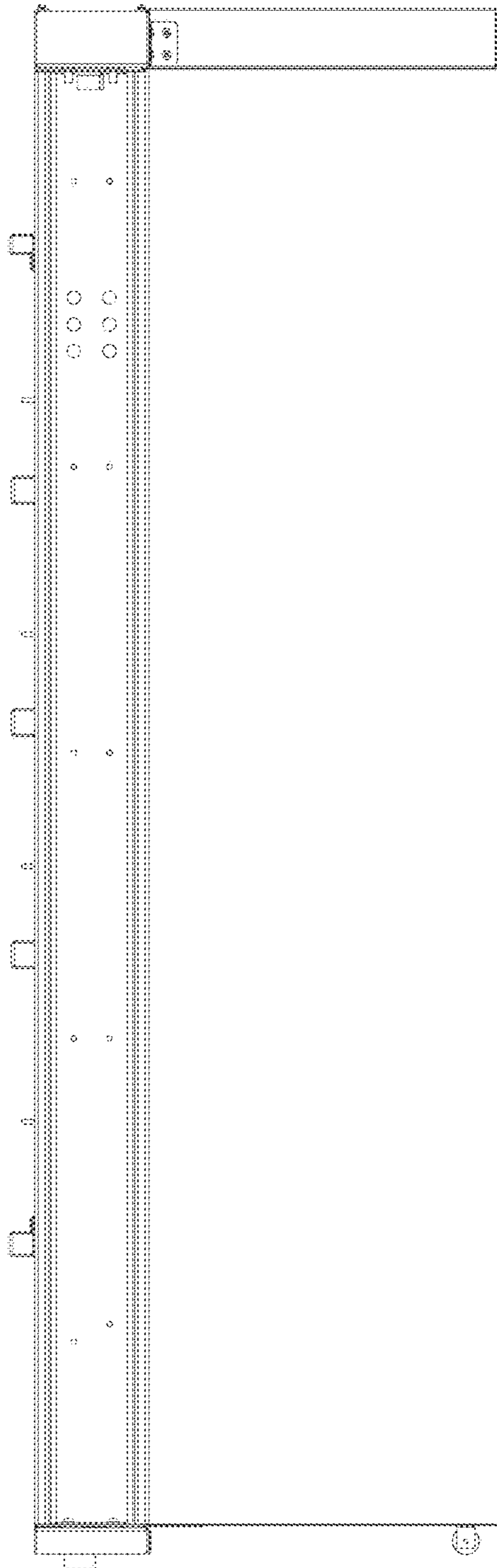


FIG. 7



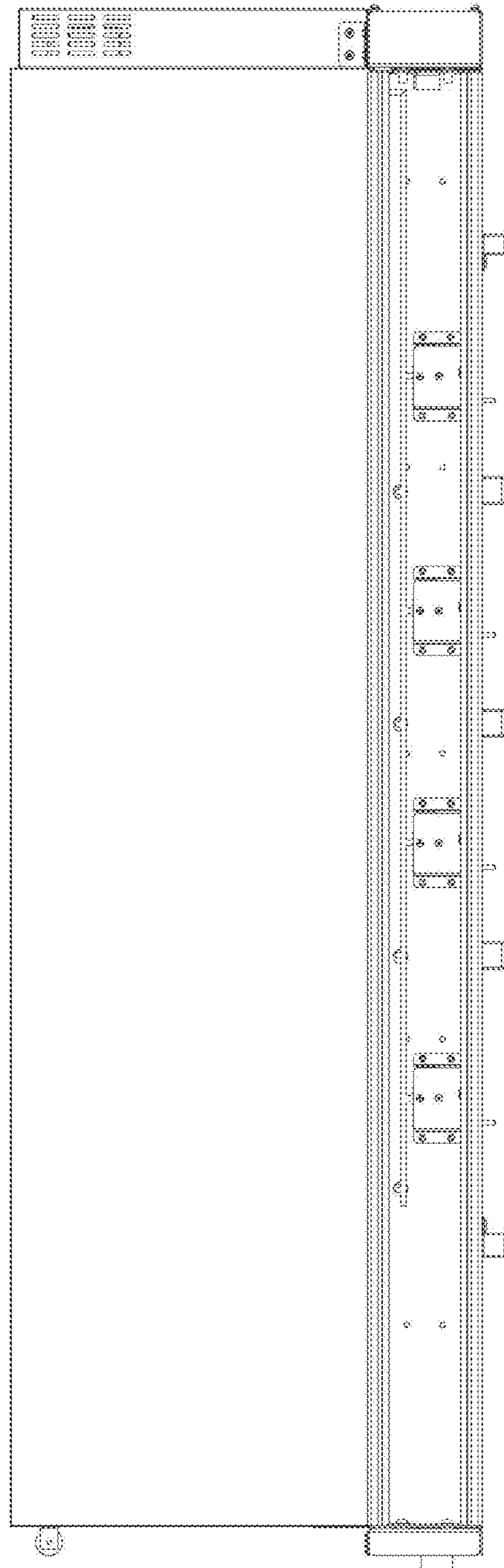


FIG. 8