



US00D855105S

(12) **United States Design Patent**  
**Uesugi et al.**

(10) **Patent No.:** **US D855,105 S**  
(45) **Date of Patent:** **\*\* Jul. 30, 2019**

(54) **FLANGE COUPLING FOR PROCESS  
CARTRIDGE FOR IMAGE FORMING  
APPARATUS**

(71) Applicant: **CANON KABUSHIKI KAISHA,**  
Tokyo (JP)

(72) Inventors: **Tetsuo Uesugi,** Tokyo (JP); **Makoto  
Hayashida,** Tokyo (JP); **Koji  
Yamaguchi,** Tokyo (JP); **Takashi Yano,**  
Tokyo (JP); **Yuuki Nakamura,** Tokyo  
(JP); **Toshiaki Takeuchi,** Tokyo (JP)

(73) Assignee: **Canon Kabushiki Kaisha,** Tokyo (JP)

(\*\*) Term: **15 Years**

(21) Appl. No.: **35/503,601**

(22) Filed: **Feb. 22, 2017**

(80) **Hague Agreement Data**

Int. Filing Date: **Feb. 22, 2017**  
Int. Reg. No.: **DM/095590**  
Int. Reg. Date: **Feb. 22, 2017**  
Int. Reg. Pub. Date: **Aug. 25, 2017**

(30) **Foreign Application Priority Data**

Aug. 24, 2016 (JP) ..... 2016-017938

(51) **LOC (11) Cl.** ..... **18-02**

(52) **U.S. Cl.**  
USPC ..... **D18/40**

(58) **Field of Classification Search**  
USPC ..... D18/36, 40, 43, 50, 56  
CPC ..... B41J 2/175; B41J 2/17563; F16B 5/0208;  
G03G 15/00; G03G 15/655; G03G  
15/757; G03G 21/16  
See application file for complete search history.

(56) **References Cited**

**U.S. PATENT DOCUMENTS**

D395,058 S \* 6/1998 Montes ..... D18/40  
D422,627 S \* 4/2000 Drinkwater ..... D18/40

D537,472 S \* 2/2007 Amano ..... F16B 5/0208  
D18/43  
D618,720 S \* 6/2010 Wasai ..... D18/43  
D620,522 S \* 7/2010 Amano ..... D18/43  
D779,587 S \* 2/2017 Li ..... G03G 21/1857  
D18/43  
D829,814 S \* 10/2018 Kubo ..... G03G 15/757  
D18/43  
2010/0067946 A1\* 3/2010 Zogg ..... G03G 15/757  
399/117  
2010/0290864 A1\* 11/2010 Wang ..... F16B 5/0208  
411/383

(Continued)

**FOREIGN PATENT DOCUMENTS**

JP 2017107142 A 6/2017  
JP 2017142473 A 8/2017

*Primary Examiner* — Mary Ann Calabrese

(74) *Attorney, Agent, or Firm* — Venable LLP

(57) **CLAIM**

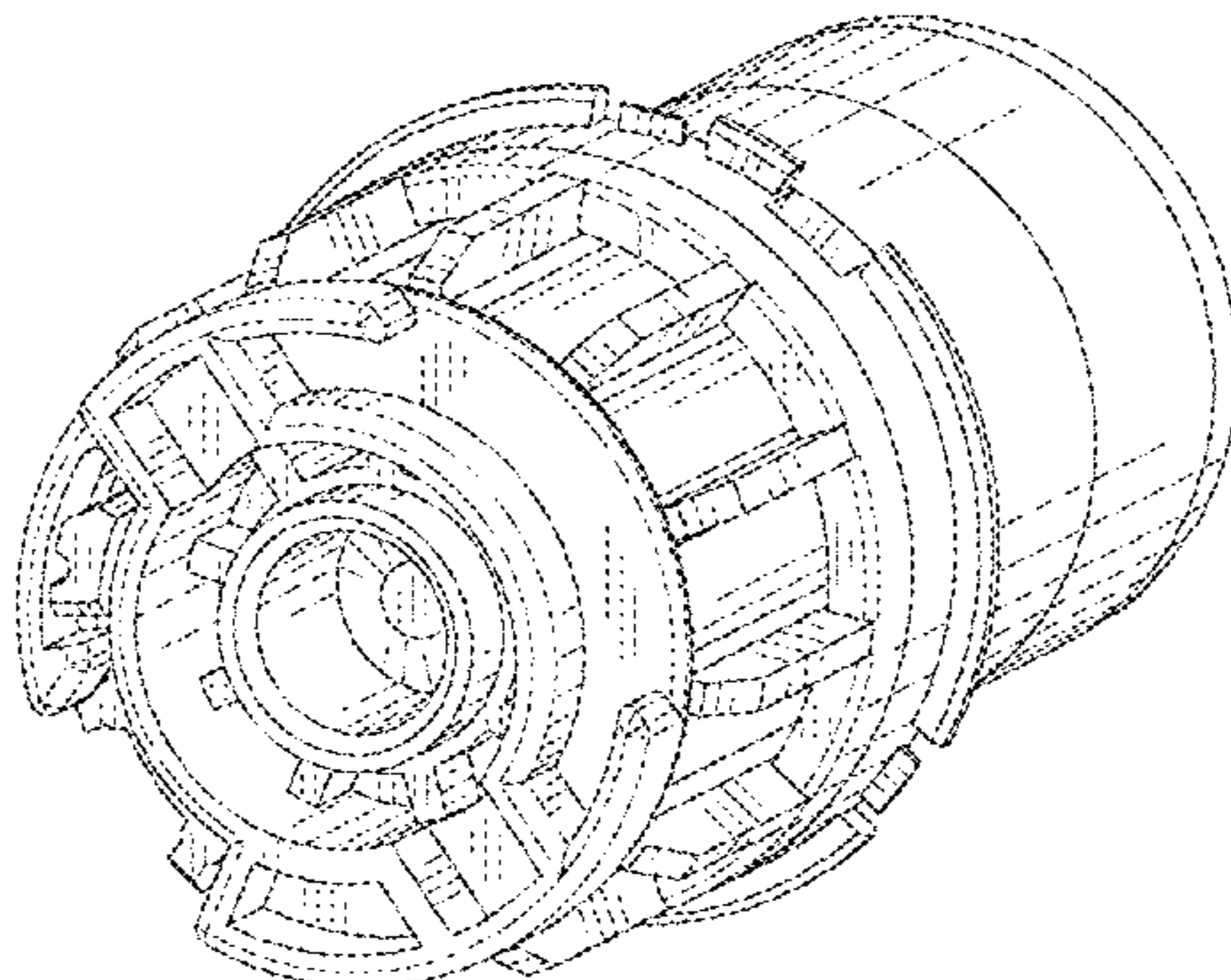
The ornamental design for a flange coupling for process cartridge for image forming apparatus, as shown and described.

**DESCRIPTION**

1. Flange coupling for process cartridge for image forming apparatus  
**1.1** : Front  
**1.2** : Back  
**1.3** : Top  
**1.4** : Bottom  
**1.5** : Left  
**1.6** : Right  
**1.7** : Perspective

The broken lines represent portions of the flange coupling for process cartridge for image forming apparatus that form no part of the claimed design.

**1 Claim, 7 Drawing Sheets**



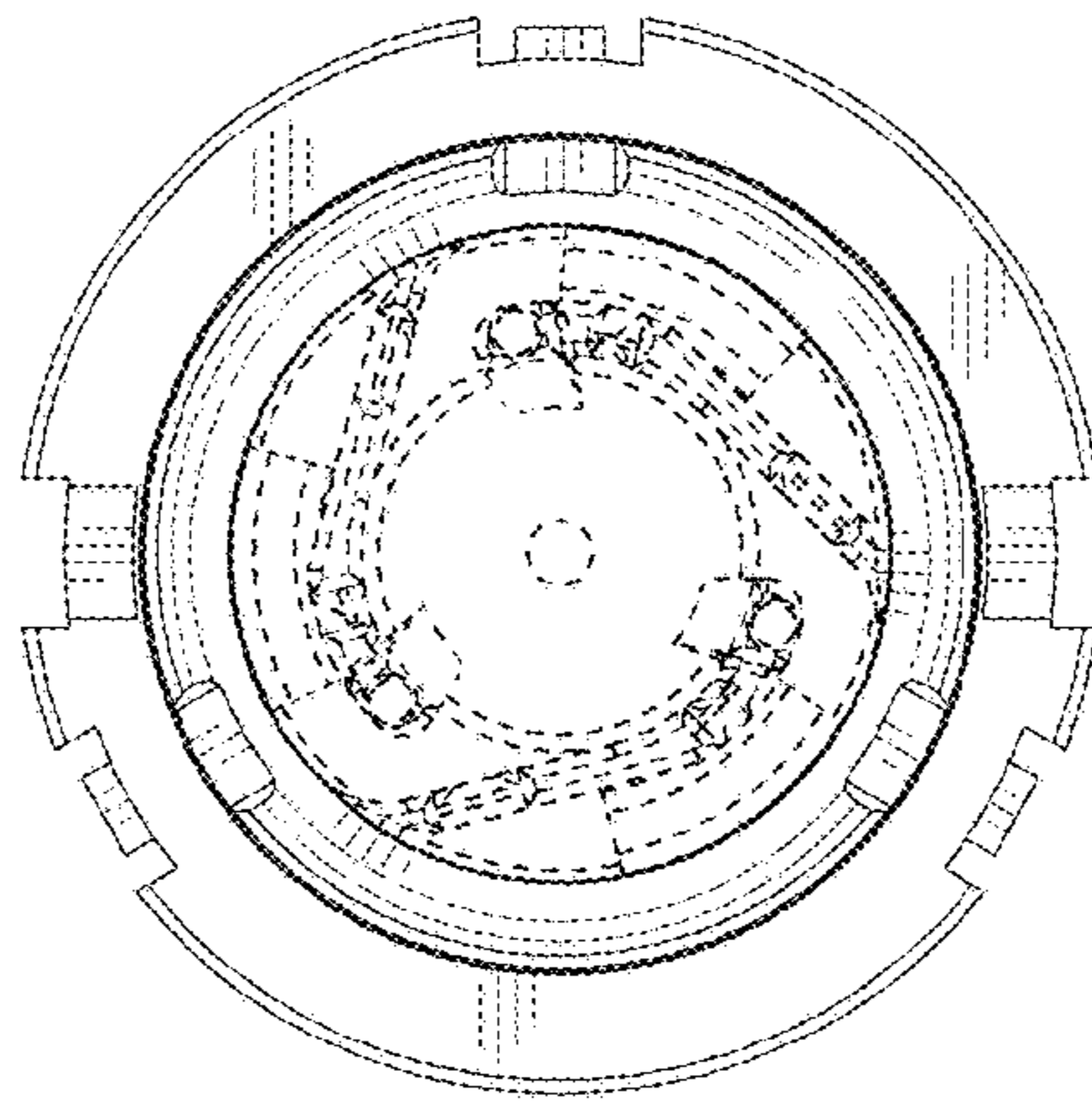
(56)

**References Cited**

U.S. PATENT DOCUMENTS

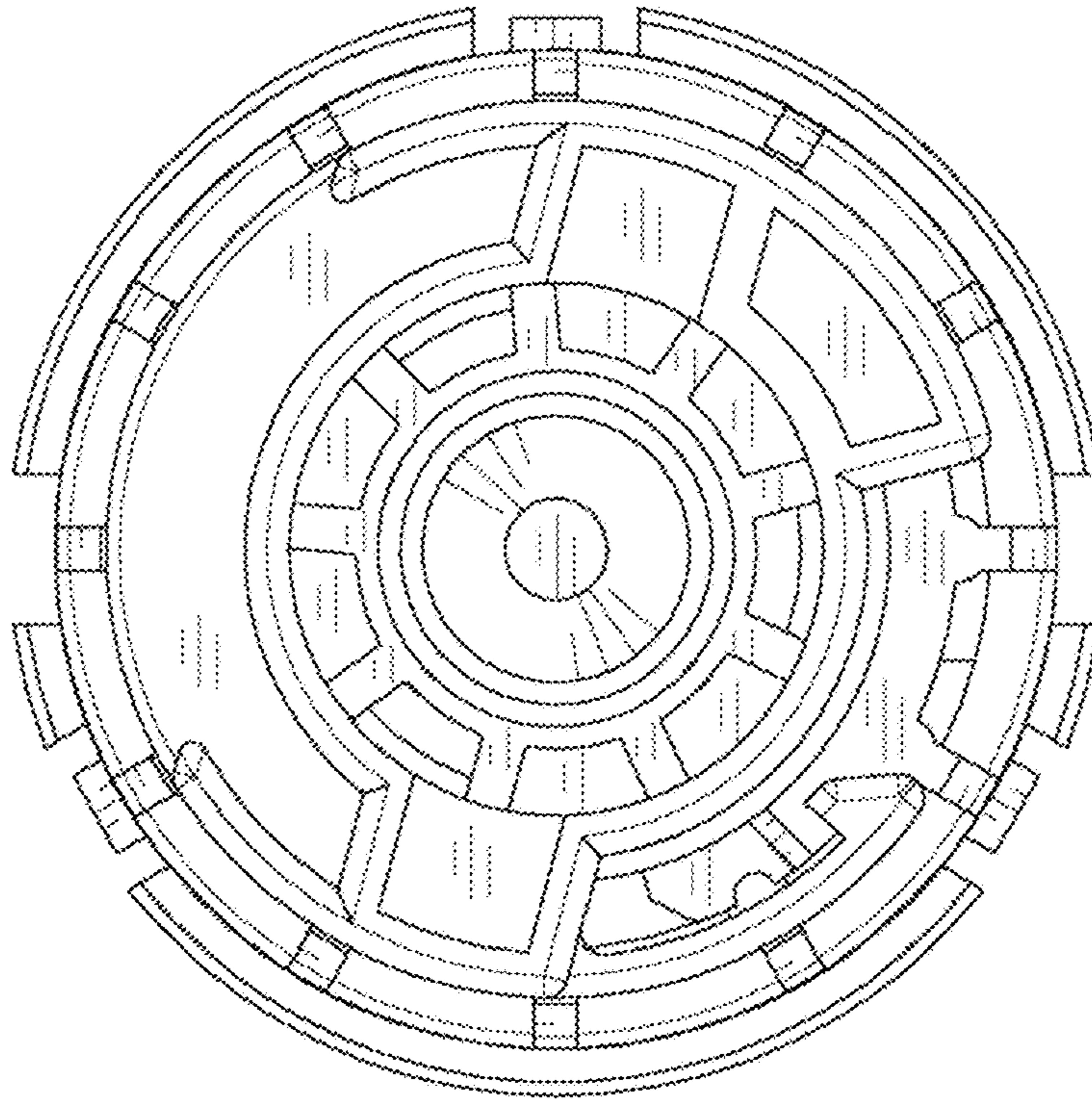
2015/0050050 A1\* 2/2015 Huang ..... G03G 21/1857  
399/167  
2018/0231037 A1\* 8/2018 Wu ..... F16B 5/0208

\* cited by examiner

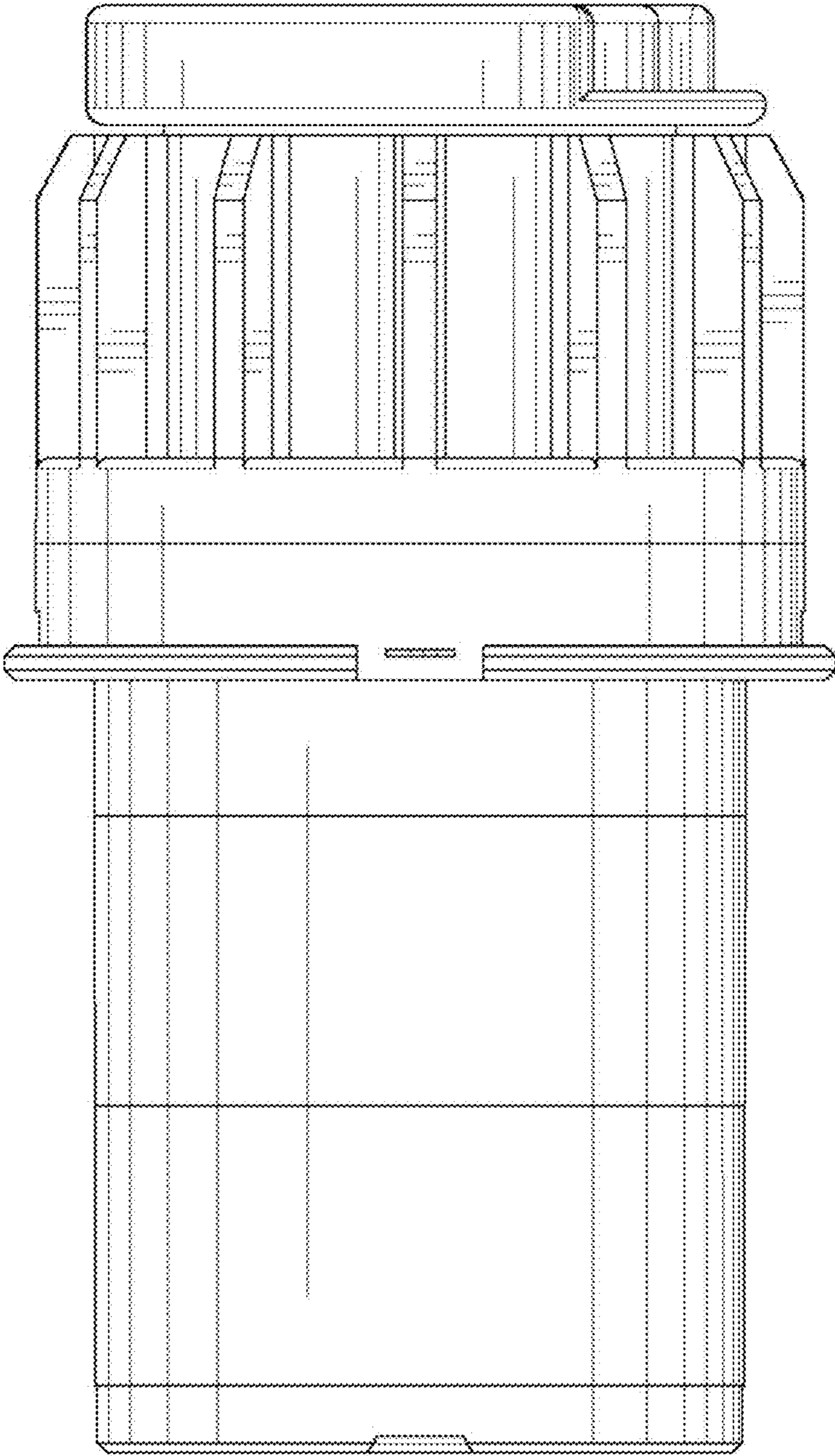


1.1

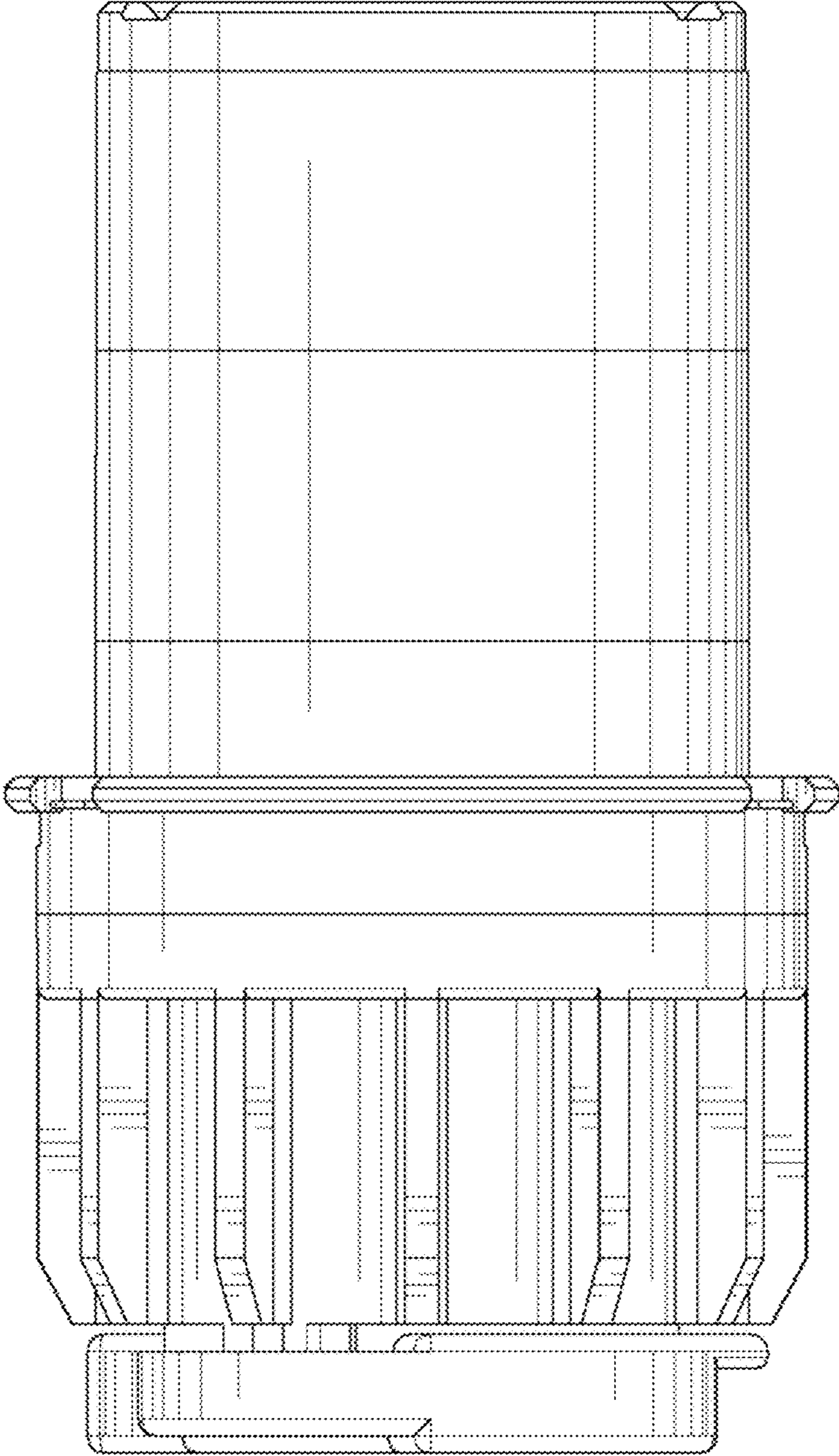
1.2



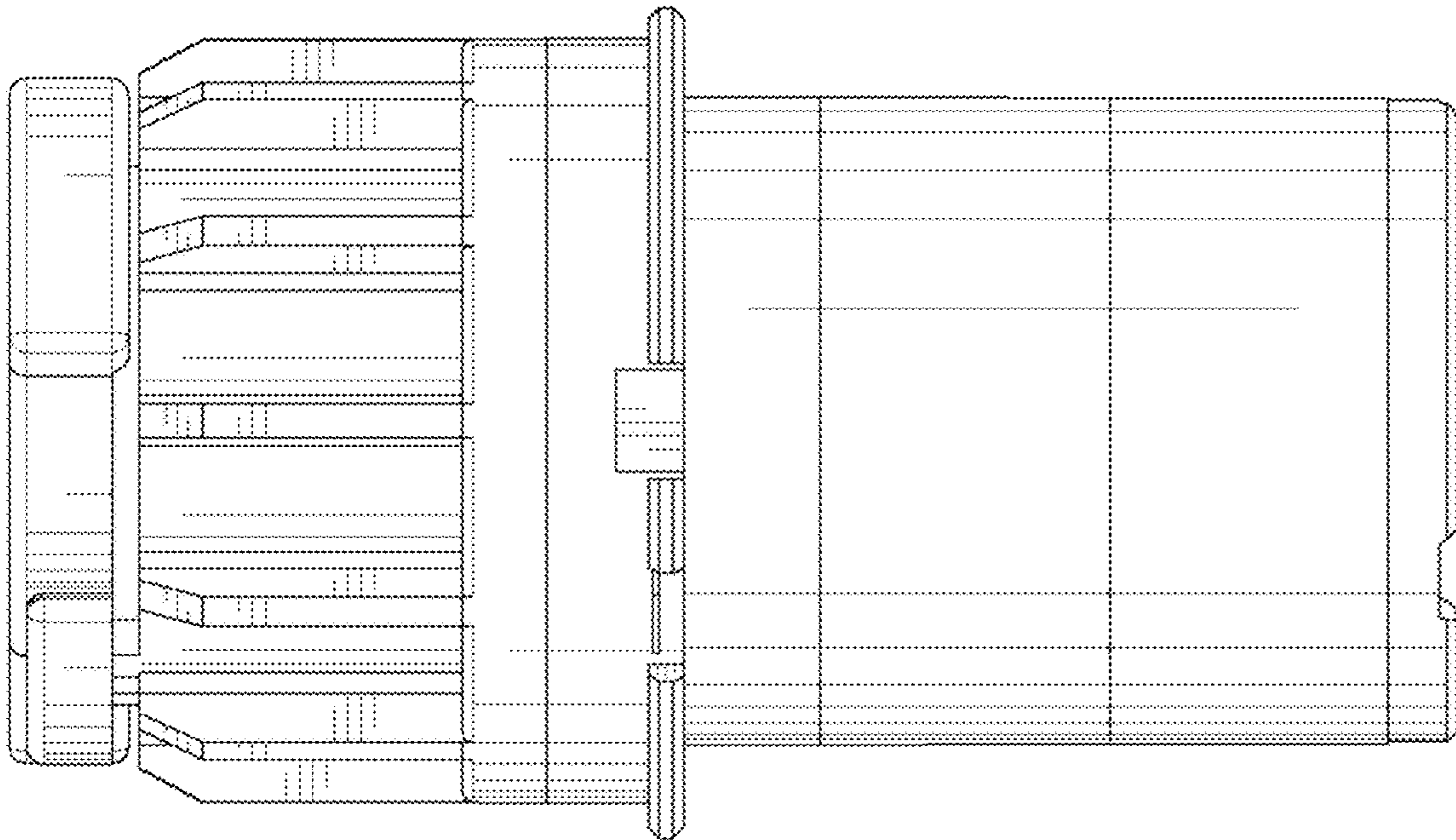
1.3



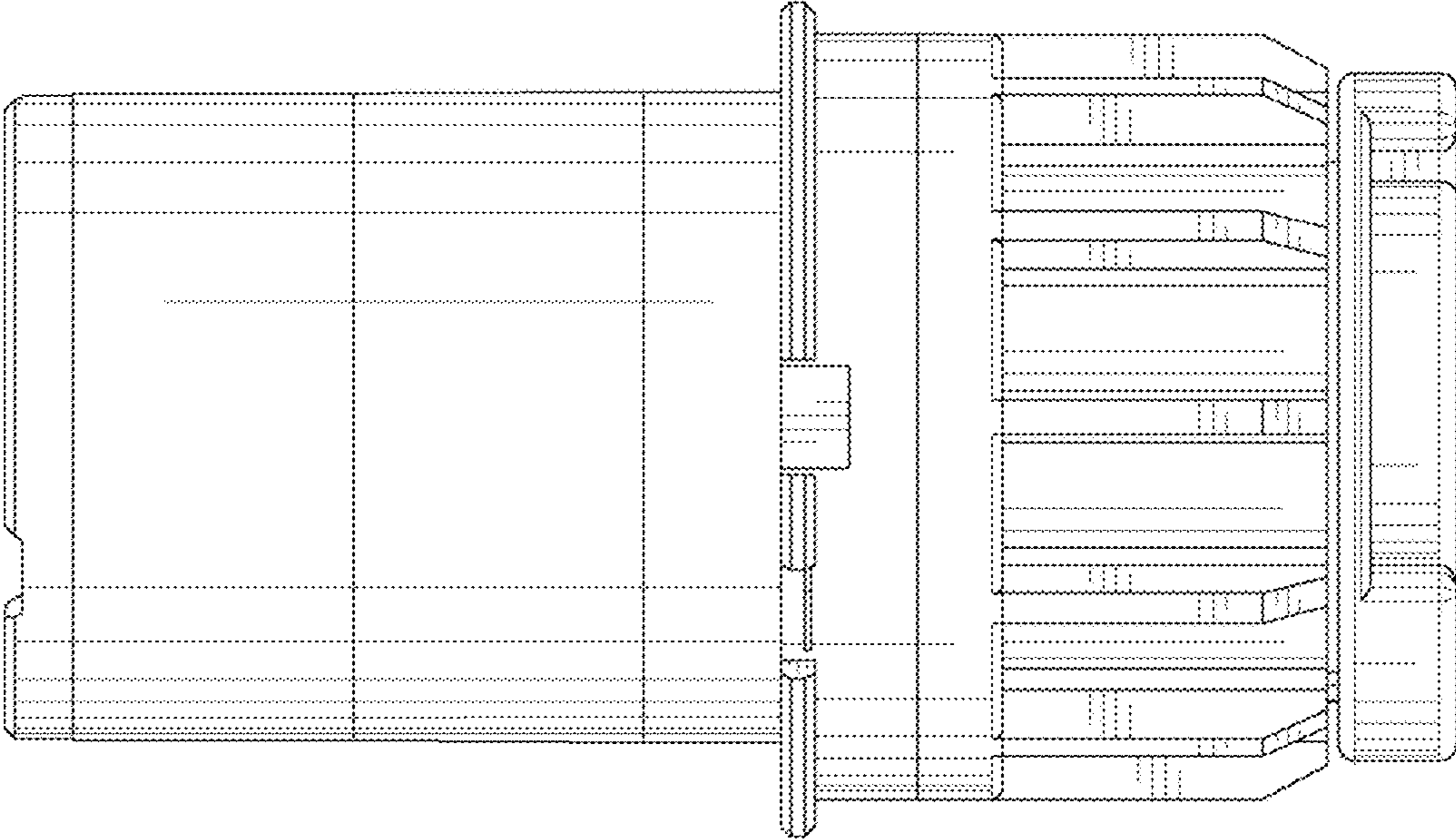
1.4



1.5



1.6





1.7

