



US00D855085S

(12) **United States Design Patent**  
**Jeon et al.**

(10) **Patent No.:** **US D855,085 S**

(45) **Date of Patent:** **\*\* \*Jul. 30, 2019**

(54) **REFRIGERATOR**

(71) Applicant: **SAMSUNG ELECTRONICS CO., LTD.**, Suwon-si, Gyeonggi-do (KR)

(72) Inventors: **Sangwoon Jeon**, Seoul (KR); **Seyoun Park**, Seoul (KR); **Honguk Lee**, Seongnam-si (KR)

(73) Assignee: **SAMSUNG ELECTRONICS CO., LTD.**, Gyeonggi-Do (KR)

(\*) Notice: This patent is subject to a terminal disclaimer.

(\*\*) Term: **15 Years**

(21) Appl. No.: **29/633,137**

(22) Filed: **Jan. 12, 2018**

(30) **Foreign Application Priority Data**

Aug. 24, 2017 (KR) ..... 30-2017-0039473

(51) **LOC (11) Cl.** ..... **15-07**

(52) **U.S. Cl.**  
USPC ..... **D15/85**

(58) **Field of Classification Search**  
USPC ..... D15/79–91  
CPC .... F25D 29/00; F25D 11/003; F25D 2700/08;  
F25D 11/02; F25D 11/022; F25D 13/06;  
F25D 19/006; F25D 2201/14; F25D  
2323/00261; F25D 2323/00262; F25D  
2323/00272; F25D 2400/361; F25D  
2500/06; F25D 2700/02; F25D 2700/12;  
F25D 29/005; F25D 29/008; F25D  
31/002

See application file for complete search history.

(56) **References Cited**

**U.S. PATENT DOCUMENTS**

D714,359 S \* 9/2014 Kim ..... D15/85  
D714,848 S \* 10/2014 Park ..... D15/91

D715,839 S \* 10/2014 Park ..... D15/91  
D716,350 S \* 10/2014 Choi ..... D15/91  
D729,287 S \* 5/2015 Lee ..... D15/89  
D730,413 S \* 5/2015 Jeon ..... D15/86  
D732,090 S \* 6/2015 Sin ..... D15/89  
D747,368 S \* 1/2016 Kim ..... D15/85  
D771,163 S \* 11/2016 Park ..... D15/91  
D773,541 S \* 12/2016 Park ..... D15/91  
D789,995 S \* 6/2017 Kim ..... D15/85  
D791,199 S \* 7/2017 Kim ..... D15/86  
D803,278 S \* 11/2017 Kim ..... D15/89  
D825,621 S \* 8/2018 Lee ..... D15/85

\* cited by examiner

*Primary Examiner* — Khawaja Anwar

(74) *Attorney, Agent, or Firm* — Cantor Colburn LLP

(57) **CLAIM**

The ornamental design for a refrigerator, as shown and described.

**DESCRIPTION**

FIG. 1 is a top perspective view of a refrigerator, showing our new design;

FIG. 2 is a front view thereof;

FIG. 3 is a rear view thereof;

FIG. 4 is a left side view thereof;

FIG. 5 is a right side view thereof;

FIG. 6 is a top view thereof;

FIG. 7 is a bottom view thereof;

FIG. 8 is an enlarged view of the encircled portion 8 of FIG. 1; and,

FIG. 9 is an enlarged bottom perspective view of the portion thereof shown in FIG. 8.

The broken lines illustrating portions of the refrigerator form no part of the claimed design. The dot-dash lines encircling the portions of FIGS. 1, 8 and 9 for the purpose of illustrating the enlarged view thereof form no part of the claimed design.

**1 Claim, 8 Drawing Sheets**

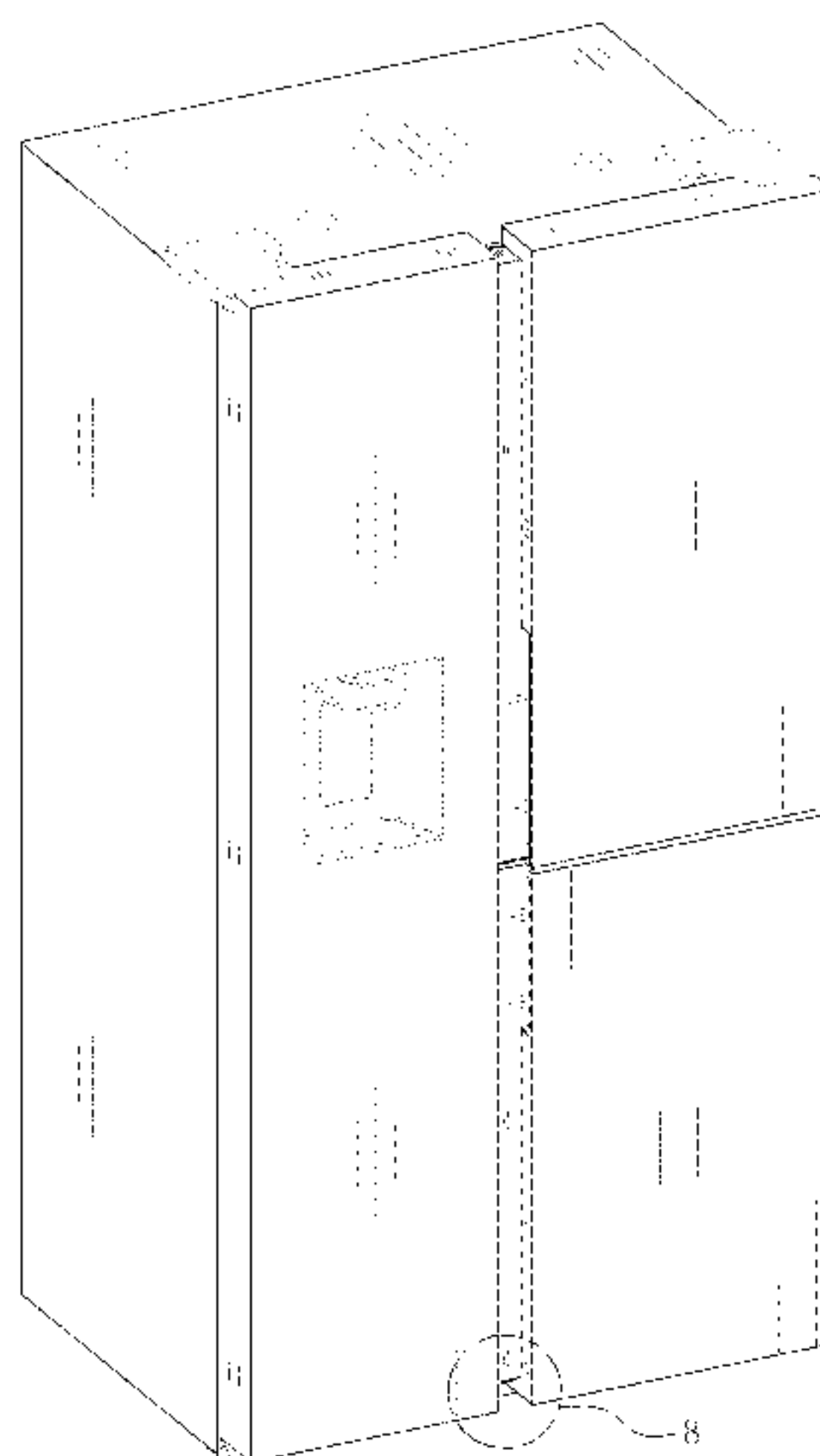


FIG. 1

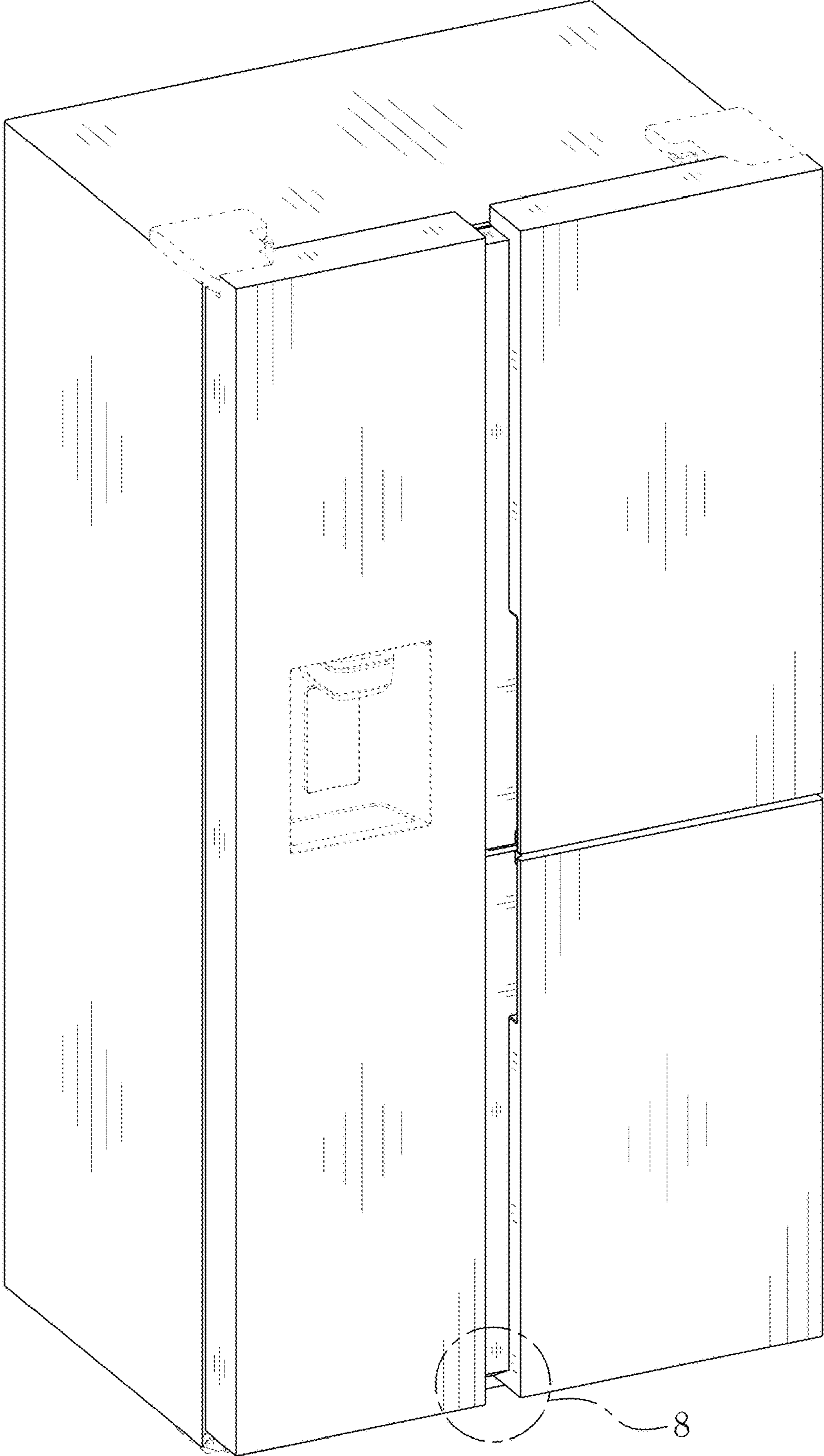


FIG. 2

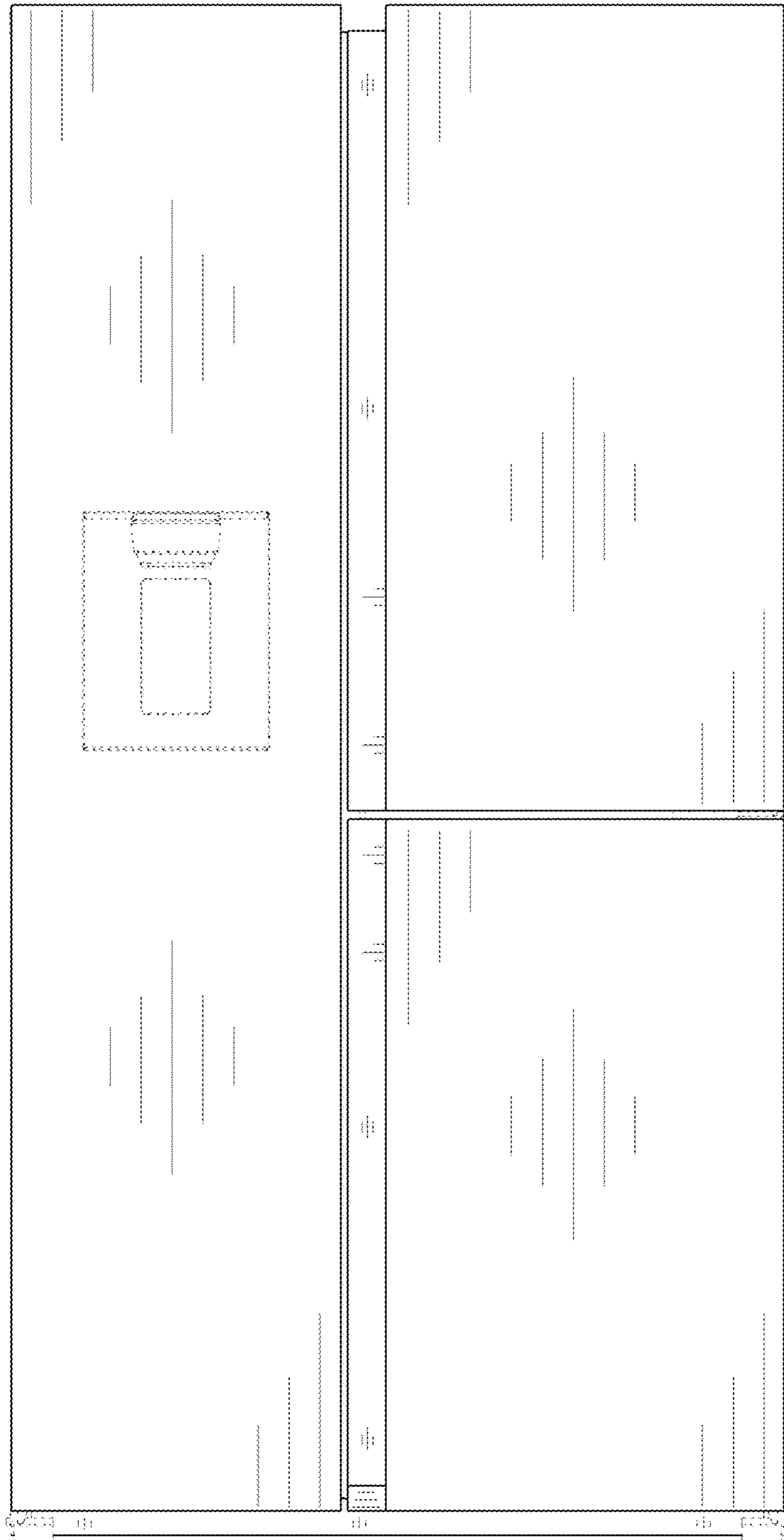


FIG. 3




FIG. 4




FIG. 5






FIG. 6

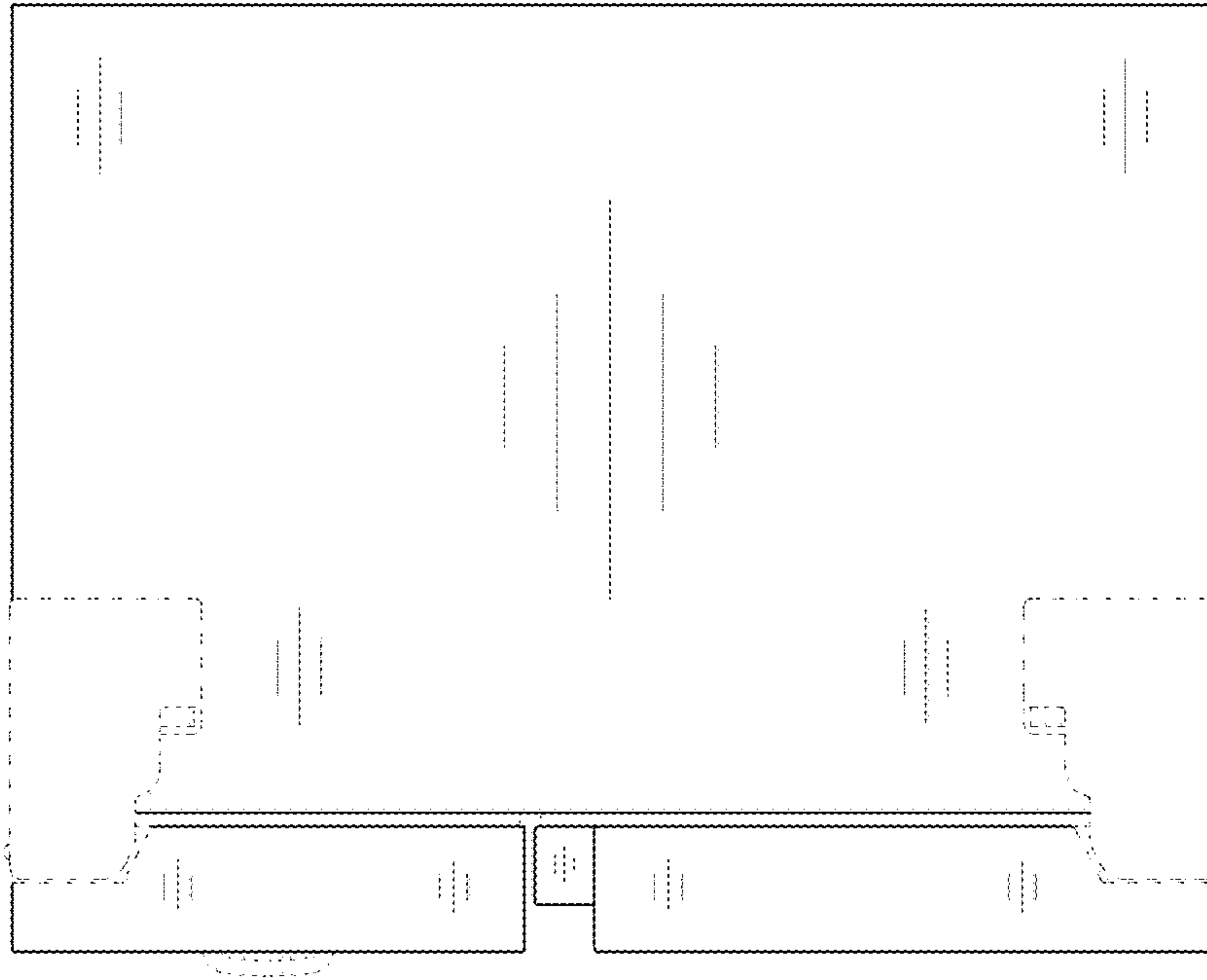


FIG. 7

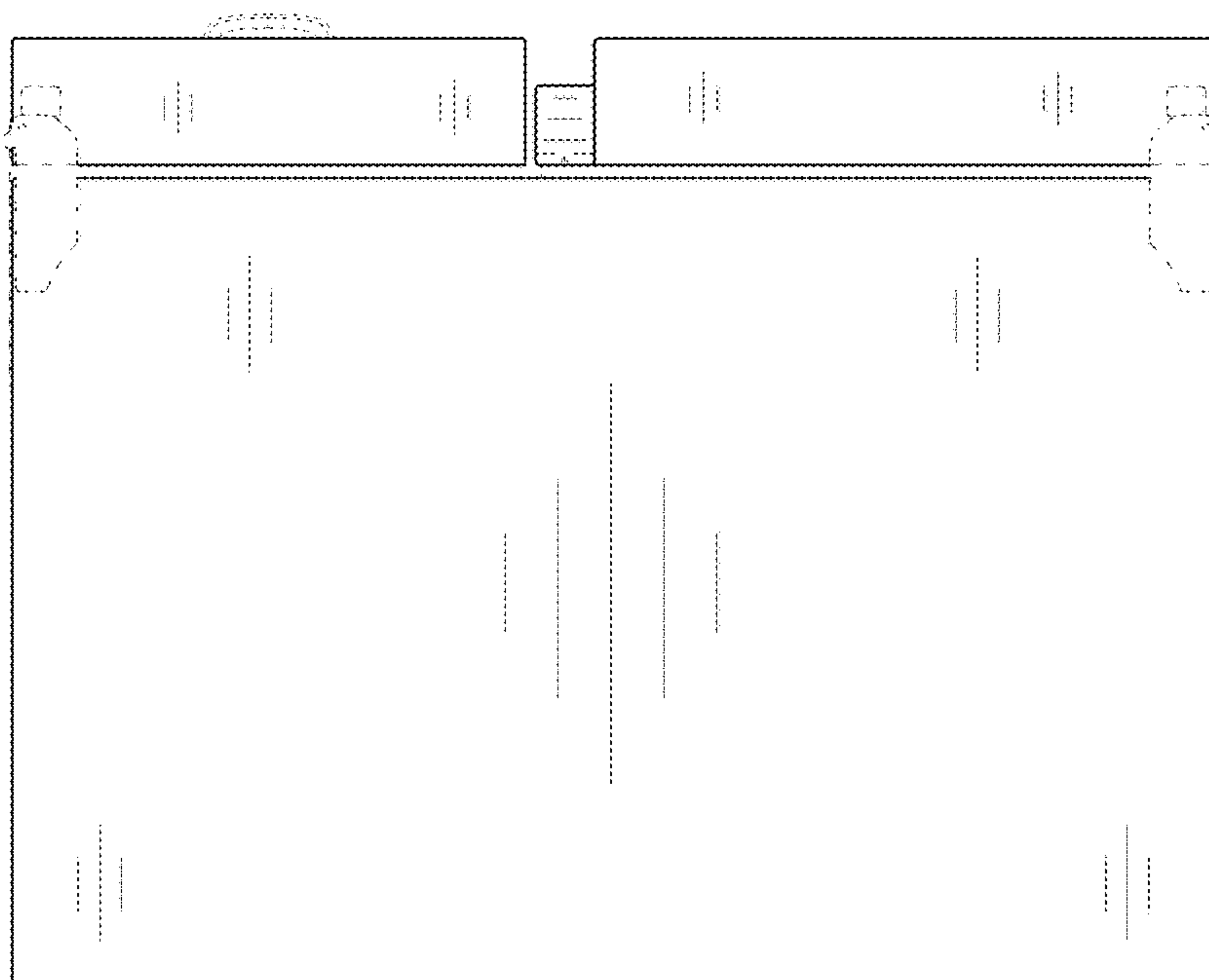


FIG. 8

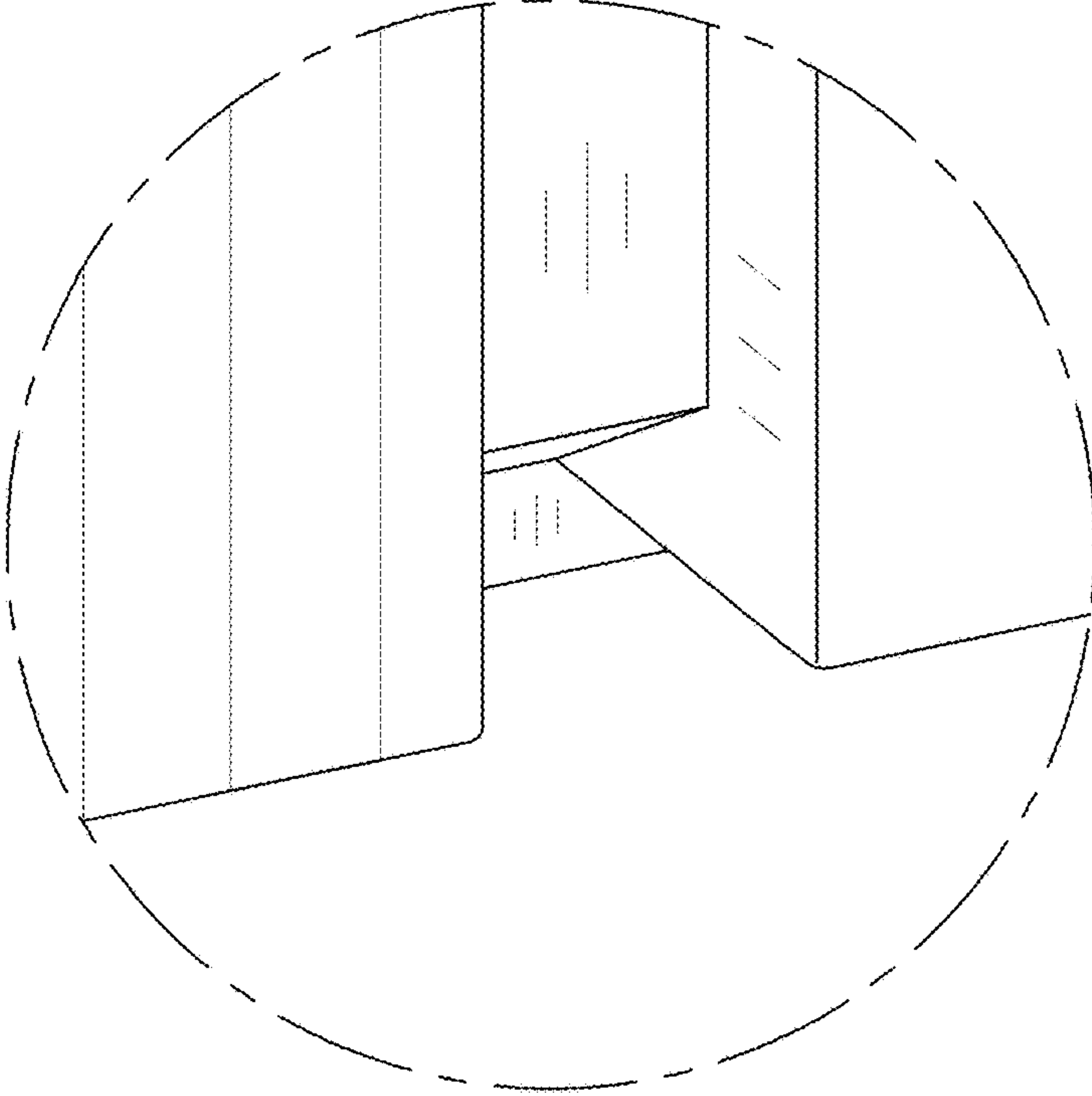




FIG. 9

