



US00D855067S

(12) **United States Design Patent** (10) **Patent No.:** **US D855,067 S**
Campbell et al. (45) **Date of Patent:** **** Jul. 30, 2019**

(54) **DISPLAY SCREEN OR PORTION THEREOF WITH AN ANIMATED GRAPHICAL USER INTERFACE**

(71) Applicant: **United Services Automobile Association (USAA), San Antonio, TX (US)**

(72) Inventors: **Chelsea Helena Campbell, San Antonio, TX (US); Christina Marie Cowdrey, Austin, TX (US); Russell Alan MacKaron, San Antonio, TX (US); Corinne Burrows Schuster, San Antonio, TX (US); Luis Daniel Silva, San Antonio, TX (US)**

(73) Assignee: **United Services Automobile Association (USAA), San Antonio, TX (US)**

(**) Term: **15 Years**

(21) Appl. No.: **29/634,939**

(22) Filed: **Jan. 25, 2018**

(51) **LOC (11) Cl.** **14-04**

(52) **U.S. Cl.**
USPC **D14/486**

(58) **Field of Classification Search**
USPC D14/485–489
CPC H04L 12/581; H04L 12/1813; G06F 19/3406; G06F 17/30873; G06F 3/0481; A61B 5/02; H04N 21/478; G06Q 10/10; G06Q 10/107
See application file for complete search history.

(56) **References Cited**

U.S. PATENT DOCUMENTS

D599,813 S * 9/2009 Hirsch D14/488
8,736,557 B2 * 5/2014 Chaudhri G06F 3/04815
345/173

D751,596 S * 3/2016 Ng D14/486
D769,889 S * 10/2016 Kuhn D14/485
D773,481 S * 12/2016 Everette D14/485
D780,782 S * 3/2017 Minks-Brown D14/486
D784,369 S * 4/2017 Kuhn D14/485
D784,370 S * 4/2017 Kuhn D14/485
D785,013 S * 4/2017 Kuhn D14/485
D785,641 S * 5/2017 Jon D14/485
D799,531 S * 10/2017 Wu D14/486
D806,111 S * 12/2017 Wu D14/486
D808,397 S * 1/2018 Beaty D14/485

(Continued)

Primary Examiner — Robin V Webster

Assistant Examiner — Rachel A Voorhies

(74) *Attorney, Agent, or Firm* — Fletcher Yoder, P.C.

(57) **CLAIM**

The ornamental design for a display screen or portion thereof with an animated graphical user interface, as shown and described.

DESCRIPTION

FIG. 1 illustrates a front view of a display screen or portion thereof with an animated graphical user interface (GUI) showing a first image in the sequence showing the new design;

FIG. 2 illustrates a second image thereof;

FIG. 3 illustrates a third image thereof;

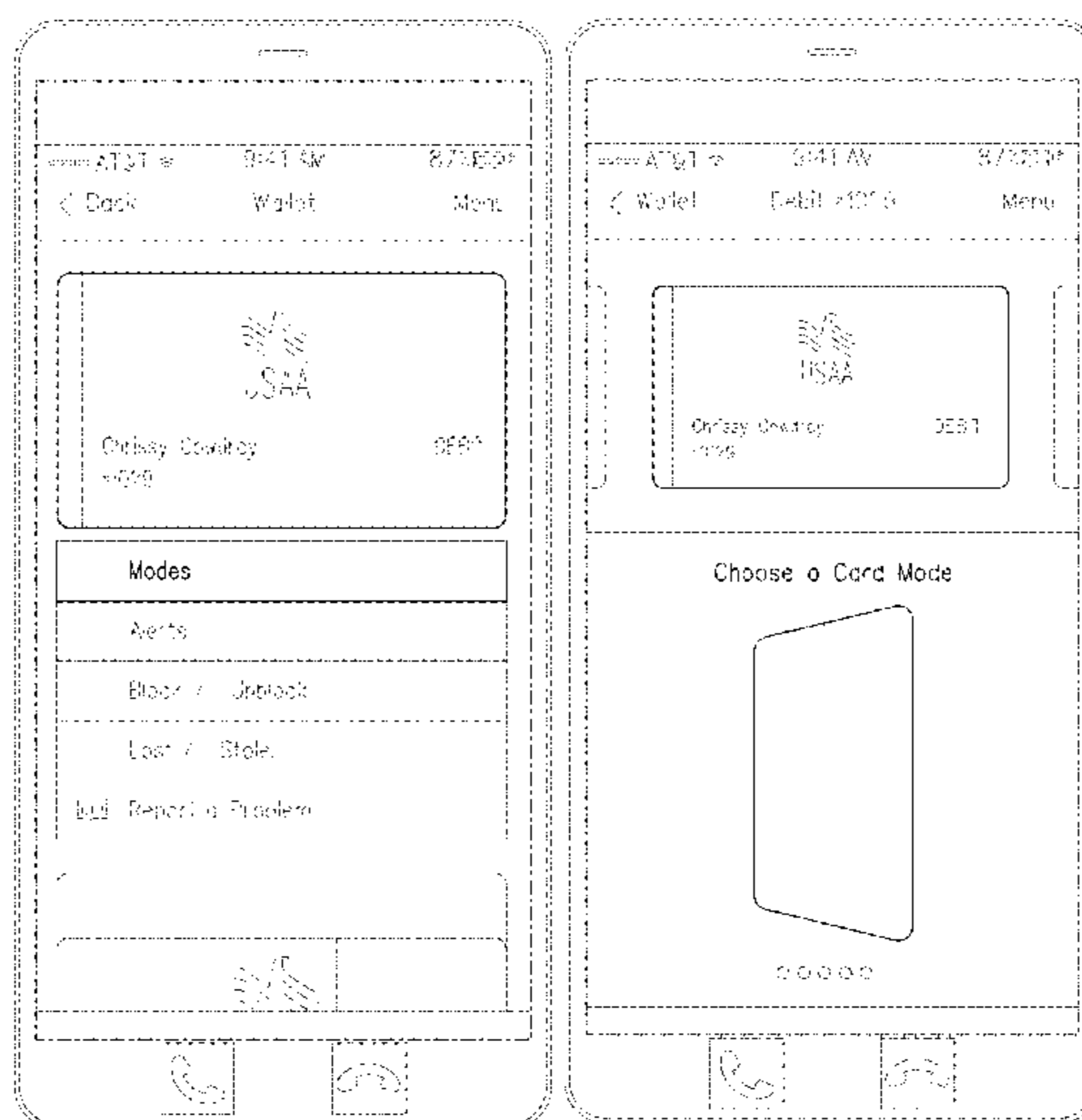
FIG. 4 illustrates a fourth image thereof; and,

FIG. 5 illustrates a fifth image thereof.

In FIGS. 1-5, the solid lines illustrate the claimed ornamental design, whereas the broken lines illustrate environmental features, such as aspects of the display screen or the device that depicts the GUI, that form no part of the claimed ornamental design of the subject embodiment.

The appearance of the animated images sequentially transitions between the images shown in FIGS. 1-5. The process or period in which one image transitions to another forms no part of the claimed ornamental design.

1 Claim, 5 Drawing Sheets



(56)

References Cited

U.S. PATENT DOCUMENTS

D817,972 S * 5/2018 Karunamuni D14/485
D823,868 S * 7/2018 Eissa D14/486
D829,742 S * 10/2018 Phillips G06F 21/6281
D14/486
D836,669 S * 12/2018 Manickavasagam ... G06F 1/169
D14/488
2016/0231883 A1* 8/2016 Zambetti G06F 1/169
2019/0050600 A1* 2/2019 Sahoo G06F 21/6281

* cited by examiner

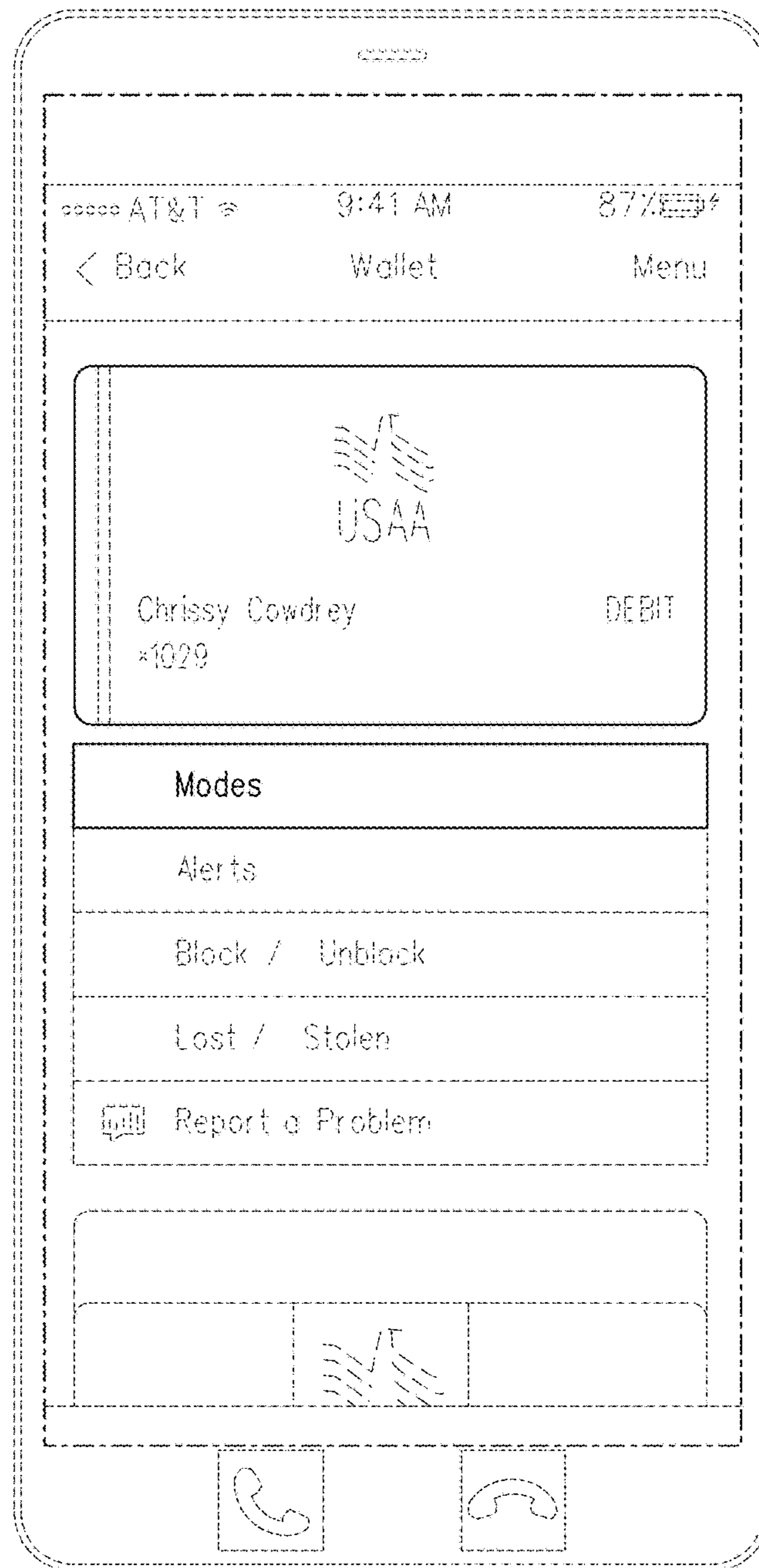


FIG. 1

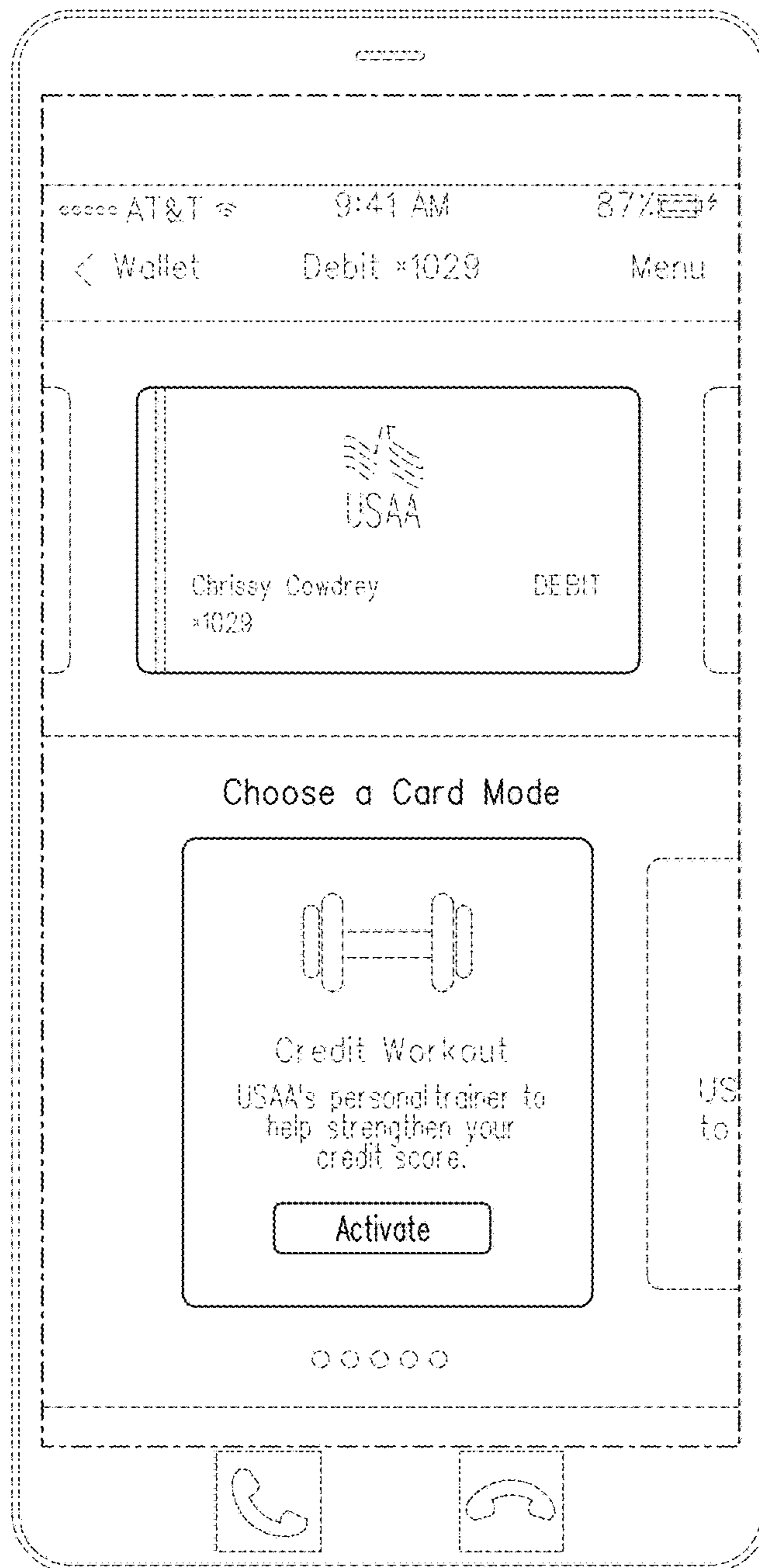


FIG. 2

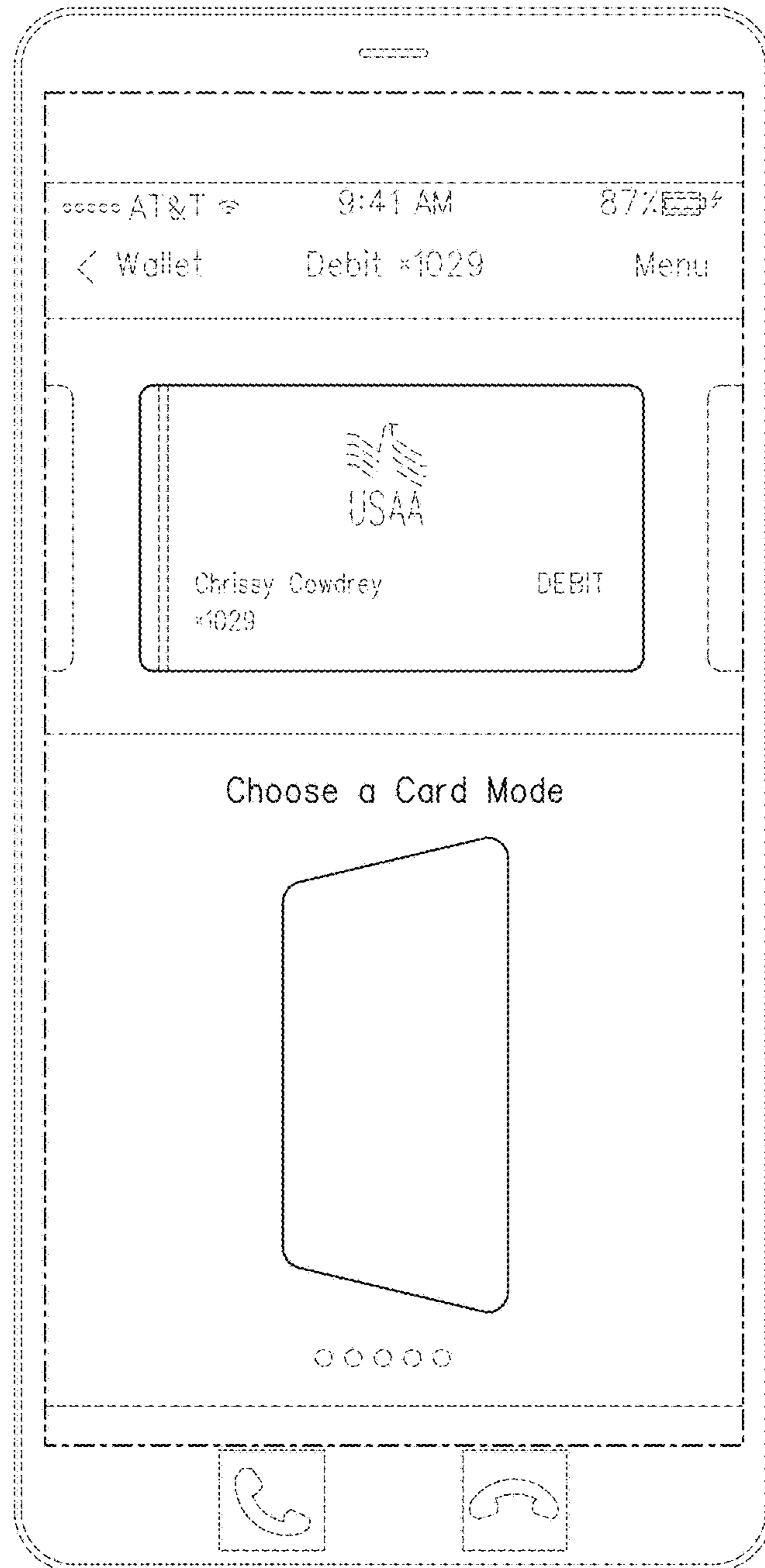


FIG. 3

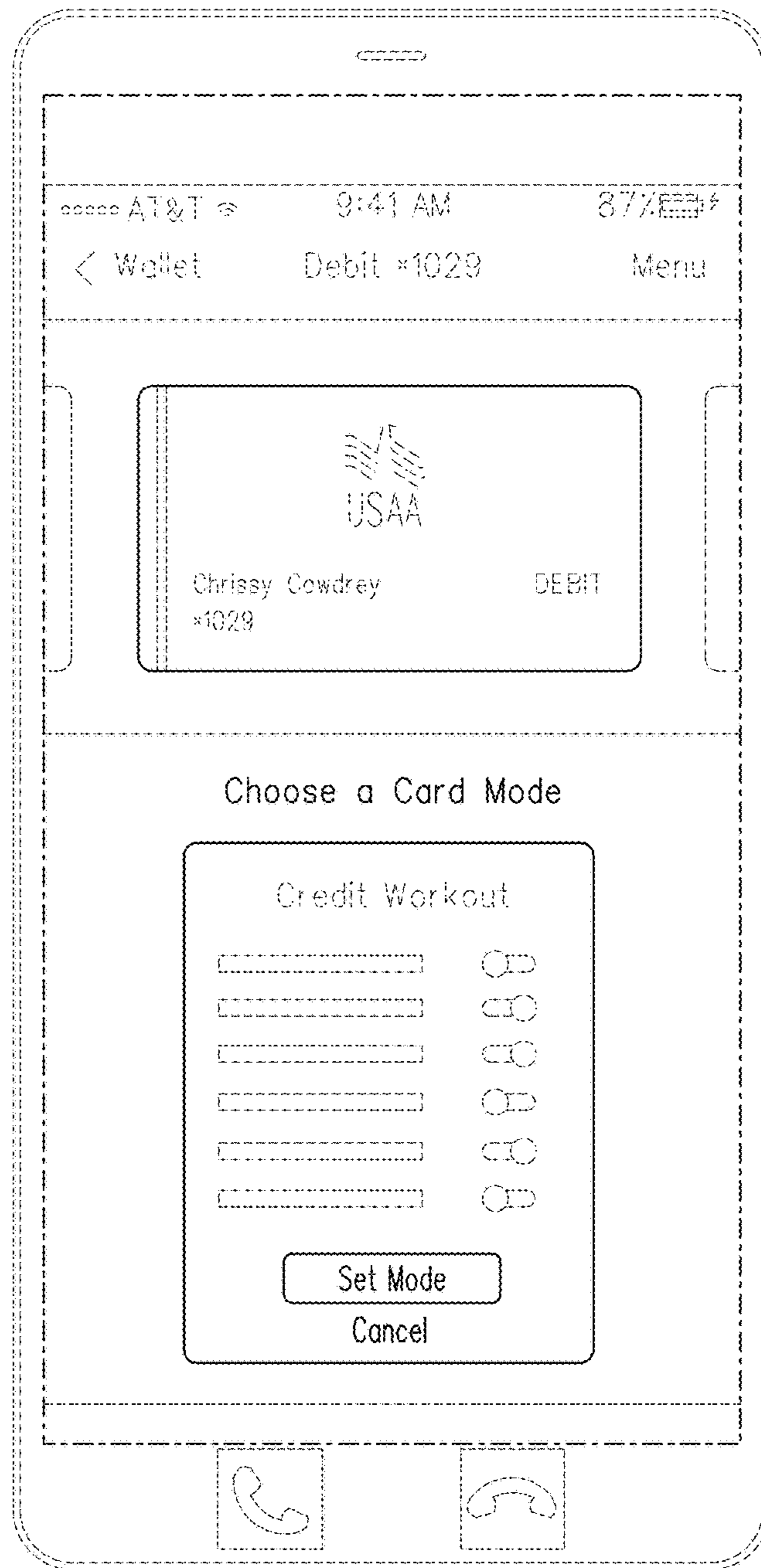


FIG. 4

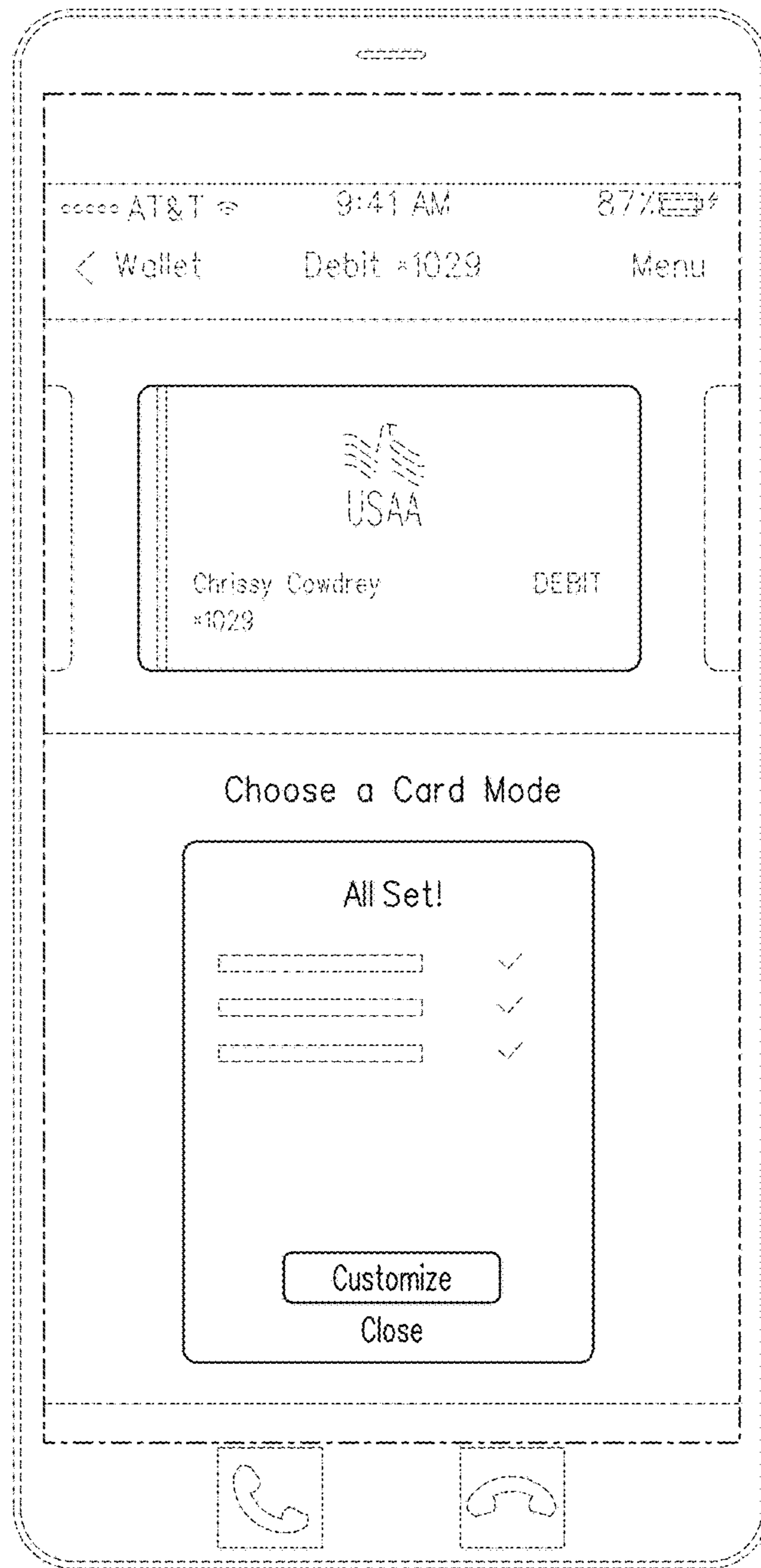


FIG. 5