



US00D855057S

(12) **United States Design Patent**
Siedow

(10) **Patent No.:** **US D855,057 S**
(45) **Date of Patent:** **** Jul. 30, 2019**

- (54) **ENCLOSURE FOR ELECTRONIC DEVICE**
- (71) Applicant: **BANK OF AMERICA CORPORATION**, Charlotte, NC (US)
- (72) Inventor: **Mary Ann Siedow**, Jacksonville, FL (US)
- (73) Assignee: **BANK OF AMERICA CORPORATION**, Charlotte, NC (US)
- (**) Term: **15 Years**
- (21) Appl. No.: **29/633,812**
- (22) Filed: **Jan. 16, 2018**
- (51) **LOC (11) Cl.** **14-02**
- (52) **U.S. Cl.**
USPC **D14/440**
- (58) **Field of Classification Search**
USPC D14/440; 206/45.23, 320, 45.2;
361/679.55; 294/25; 224/218; 235/441
CPC ... G06F 1/1628; G06F 1/1626; A47B 23/044;
H04B 1/3888; H05K 5/0217
See application file for complete search history.

(56) **References Cited**
U.S. PATENT DOCUMENTS

1,347,839	A	7/1920	Coons et al.
1,659,395	A	2/1928	Douglas et al.
4,544,123	A	10/1985	Peacock
5,029,784	A	7/1991	Blahout
5,377,794	A	1/1995	Book
5,439,101	A	8/1995	Brink et al.
5,445,251	A	8/1995	Redwood
5,607,054	A	3/1997	Hollingsworth
5,717,566	A	2/1998	Tao
5,877,896	A	3/1999	Gremban
5,887,723	A	3/1999	Myles et al.
5,988,823	A	11/1999	Wong
5,996,778	A	12/1999	Shih
6,024,508	A	2/2000	Lippeth et al.

6,039,419	A	3/2000	Brown et al.
6,305,652	B1	10/2001	Borke et al.
6,547,283	B1	4/2003	Moor
6,763,942	B1	7/2004	Yeh
6,829,140	B2	12/2004	Shimano et al.
7,178,778	B2	2/2007	Lee
7,281,877	B1	10/2007	Lederer et al.
7,318,521	B2	1/2008	Lau

(Continued)

Primary Examiner — Cynthia R Underwood
(74) *Attorney, Agent, or Firm* — Michael A. Springs;
Moore & Van Allen PLLC; Jeffrey R. Gray

(57) **CLAIM**

The ornamental design for an enclosure for an electronic device, as shown and described.

DESCRIPTION

FIG. 1 is a perspective view of an enclosure for an electronic device, in which an aperture is located in at least a rear face of the enclosure, in accordance with one embodiment of the invention;

FIG. 2 is a front view of the enclosure of FIG. 1;

FIG. 3 is a rear view of the enclosure of FIG. 1;

FIG. 4 is a left view of the enclosure of FIG. 1;

FIG. 5 is a right view of the enclosure of FIG. 1;

FIG. 6 is a top view of the enclosure of FIG. 1; and

FIG. 7 is a bottom view of the enclosure of FIG. 1.

FIG. 8 is a perspective view of an enclosure for an electronic device, in which an aperture is located in at least a rear face of the enclosure, and extends through a side and through a front face of the enclosure, in accordance with one embodiment of the invention;

FIG. 9 is a front view of the enclosure of FIG. 8;

FIG. 10 is a rear view of the enclosure of FIG. 8;

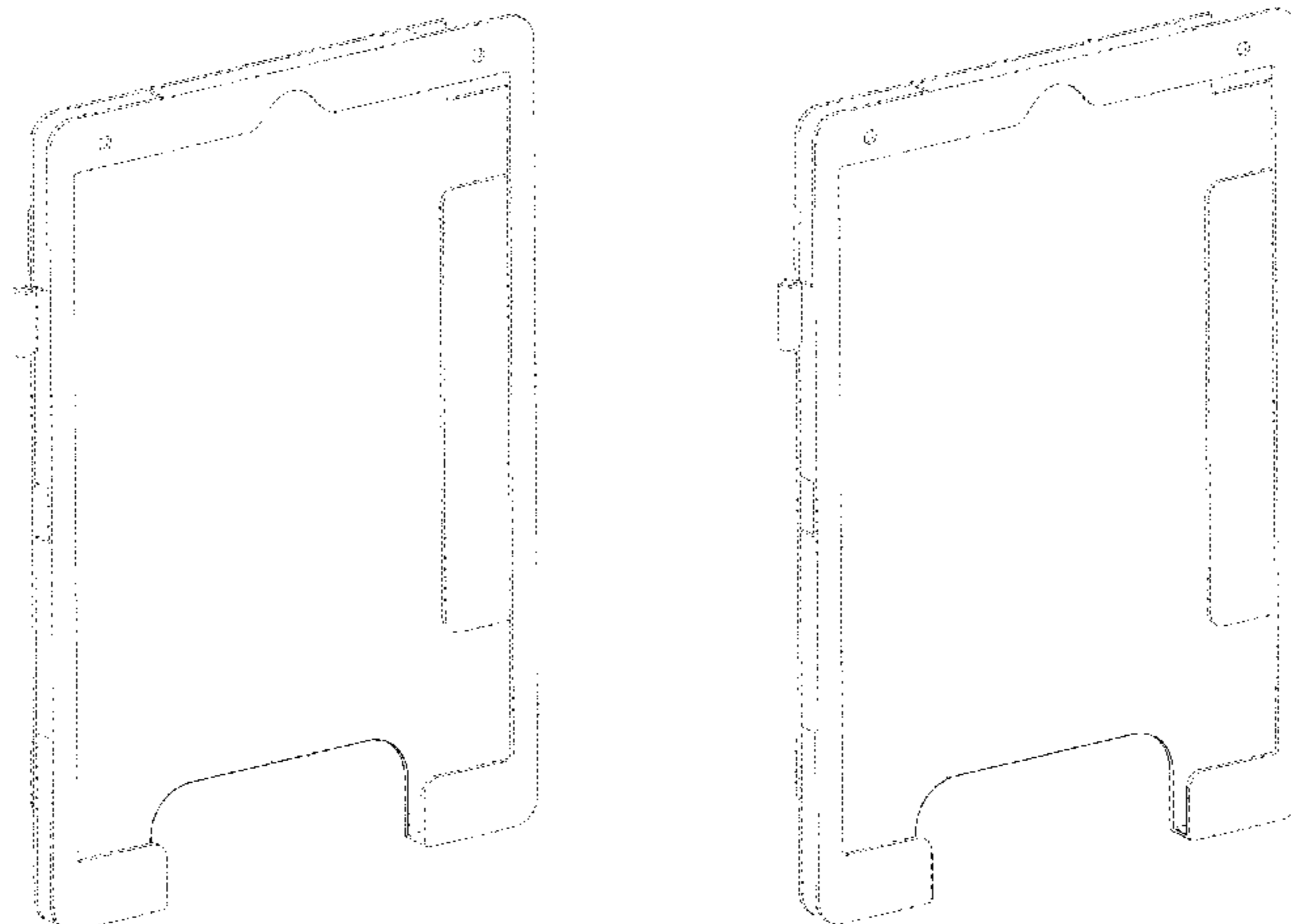
FIG. 11 is a left view of the enclosure of FIG. 8;

FIG. 12 is a right view of the enclosure of FIG. 8;

FIG. 13 is a top view of the enclosure of FIG. 8; and

FIG. 14 is a bottom view of the enclosure of FIG. 8.

1 Claim, 10 Drawing Sheets



(56)

References Cited

U.S. PATENT DOCUMENTS

7,545,634 B2 6/2009 Simonian et al.
 D600,699 S 9/2009 Johnston et al.
 7,643,274 B2 1/2010 Bekele
 7,735,644 B2 6/2010 Sirichai et al.
 8,230,992 B2 7/2012 Law et al.
 D670,702 S * 11/2012 Zhang D14/440
 8,328,008 B2 12/2012 Diebel et al.
 D675,210 S * 1/2013 Kim D14/439
 D679,714 S * 4/2013 Smith D14/440
 D685,799 S * 7/2013 Canizares D14/440
 D685,800 S * 7/2013 Canizares D14/440
 D685,801 S * 7/2013 Canizares D14/440
 D685,802 S * 7/2013 Canizares D14/440
 D689,056 S 9/2013 Li
 D690,703 S * 10/2013 Welch D14/440
 8,607,976 B2 12/2013 Wu et al.
 8,746,449 B2 6/2014 Gallagher et al.
 D708,621 S * 7/2014 Gifford D14/447
 8,807,333 B1 8/2014 Cooper et al.
 8,925,722 B2 1/2015 Poon et al.
 D729,252 S 5/2015 Smith et al.
 9,219,516 B2 12/2015 Haymond
 D750,084 S * 2/2016 Nguyen D14/440
 9,259,076 B2 2/2016 Gayler
 D757,731 S * 5/2016 Nguyen D14/440
 9,362,968 B1 6/2016 Haymond
 9,380,378 B2 6/2016 Su et al.
 9,419,670 B2 8/2016 Fathollahi
 D766,247 S * 9/2016 Burmester D14/440
 D775,132 S 12/2016 Smith et al.
 D776,122 S * 1/2017 Akana D14/440
 D776,123 S * 1/2017 Akana D14/440
 9,580,209 B2 2/2017 Blume et al.
 D786,881 S * 5/2017 Stewart D14/440
 D794,036 S * 8/2017 Hennings D14/250

D795,264 S * 8/2017 Wright D14/439
 D795,880 S * 8/2017 Akana D14/440
 D795,881 S * 8/2017 Akana D14/440
 D798,302 S * 9/2017 Burmester D14/440
 D800,133 S * 10/2017 Wright D14/440
 D804,486 S * 12/2017 Nyholm D14/440
 D806,713 S * 1/2018 Wright D14/440
 D818,525 S * 5/2018 Burmester D18/12
 D819,644 S * 6/2018 Wright D14/440
 D824,392 S * 7/2018 Charlesworth D14/440
 D824,393 S * 7/2018 Charlesworth D14/440
 D824,394 S * 7/2018 Charlesworth D14/440
 D824,395 S * 7/2018 Charlesworth D14/440
 D824,396 S * 7/2018 Charlesworth D14/440
 D824,397 S * 7/2018 Charlesworth D14/440
 D825,571 S * 8/2018 Shannon, III D14/440
 D830,368 S * 10/2018 Zhang D14/440
 D831,030 S * 10/2018 Gao D14/440
 D831,659 S * 10/2018 Gao D14/440
 2002/0100398 A1 8/2002 Santini
 2002/0162935 A1 11/2002 Hardy
 2007/0172309 A1 7/2007 Witter et al.
 2008/0142518 A1 6/2008 Maistrellis
 2008/0237432 A1 10/2008 Patterson
 2008/0302687 A1 12/2008 Sirichai et al.
 2009/0159763 A1 6/2009 Kim
 2009/0194209 A1 8/2009 De Filippis et al.
 2010/0122924 A1 5/2010 Andrews
 2010/0294909 A1 11/2010 Hauser et al.
 2011/0297564 A1 12/2011 Kim et al.
 2011/0297581 A1 12/2011 Angel
 2012/0170212 A1 * 7/2012 Gallouzi F16M 11/041
 361/679.56
 2013/0213825 A1 8/2013 Blume et al.
 2013/0222139 A1 * 8/2013 Gouge A61B 5/01
 340/573.1
 2015/0292669 A1 10/2015 Floersch et al.

* cited by examiner

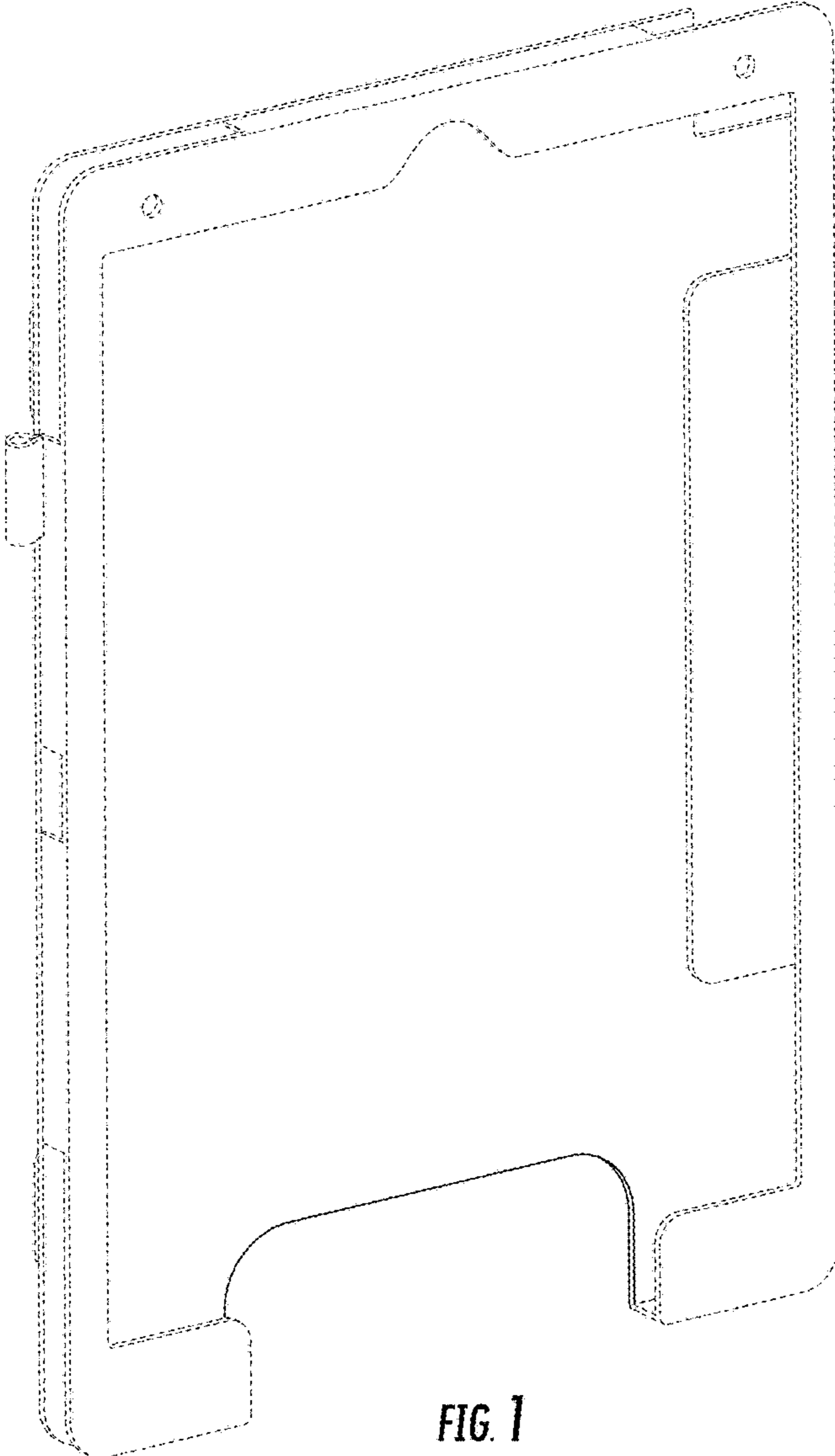


FIG. 1




FIG. 2

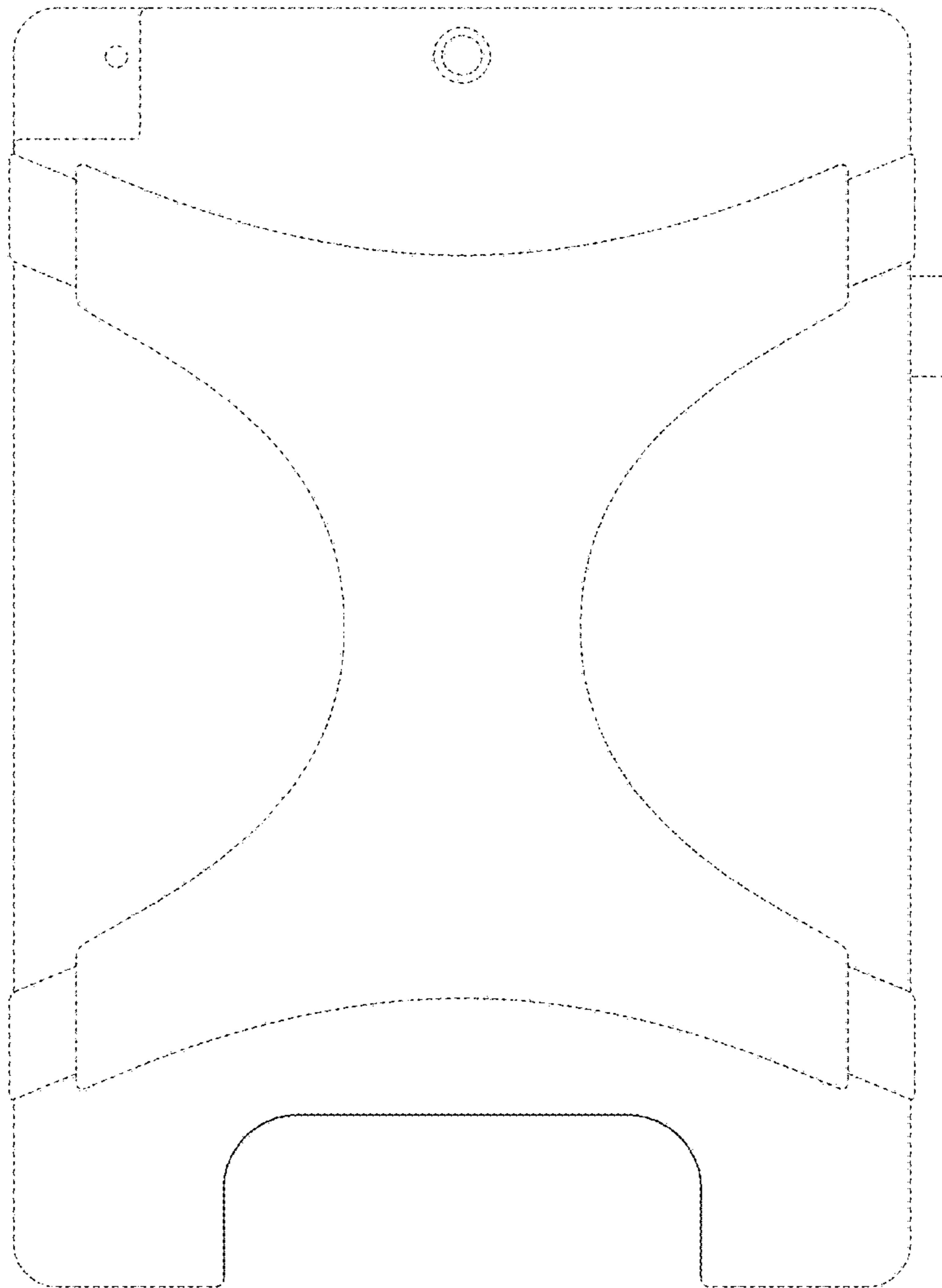


FIG. 3




FIG. 4




FIG. 5




FIG. 6

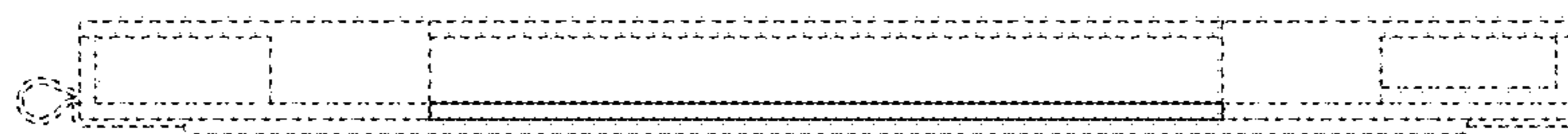
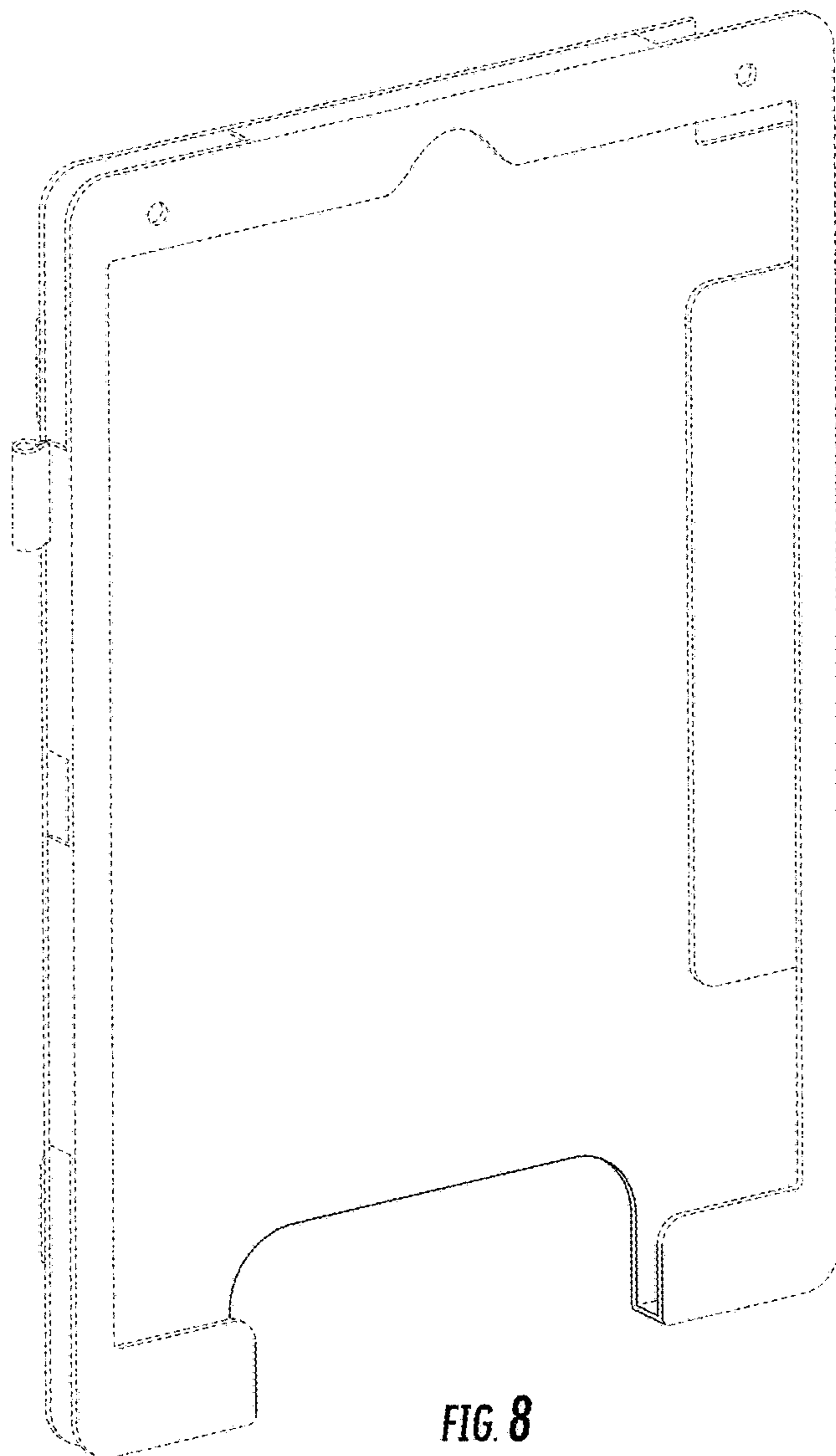


FIG. 7






FIG. 9

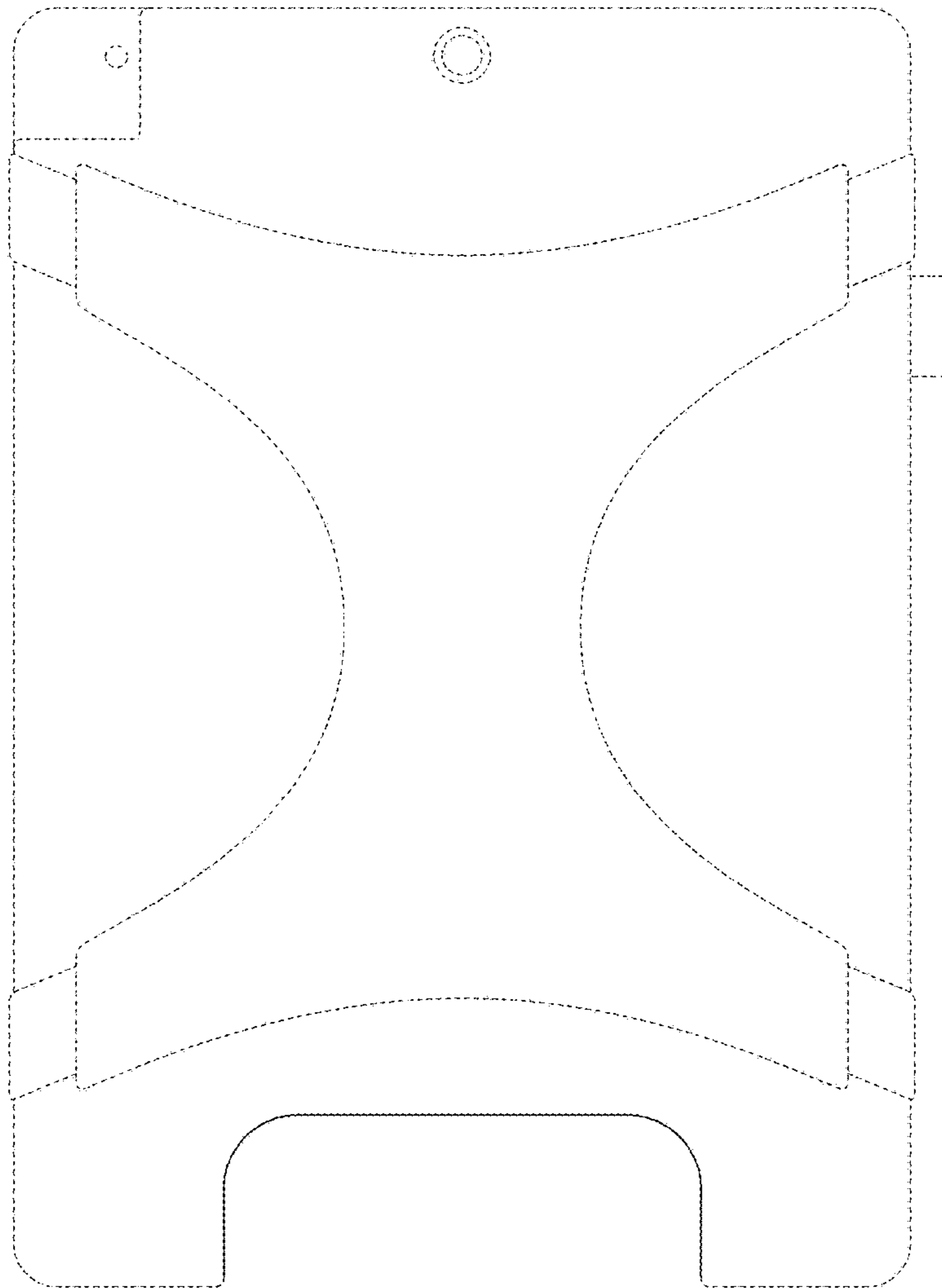


FIG. 10




FIG. 11




FIG. 12




FIG. 13




FIG. 14