



US00D855038S

(12) **United States Design Patent**
Hu

(10) **Patent No.:** **US D855,038 S**
(45) **Date of Patent:** **** Jul. 30, 2019**

- (54) **HEADSET STAND**
- (71) Applicant: **SHENZHEN QIANHAI PATUOXUN NETWORK AND TECHNOLOGY CO., LTD**, Shenzhen (CN)
- (72) Inventor: **Zaihui Hu**, Shenzhen (CN)
- (73) Assignee: **Shenzhen Qianhai Patuoxun Network and Technology Co., Ltd**, Shenzhen (CN)
- (**) Term: **15 Years**
- (21) Appl. No.: **29/684,427**
- (22) Filed: **Mar. 21, 2019**
- (51) **LOC (11) Cl.** **14-01**
- (52) **U.S. Cl.**
USPC **D14/224**
- (58) **Field of Classification Search**
USPC D14/224, 211, 155, 447, 253, 434;
D6/672, 674, 682, 681.2, 709; D7/550.1,
D7/553.2, 552.1; D34/31; 381/386, 183,
381/187, 188, 370, 384; 320/114, 115;
248/127, 146, 371; 211/13.1, 49.1;
206/511
CPC H04R 3/00; H04R 1/026
See application file for complete search history.

(56) **References Cited**

U.S. PATENT DOCUMENTS

- 641,522 A * 1/1900 Leger 40/651
- 1,627,652 A * 5/1927 Kornicker A47F 7/00
211/33
- 1,630,870 A * 5/1927 Strunck A47F 5/06
248/412
- D131,623 S * 3/1942 Tackaberry D6/681.1
- 2,459,785 A * 1/1949 Allerton F16B 7/1427
211/166
- D178,541 S * 8/1956 Schell, Jr. D14/227

- 3,313,513 A * 4/1967 Howell A47F 7/148
211/55
 - D212,346 S * 10/1968 Shen D6/309
 - 3,562,446 A * 2/1971 Wolf F16M 13/00
381/174
 - D230,014 S * 1/1974 Edgell D34/31
 - 3,934,806 A * 1/1976 Rady A47B 19/06
248/441.1
 - D291,316 S * 8/1987 Johnston D14/451
 - 5,095,382 A * 3/1992 Abe H04B 10/114
320/107
 - 5,362,019 A * 11/1994 Swanson A47G 29/1216
232/39
 - 5,367,570 A * 11/1994 Figueroa H04M 1/04
379/428.01
 - D365,564 S * 12/1995 Luther D14/227
- (Continued)

FOREIGN PATENT DOCUMENTS

CN 304588803 4/2018

Primary Examiner — Paula Allen Greene

(74) *Attorney, Agent, or Firm* — JCIP Global Inc.


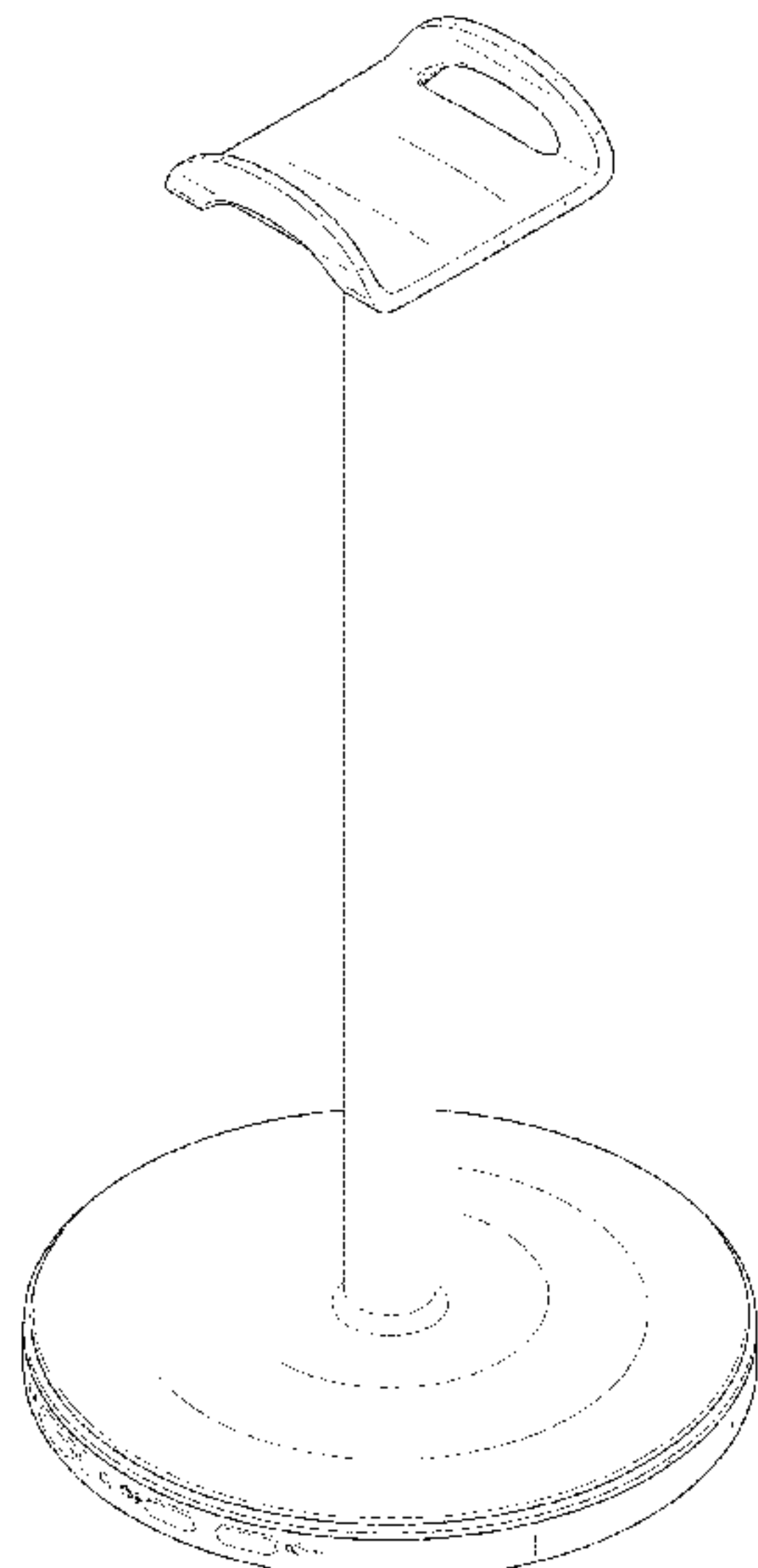
(57) **CLAIM**

The ornamental design for a headset stand, as shown and described.

DESCRIPTION

FIG. 1 is a perspective view of a headset stand showing my new design;
 FIG. 2 is another perspective view thereof;
 FIG. 3 is a front view thereof;
 FIG. 4 is a rear view thereof;
 FIG. 5 is a left side view thereof;
 FIG. 6 is a right side view thereof;
 FIG. 7 is a top view thereof; and,
 FIG. 8 is a bottom view thereof.
 The broken lines in the drawings depict portions of the design that form no part of the claim.

1 Claim, 7 Drawing Sheets



(56)

References Cited

U.S. PATENT DOCUMENTS

5,497,965 A * 3/1996 Mathieu, Jr. F16M 11/041
 248/159
 D387,784 S * 12/1997 Nakamura D14/155
 D392,290 S * 3/1998 Andrea D14/206
 D400,735 S * 11/1998 House D14/448
 D406,591 S * 3/1999 Richter D14/253
 5,893,541 A * 4/1999 Michaelson F16M 11/041
 248/158
 D415,494 S * 10/1999 Curina D14/211
 D426,540 S * 6/2000 Tejima D14/224
 D457,587 S * 5/2002 Wolf D21/760
 6,612,534 B2 * 9/2003 Hennessey F16M 11/28
 248/161
 D530,713 S * 10/2006 Richter D14/253
 7,319,767 B2 * 1/2008 Fidlin H04R 1/06
 381/182
 D581,697 S * 12/2008 Fix D6/681.2
 D581,698 S * 12/2008 Fix D14/224
 D595,697 S * 7/2009 Mao D14/205
 D598,217 S * 8/2009 Bode D6/681.2
 D610,570 S * 2/2010 Upham D14/209.1
 8,006,843 B1 * 8/2011 McFarland B65D 1/34
 206/503

D651,214 S * 12/2011 Yoo D14/448
 8,164,303 B2 * 4/2012 Lin H02J 7/0044
 320/107
 D703,213 S * 4/2014 Gifford D14/447
 8,838,029 B2 * 9/2014 Goldman H04M 1/04
 455/41.2
 D716,764 S * 11/2014 Jeon D14/209.1
 D723,011 S * 2/2015 Symons
 D724,072 S * 3/2015 Jiang D14/253
 D724,570 S * 3/2015 Kusano D14/224
 D743,371 S * 11/2015 Nardin D14/209.1
 D743,378 S * 11/2015 Kim D14/213
 D778,365 S * 2/2017 Kott D20/43
 D788,080 S * 5/2017 Turksu D14/224
 D793,996 S * 8/2017 Katz D14/224
 D813,850 S * 3/2018 Young, III D14/224
 D827,617 S * 9/2018 Dillon D14/224
 D829,703 S * 10/2018 Balmer D14/251
 2004/0264716 A1 * 12/2004 Fidlin H04R 1/06
 381/161
 2005/0103957 A1 * 5/2005 Chang F16M 13/00
 248/127
 2015/0162948 A1 * 6/2015 Restivo H04B 1/3888
 455/575.8

* cited by examiner

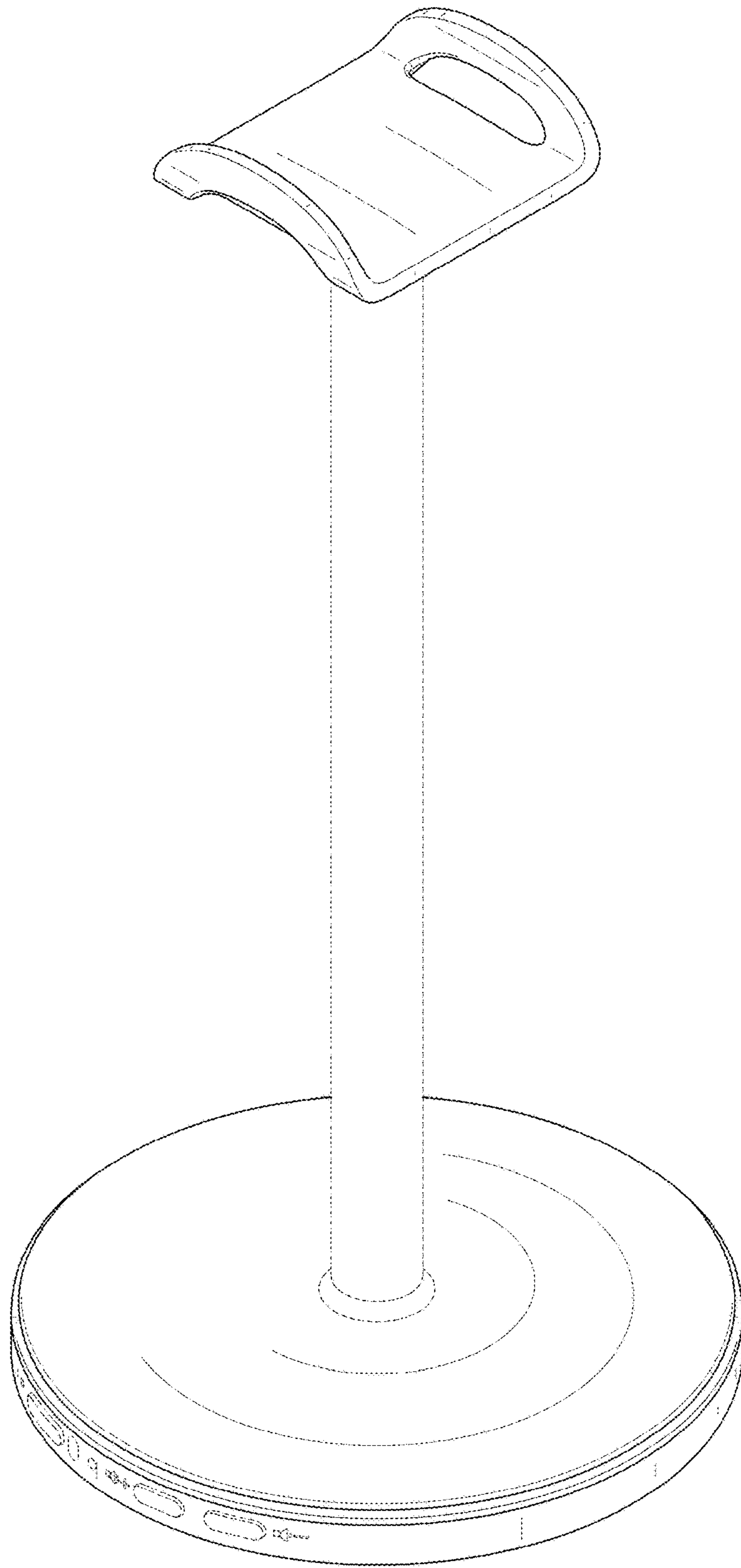


FIG. 1

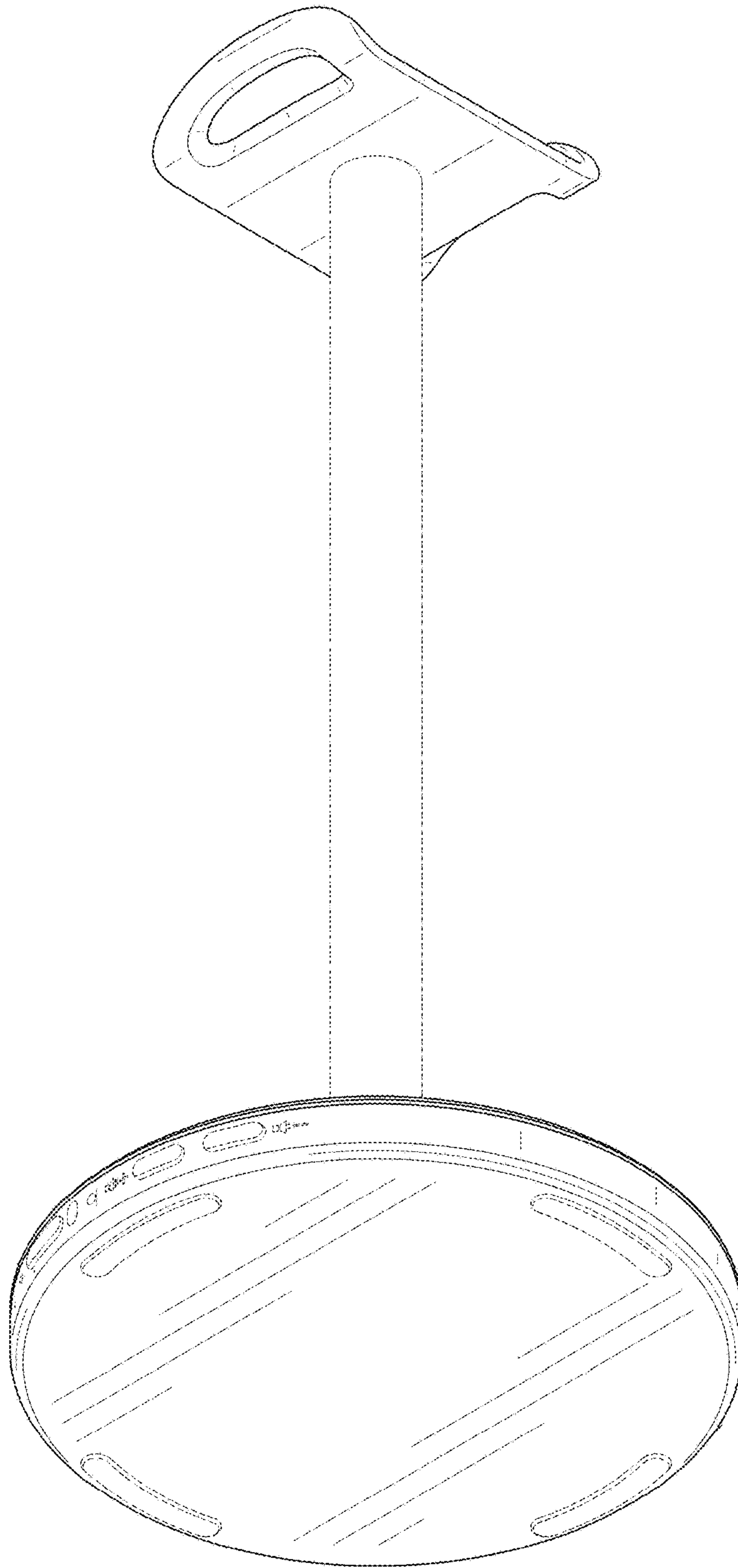


FIG. 2




FIG. 3




FIG. 4




FIG. 5




FIG. 6

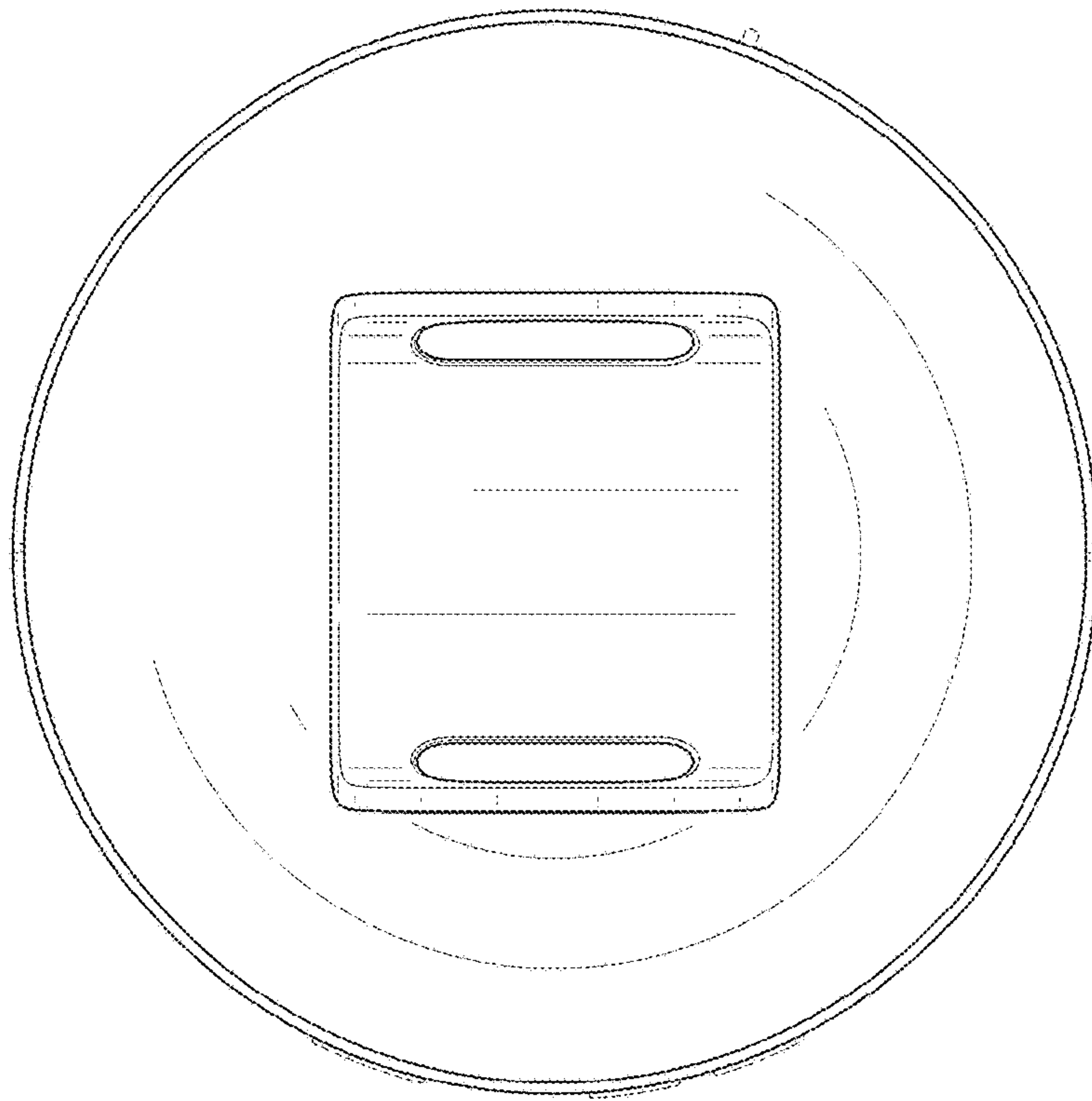


FIG. 7

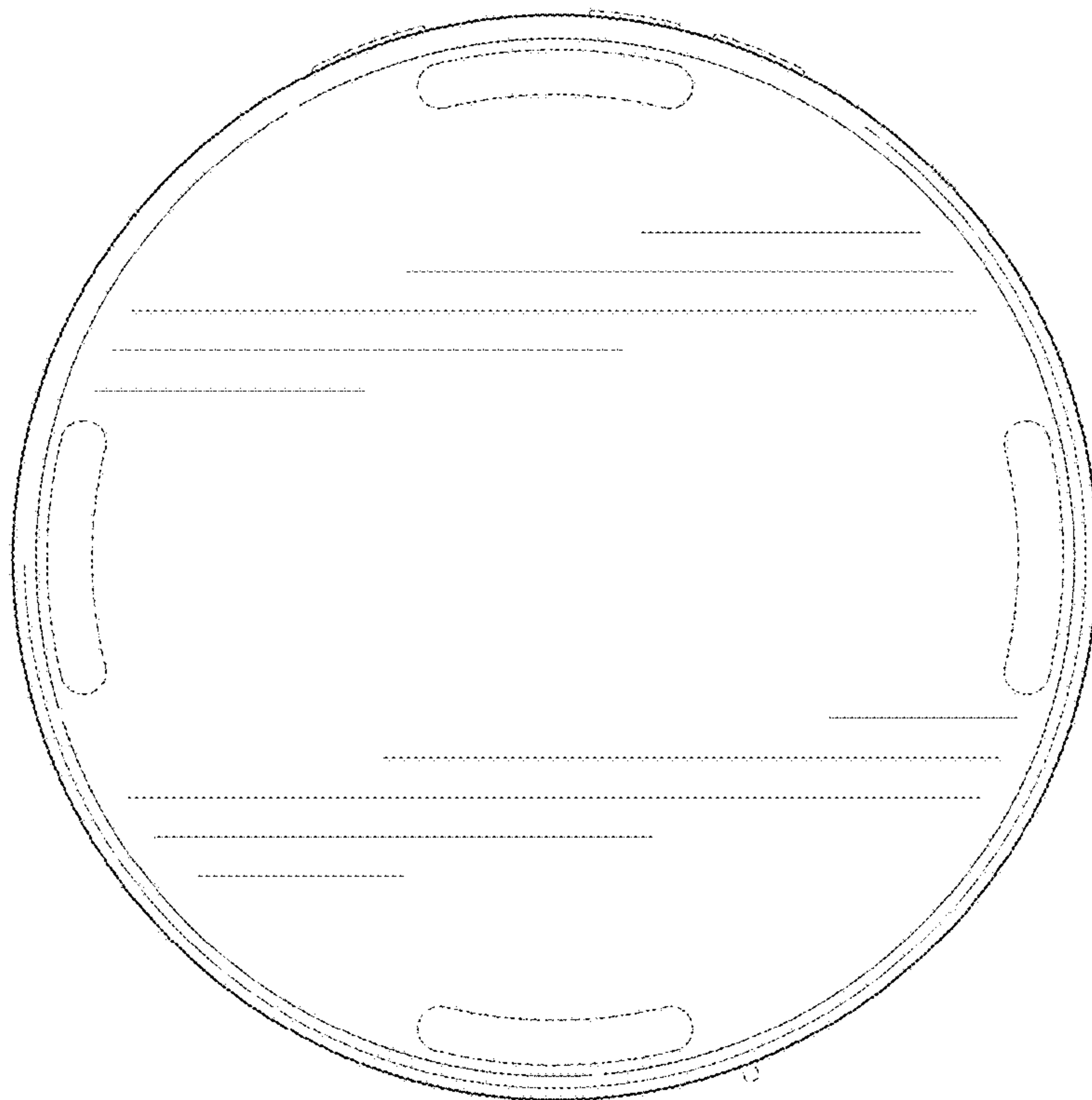


FIG. 8