



US00D855006S

(12) **United States Design Patent**
Bethwaite

(10) **Patent No.:** **US D855,006 S**
(45) **Date of Patent:** **** Jul. 30, 2019**

- (54) **HULL OF A SAILBOAT**
- (71) Applicant: **UP MARINE TECHNOLOGY LIMITED**, Wanchai (HK)
- (72) Inventor: **Julian Bethwaite**, Wanchai (HK)
- (73) Assignee: **UP MARINE TECHNOLOGY LIMITED**, Wanchai (HK)
- (**) Term: **15 Years**
- (21) Appl. No.: **29/604,215**
- (22) Filed: **May 16, 2017**
- (30) **Foreign Application Priority Data**
Nov. 16, 2016 (AU) 201616412
- (51) **LOC (11) Cl.** **12-06**
- (52) **U.S. Cl.**
USPC **D12/303**
- (58) **Field of Classification Search**
USPC D12/300, 303, 304, 315, 318; 114/39.11, 114/39.12, 39.13, 39.14, 39.15, 39.21, 114/39.24, 39.25, 39.26, 39.28, 39.31, 114/102.1, 102.13, 102.29, 102.31, 114/102.32, 102.33, 343, 355; D21/544
CPC ... B63H 9/00; B63H 9/04; B63H 9/06; B63H 9/0607; B63H 9/0642; B63H 9/0657; B63H 9/0685; B63B 35/7973; B63B 35/7976; B63B 35/7983
See application file for complete search history.

- (56) **References Cited**
U.S. PATENT DOCUMENTS
4,437,424 A * 3/1984 Lord B63B 35/7959
114/39.26
4,702,186 A * 10/1987 Tiede B63B 1/12
114/283
D301,226 S * 5/1989 Wood, Jr. D12/304

- 5,078,072 A * 1/1992 Horiuchi B63B 5/24
114/357
- 5,191,850 A * 3/1993 Gougeon B63B 15/02
114/123
- 6,199,499 B1 * 3/2001 Horais B63H 25/10
114/162
- D472,198 S * 3/2003 Chauveau D12/303
- D566,644 S * 4/2008 Houck D12/302
- 7,370,593 B1 * 5/2008 Horais B63B 35/792
114/144 R
- D570,278 S * 6/2008 Horais D12/304
- 7,461,612 B1 * 12/2008 Houck B63B 1/121
114/347
- 8,752,492 B1 * 6/2014 Harris B63B 35/85
114/61.1
- 9,248,890 B2 * 2/2016 Raaphorst B63B 35/7926

* cited by examiner

Primary Examiner — Cynthia M. Chin
(74) *Attorney, Agent, or Firm* — Knobbe, Martens, Olson & Bear, LLP

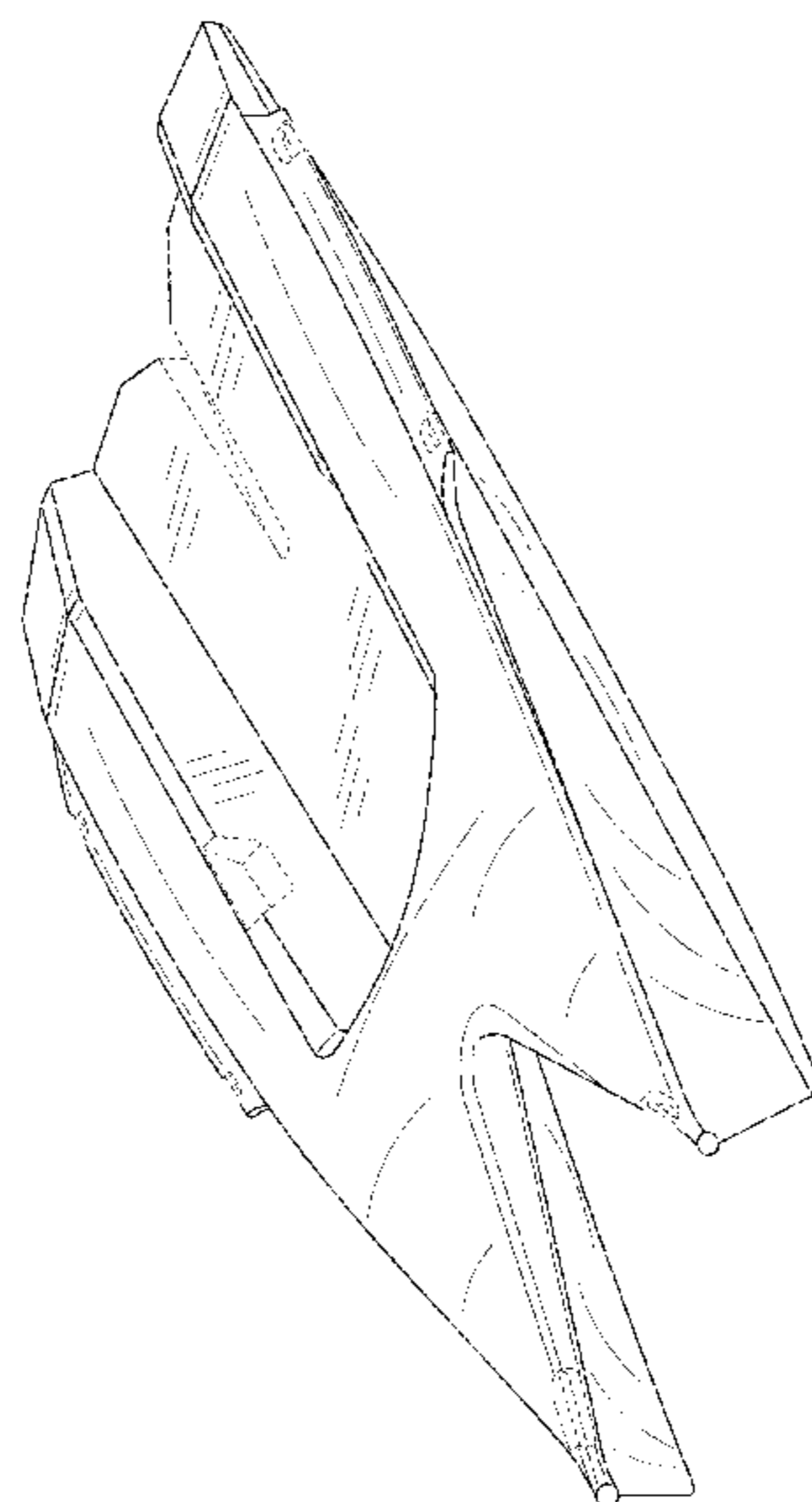
(57) **CLAIM**

The ornamental design for a hull of a sailboat, as shown and described.

DESCRIPTION

FIG. 1 is a front perspective view of a hull of a sailboat, showing my new design.
FIG. 2 is a front bottom perspective view thereof.
FIG. 3 is a rear perspective view thereof.
FIG. 4 is a rear bottom perspective view thereof.
FIG. 5 is a top view thereof.
FIG. 6 is a bottom view thereof.
FIG. 7 is a left side view thereof.
FIG. 8 is a right side view thereof.
FIG. 9 is a rear view thereof; and,
FIG. 10 is a front view thereof.
The broken lines in the drawings depict features of the hull of a sailboat that form no part of the claimed design.

1 Claim, 9 Drawing Sheets



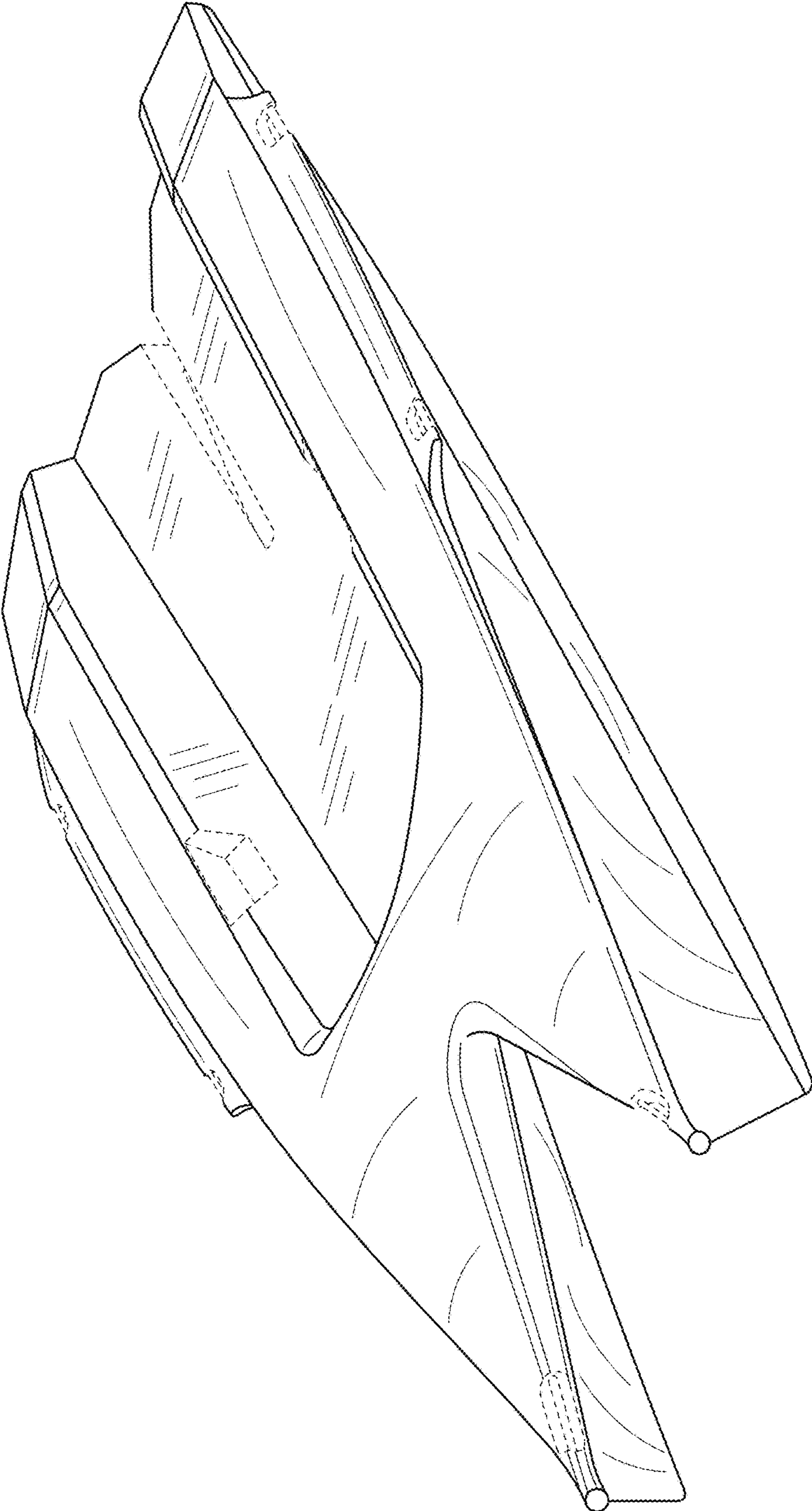


FIG. 1

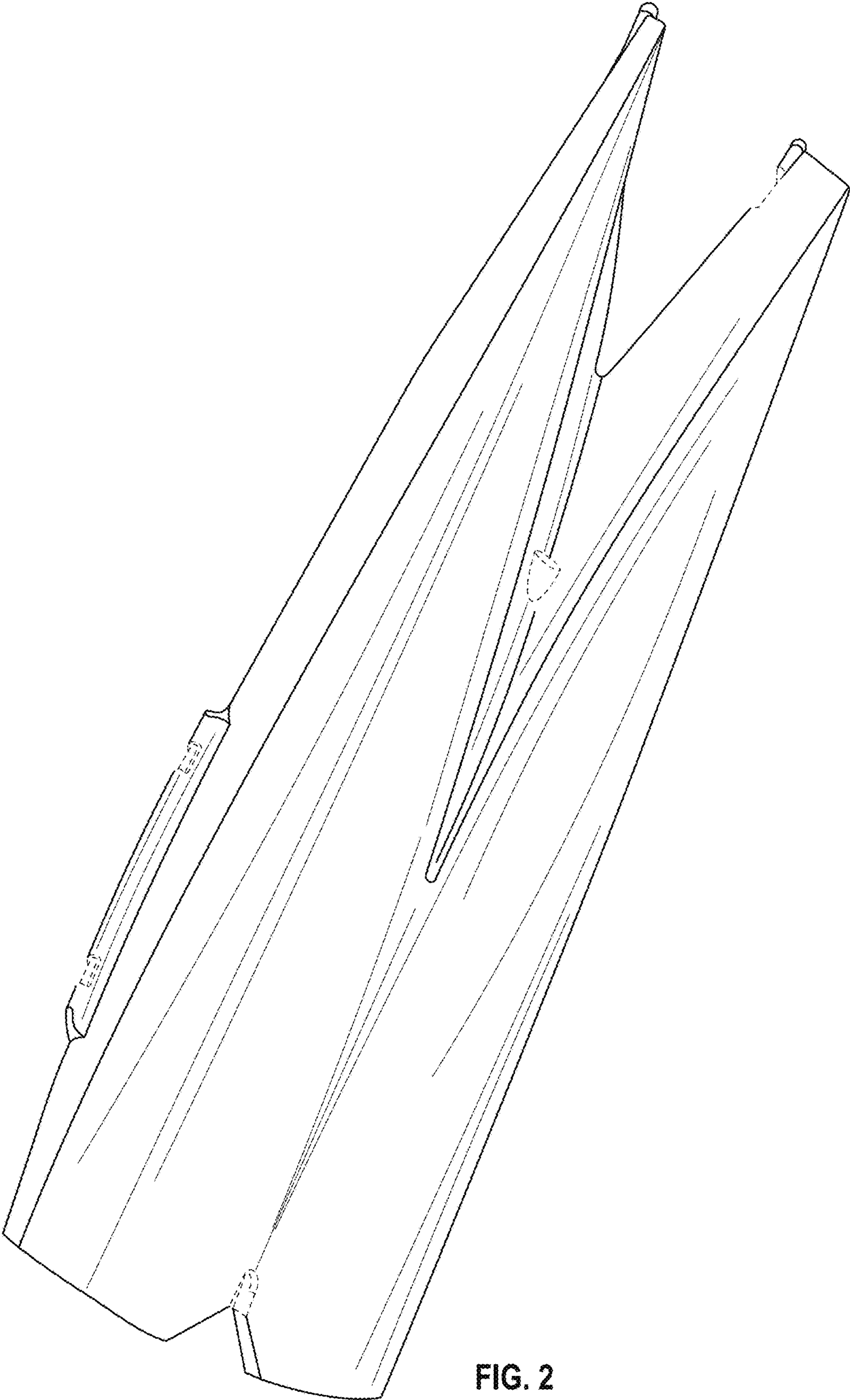


FIG. 2

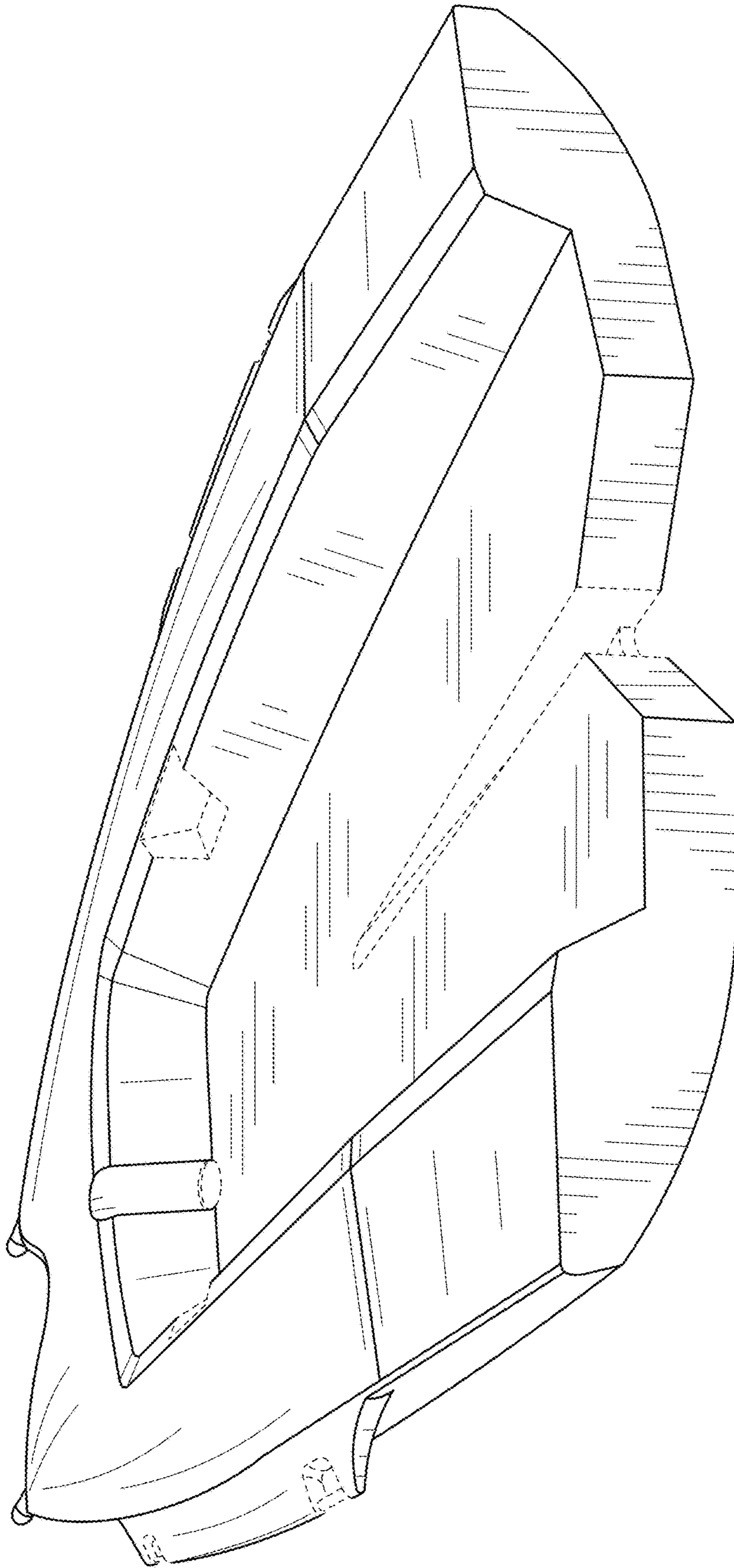


FIG. 3

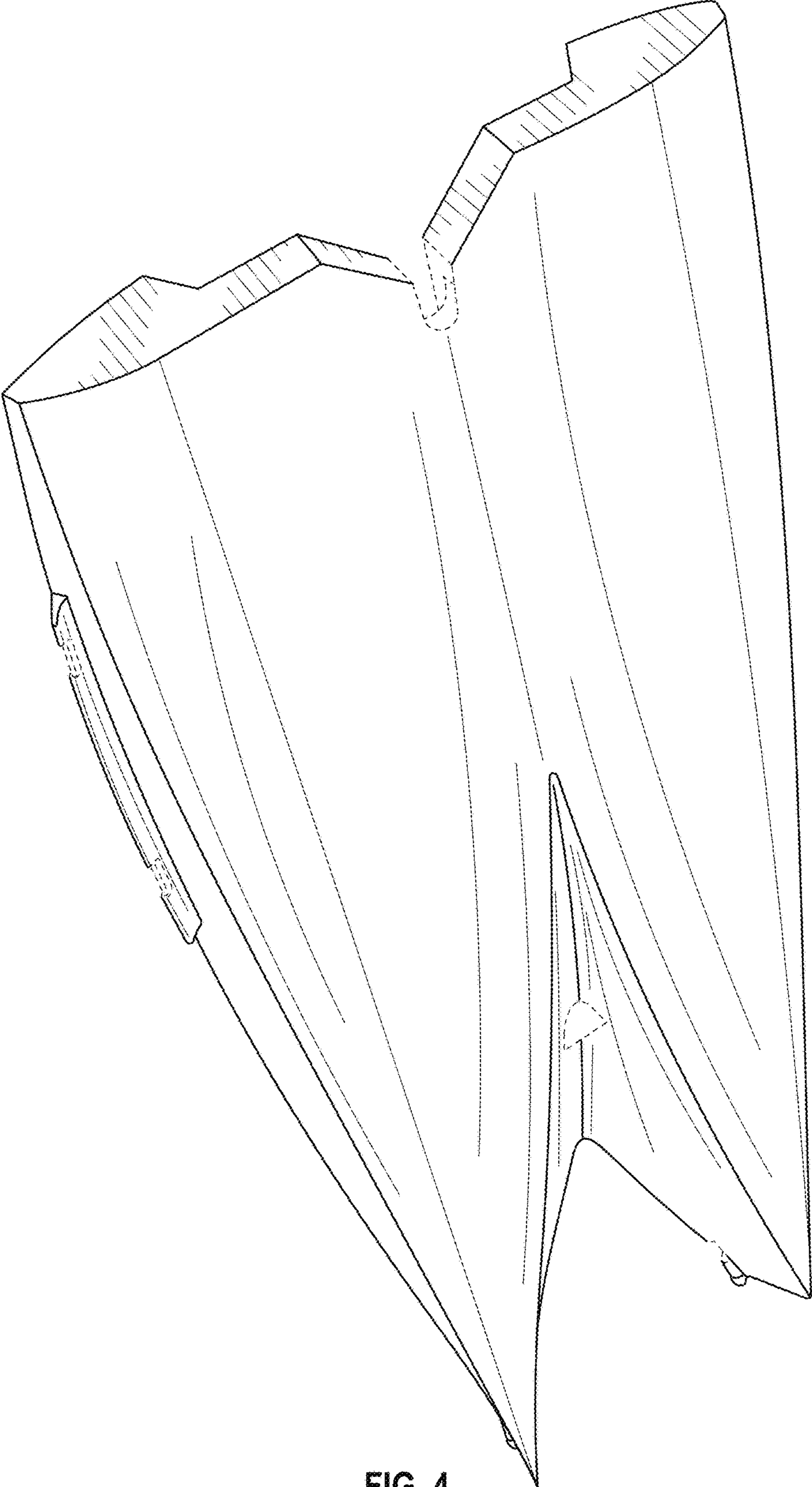


FIG. 4




FIG. 5

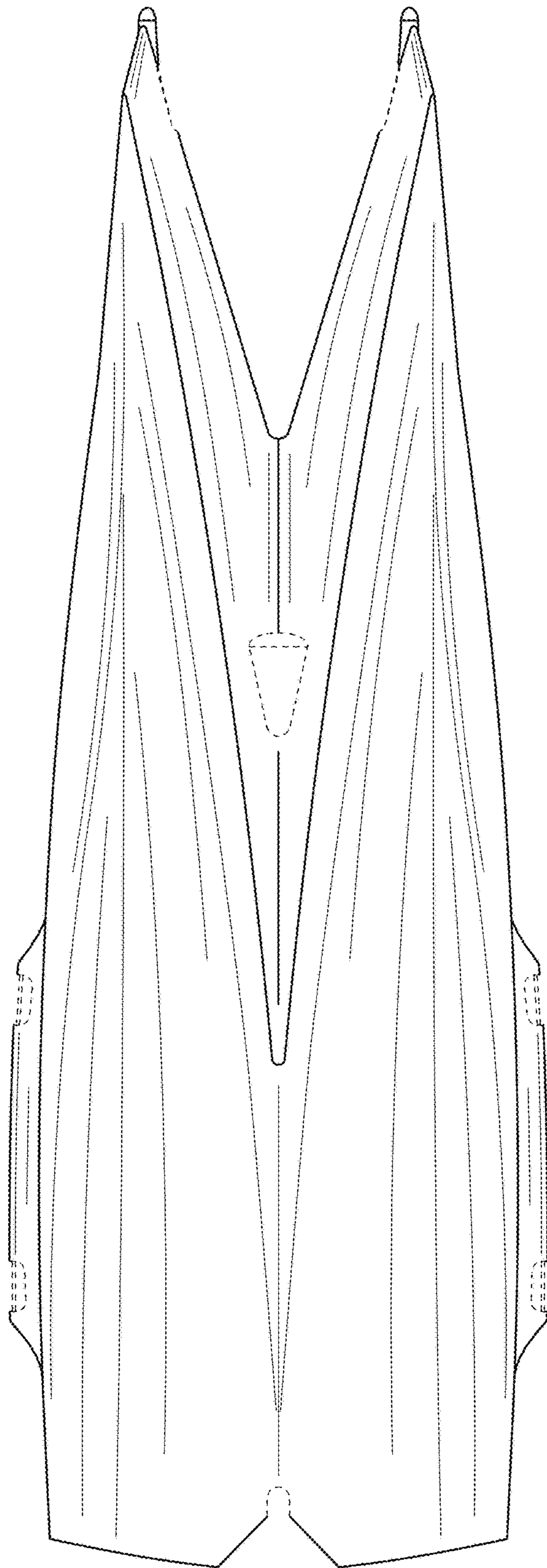


FIG. 6




FIG. 7




FIG. 8

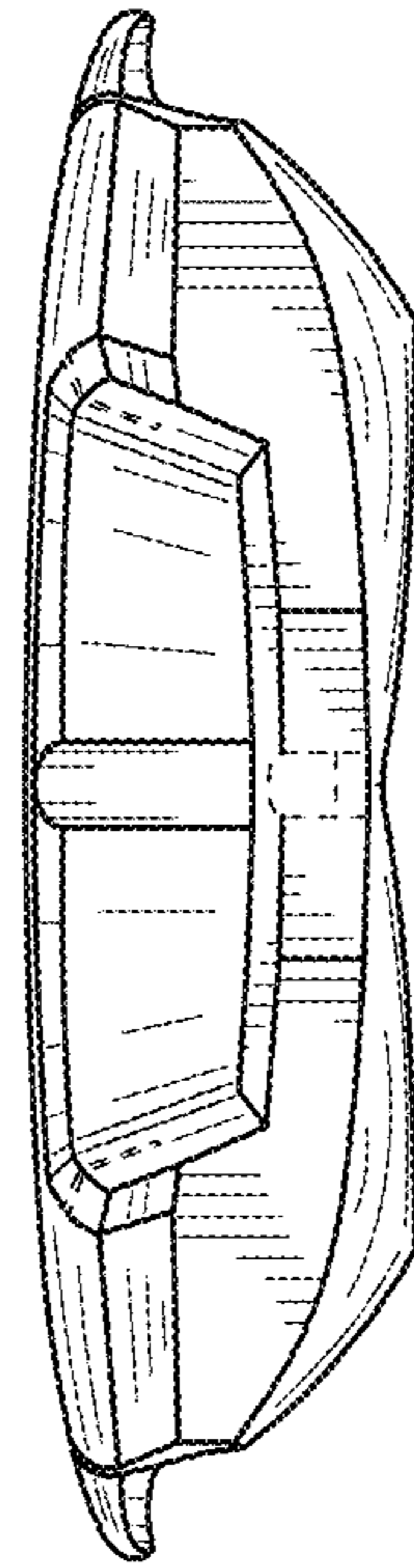


FIG. 9

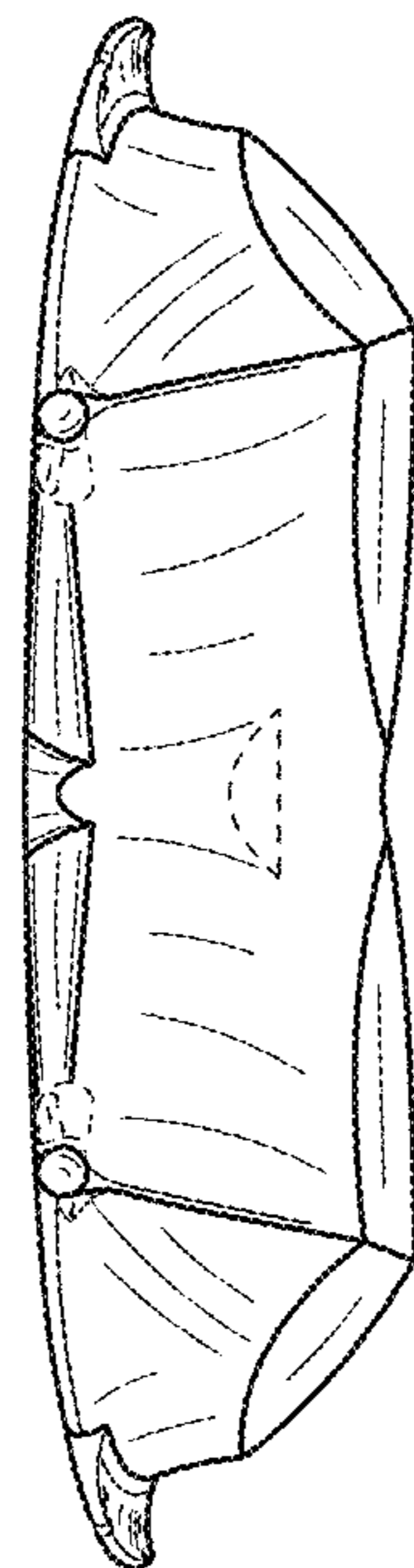


FIG. 10