



US00D854997S

(12) **United States Design Patent**
Hale

(10) **Patent No.:** **US D854,997 S**

(45) **Date of Patent:** **** *Jul. 30, 2019**

- (54) **VEHICLE WHEEL FRONT FACE**
- (71) Applicant: **MOBILE HI-TECH WHEELS,**
Rancho Dominguez, CA (US)
- (72) Inventor: **John Andrew Hale,** Long Beach, CA
(US)
- (73) Assignee: **Mobile Hi-Tech Wheels,** Rancho
Dominguez, CA (US)
- (*) Notice: This patent is subject to a terminal dis-
claimer.
- (**) Term: **15 Years**
- (21) Appl. No.: **29/605,091**
- (22) Filed: **May 23, 2017**
- (51) **LOC (11) Cl.** **12-16**
- (52) **U.S. Cl.**
USPC **D12/209**
- (58) **Field of Classification Search**
USPC D12/204–213; D21/533, 561, 563
CPC B60B 7/00; B60B 7/02; B60B 7/04; B60B
7/06; B60B 3/02; B60B 3/04; B60B 3/06;
B60B 3/10; B60B 1/00; B60B 1/08;
B60B 1/10; B60B 1/12
See application file for complete search history.

(56) **References Cited**

U.S. PATENT DOCUMENTS

- D529,430 S * 10/2006 Hsu D12/209
- D570,276 S * 6/2008 Chung D12/211
- D583,291 S * 12/2008 Treadway D12/211
- D629,347 S * 12/2010 Kim D12/211

- D638,763 S * 5/2011 Chung D12/209
- D649,101 S * 11/2011 Hale, Jr. D12/209
- D695,193 S * 12/2013 Kong D12/211
- D706,697 S * 6/2014 Chung D12/209
- D707,610 S * 6/2014 Hale, Jr. D12/211
- D714,202 S * 9/2014 Kim D12/209
- D714,205 S * 9/2014 Hale, Jr. D12/209
- D727,829 S * 4/2015 Chung D12/211
- D764,375 S * 8/2016 Chung D12/211
- D787,413 S * 5/2017 Alfonso D12/211
- D791,057 S * 7/2017 Johnson D12/211
- D791,674 S * 7/2017 Valencia Pollex D12/211
- D803,130 S * 11/2017 Taylor D12/209

* cited by examiner

Primary Examiner — Sheryl Lane

Assistant Examiner — Calvin E Vansant

(74) *Attorney, Agent, or Firm* — Lewis Roca Rothgerber
Christie LLP

(57) **CLAIM**

The ornamental design for vehicle wheel front face, as
shown and described.

DESCRIPTION

FIG. 1 is a perspective view of a vehicle wheel front face
according to my new design;
FIG. 2 is a front elevational view thereof;
FIG. 3 is a side elevational view thereof;
FIG. 4 is a perspective view of a second embodiment of a
vehicle wheel front face according to my new designs;
FIG. 5 is a front elevational view of the second embodiment;
and,
FIG. 6 is as side elevational view of the second embodiment.
The broken lines represent portions of the vehicle wheel
front face that form no part of the claimed design.

1 Claim, 6 Drawing Sheets


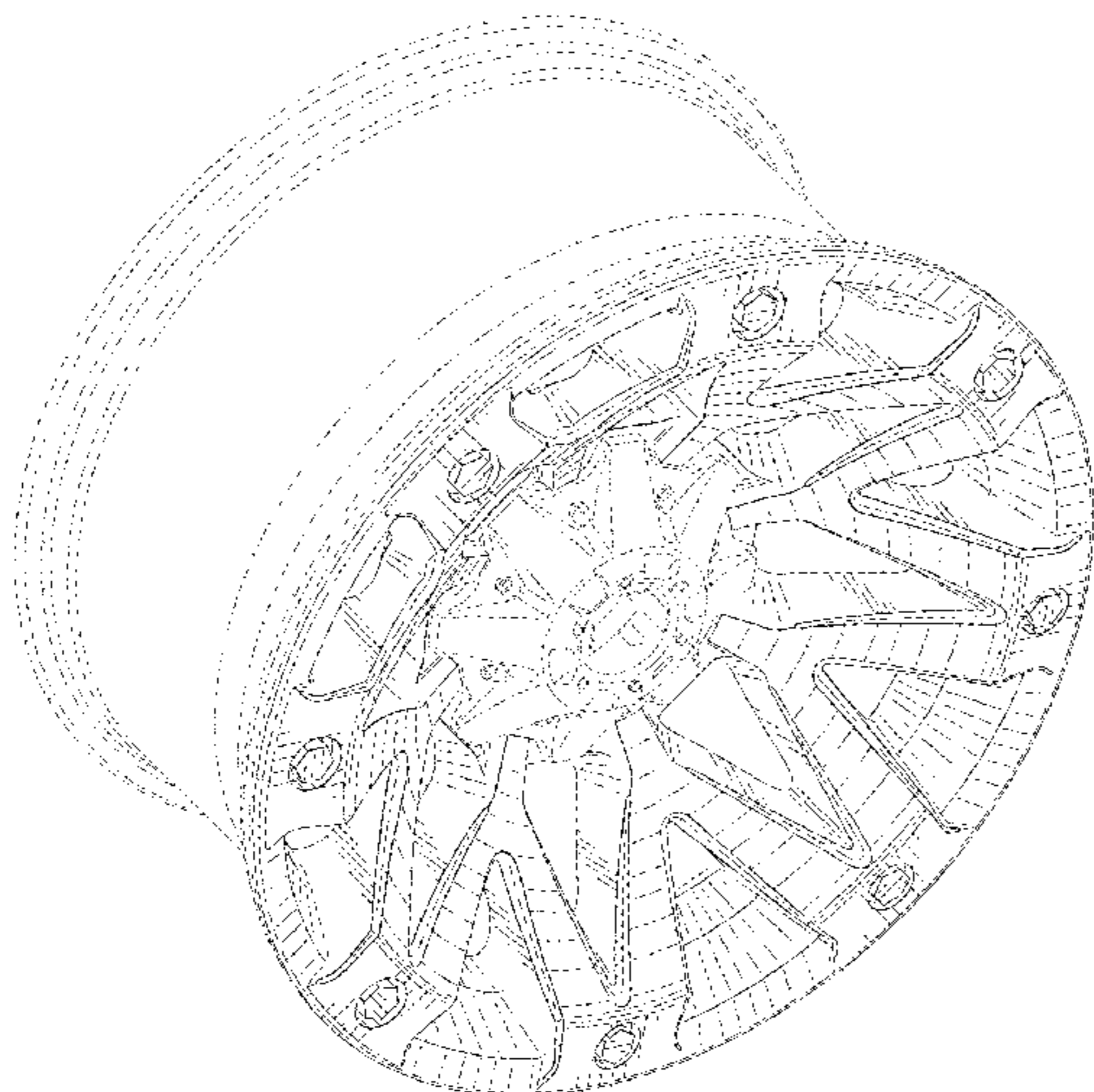


FIG. 1

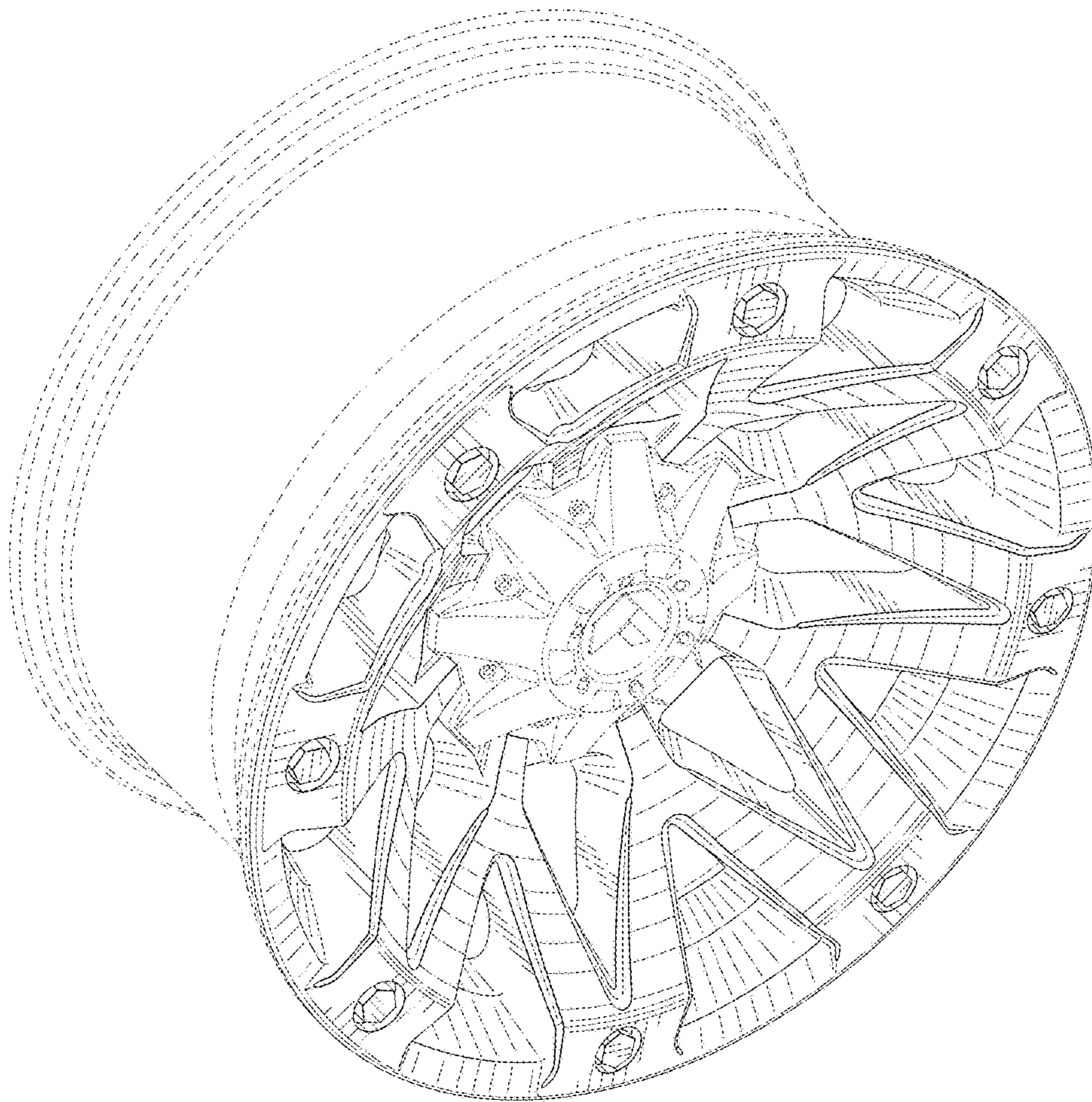


FIG. 2




FIG. 3




FIG. 4

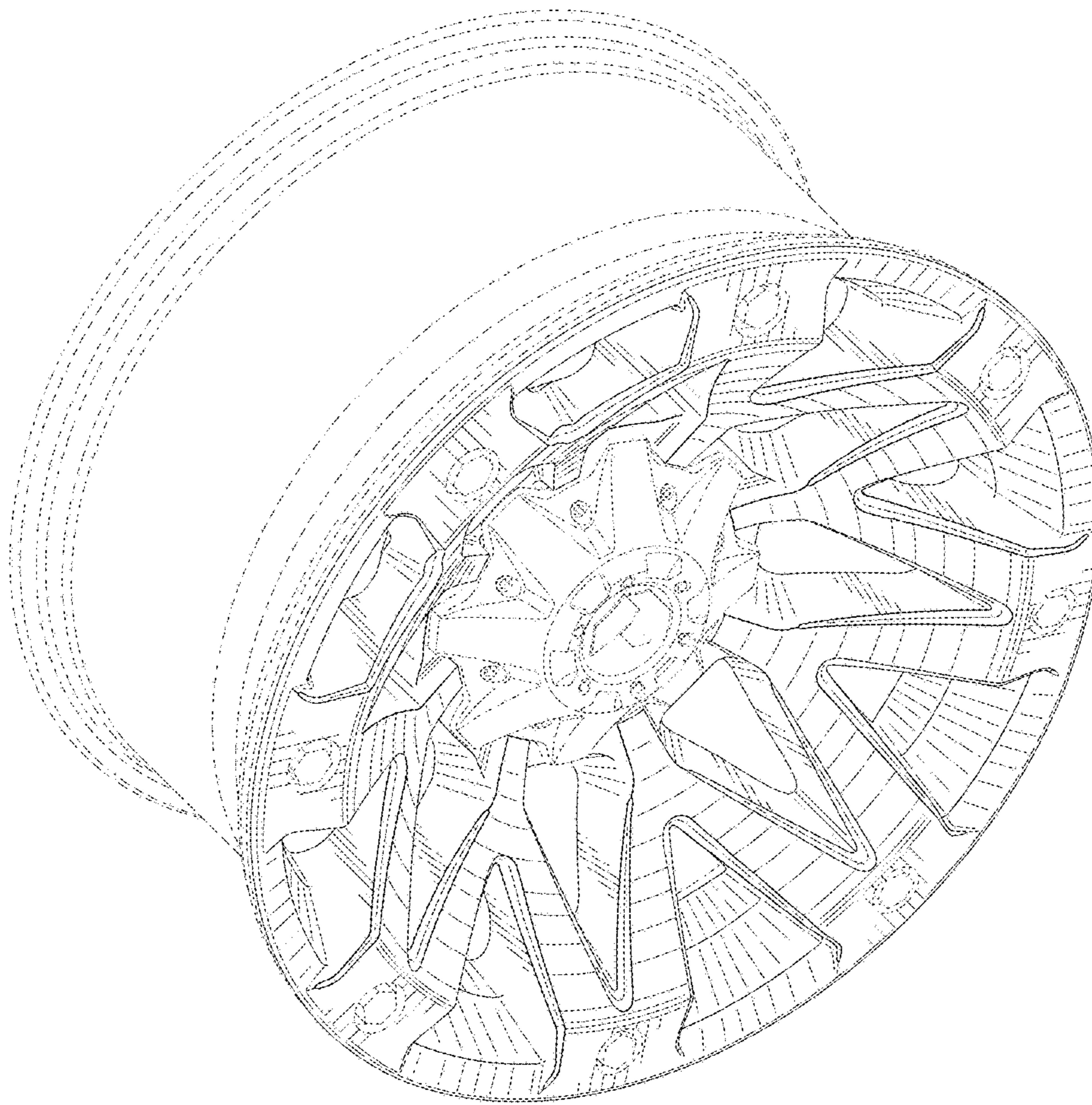


FIG. 5




FIG. 6

