



US00D854928S

(12) **United States Design Patent**
Corbin et al.

(10) **Patent No.:** **US D854,928 S**
(45) **Date of Patent:** **** Jul. 30, 2019**

- (54) **CONTAINER LID**
- (71) Applicant: **Maplehurst Bakeries, LLC**,
Brownsburg, IN (US)
- (72) Inventors: **Kristopher Frank Corbin**, Zionsville,
IN (US); **Jacqueline Grimm**,
Zionsville, IN (US); **Robert Blake**
Leftwich, Loveland, OH (US)
- (**) Term: **15 Years**
- (21) Appl. No.: **29/635,795**
- (22) Filed: **Feb. 2, 2018**
- (51) **LOC (11) Cl.** **09-07**
- (52) **U.S. Cl.**
USPC **D9/435; D9/456; D9/761**
- (58) **Field of Classification Search**
USPC D9/414, 416, 425, 434, 435, 436, 438,
D9/439, 440, 442, 443, 446-450,
D9/452-457, 499, 503-505, 682, 685,
D9/686, 737, 756, 757, 761, 762;
D7/387, 391, 392, 392.1, 393, 394,
D7/396.1-396.4, 401.1, 503-505,
D7/509-511, 538, 900; D3/201, 202,
D3/203.2, 318; D28/91, 91.1
CPC .. A61J 1/00; A61J 1/1412; B65D 1/00; B65D
1/02; B65D 1/10; B65D 1/46; B65D
2585/56; B65D 2585/545; B65D 41/00;
B65D 41/38; B65D 41/56; B65D 41/62;
B65D 47/00; B65D 47/06; B65D 47/08;
B65D 2543/00046; B65D 2543/00092;
B65D 2543/00296; B65D 5/46; B65D
2251/00
See application file for complete search history.

- D203,628 S * 2/1966 Vigue D9/456
- 3,257,062 A * 6/1966 Whiteford B65D 85/324
206/521.8
- D205,382 S * 7/1966 Greatman D9/417
- D359,901 S * 7/1995 Knoss D9/425
- D360,825 S * 8/1995 Knoss D9/425
- D379,300 S * 5/1997 Krupa D9/757
- D428,332 S * 7/2000 Knutson D9/756
- D577,535 S * 9/2008 Courington D7/357
- D592,076 S * 5/2009 Sipe D9/420
- D592,077 S * 5/2009 Sipe D9/420
- D661,601 S * 6/2012 Sanfilippo D9/737
- D739,767 S * 9/2015 Schleining D9/757

(Continued)

Primary Examiner — Michael A. Pratt
Assistant Examiner — Wendy L Arminio
(74) *Attorney, Agent, or Firm* — Tyler B. Droste;
Gutwein Law

(57) **CLAIM**

The ornamental design for a container lid, as shown and described.

DESCRIPTION

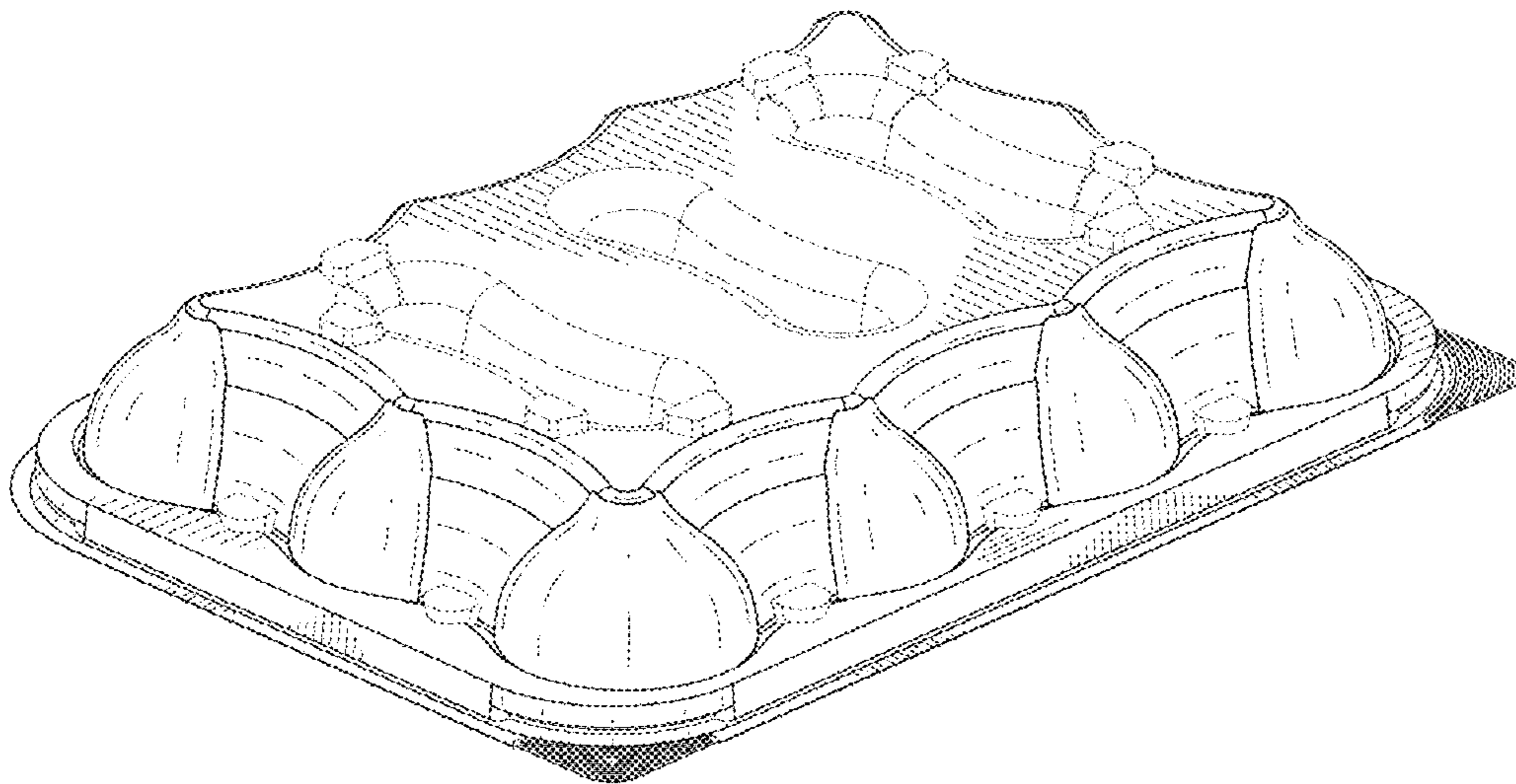
FIG. 1 is a top perspective view of the container lid of the present disclosure;
FIG. 2 is a bottom perspective view of the container lid of FIG. 1;
FIG. 3 is a top plan view of the container lid of FIG. 1;
FIG. 4 is a bottom plan view of the container lid of FIG. 1;
FIG. 5 is a left side view of the container lid of FIG. 1;
FIG. 6 is a right side view of the container lid of FIG. 1;
FIG. 7 is a front side view of the container lid of FIG. 1; and,
FIG. 8 is a rear side of the container lid of FIG. 1.
The broken lines shown in the drawings depict portions of the container lid that form no part of the claimed design.

1 Claim, 8 Drawing Sheets

(56) **References Cited**

U.S. PATENT DOCUMENTS

- D155,109 S * 9/1949 Shepard 206/521.1
- 3,131,846 A * 5/1964 Whiteford B65D 85/324
206/521.8



(56)

References Cited

U.S. PATENT DOCUMENTS

D761,127 S *	7/2016	Sellari	D9/756
D771,503 S *	11/2016	Brummer	D9/756
D774,903 S *	12/2016	Joergensen	D9/425
D794,377 S *	8/2017	Wells	D7/354
D795,084 S *	8/2017	Schleining	D9/757
D802,444 S *	11/2017	Schleining	D9/762
D806,576 S *	1/2018	Sellari	D9/761
2011/0226663 A1 *	9/2011	Bushell	B65D 71/70 206/564

* cited by examiner

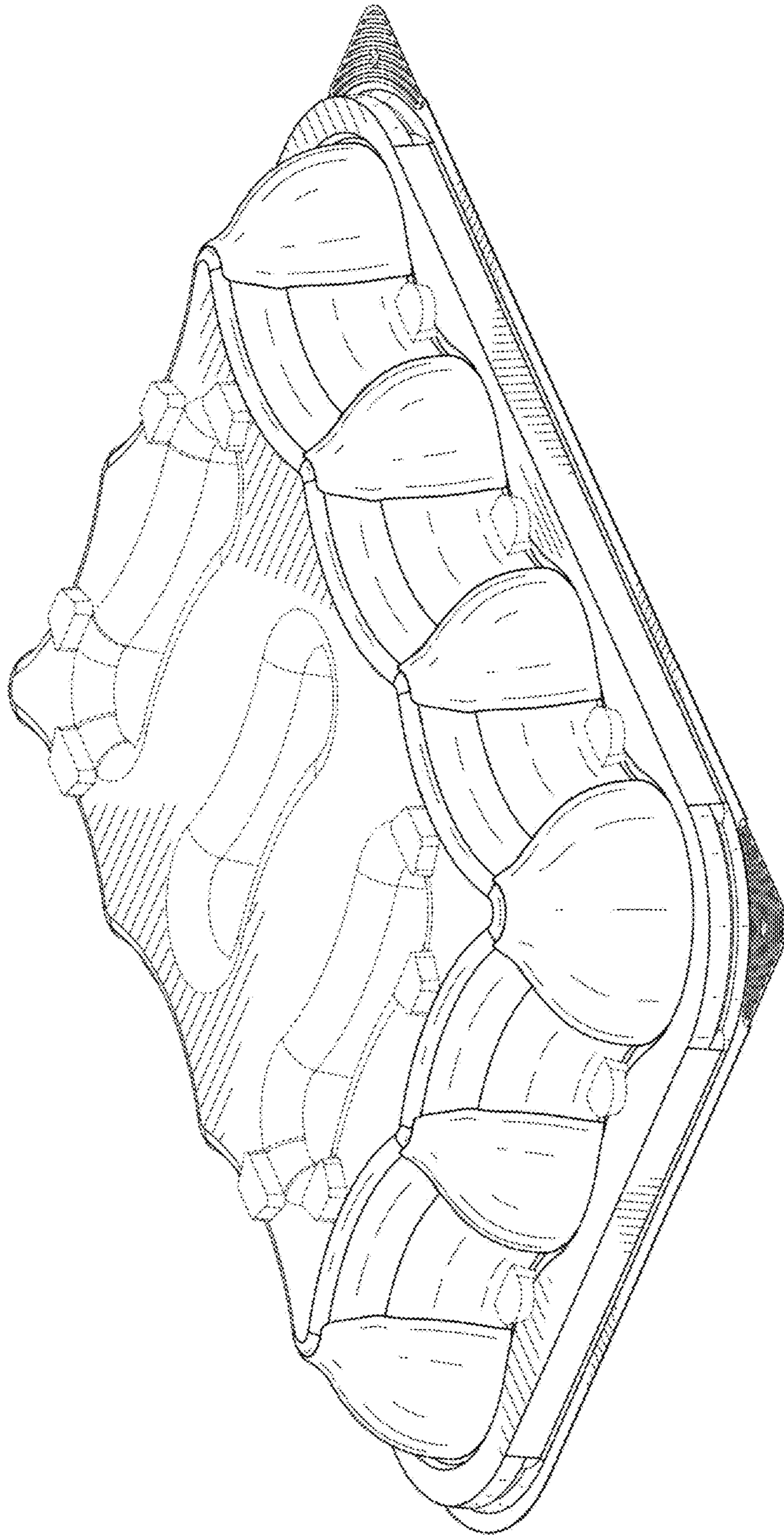


Fig. 1

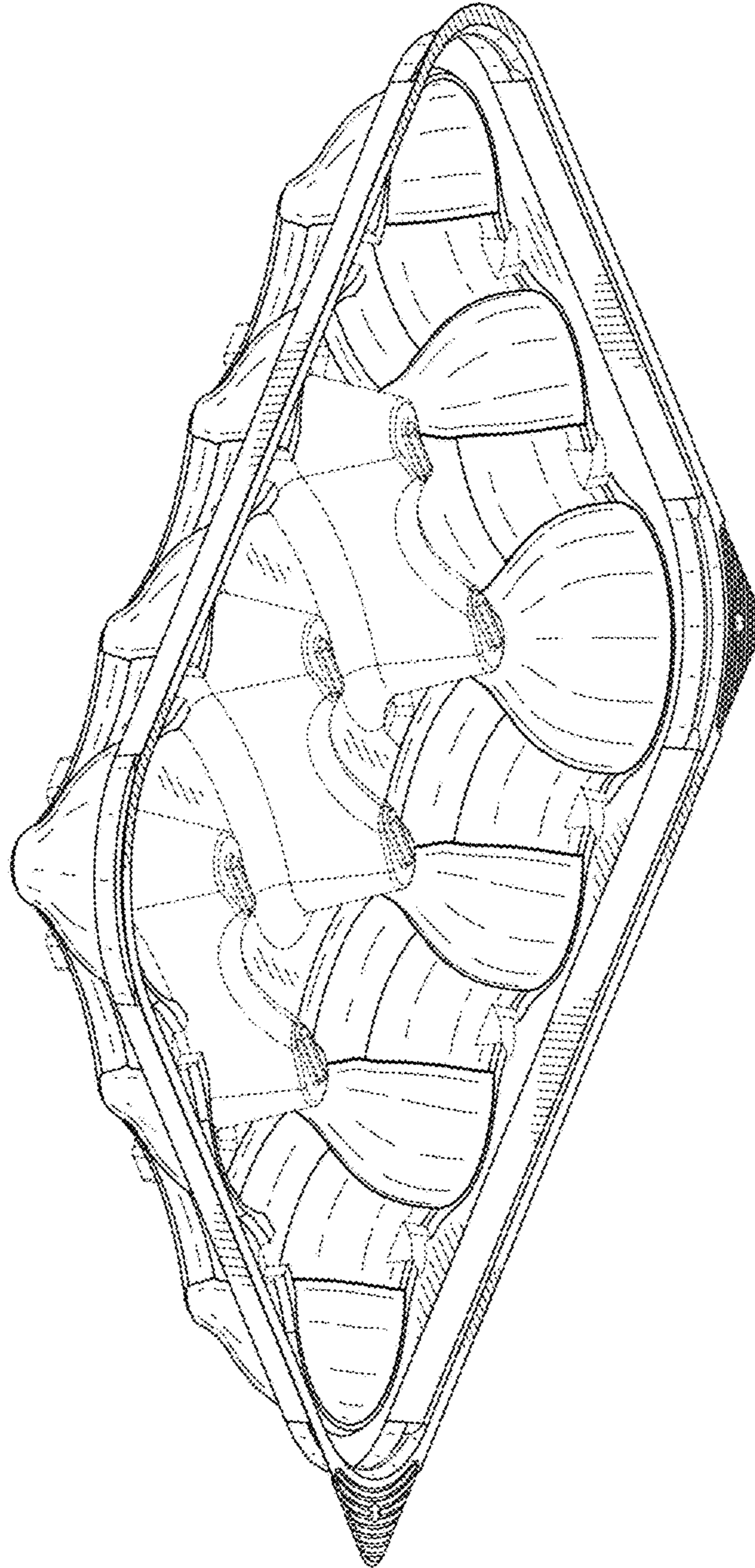


Fig. 2

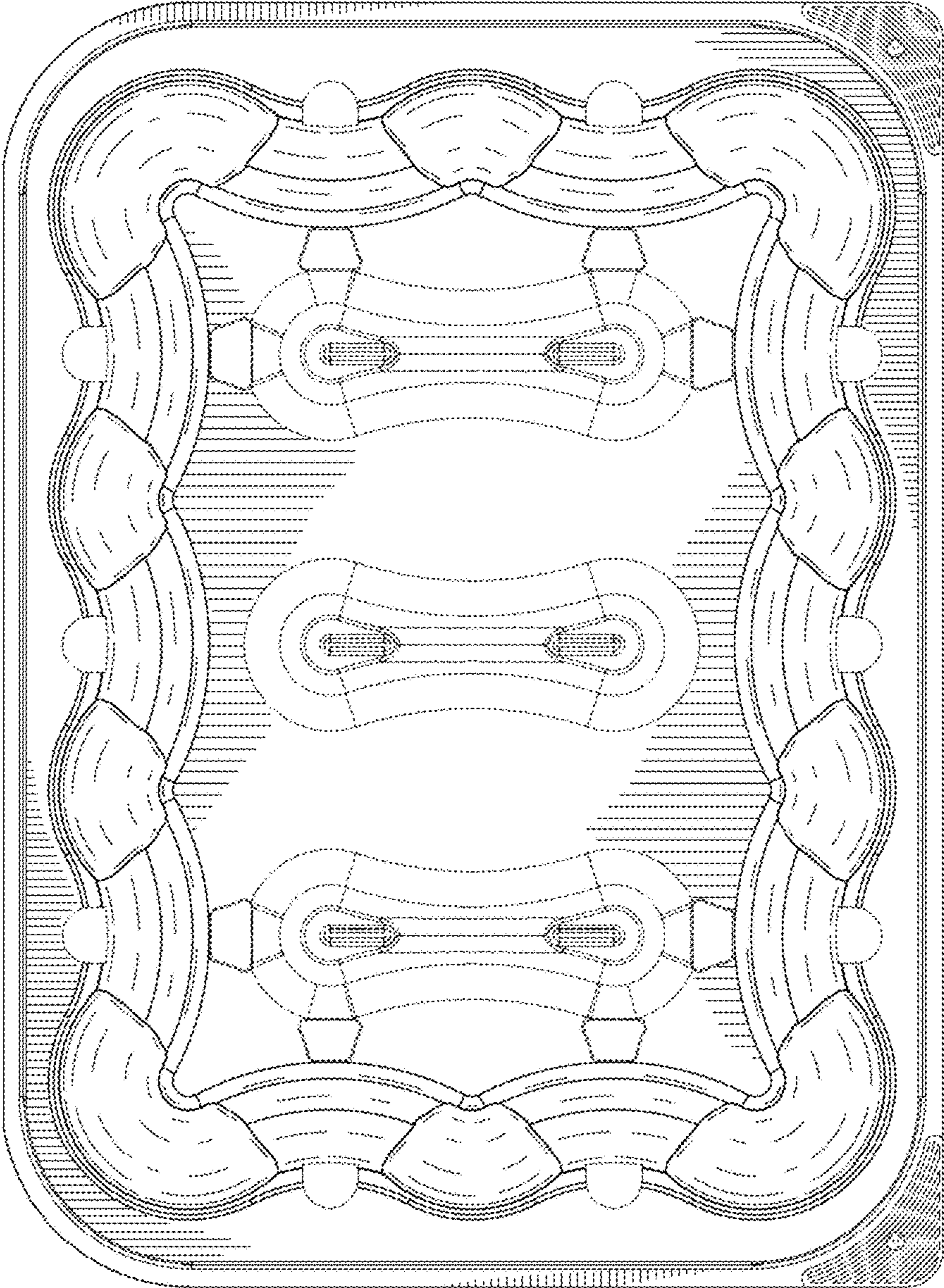


Fig. 3

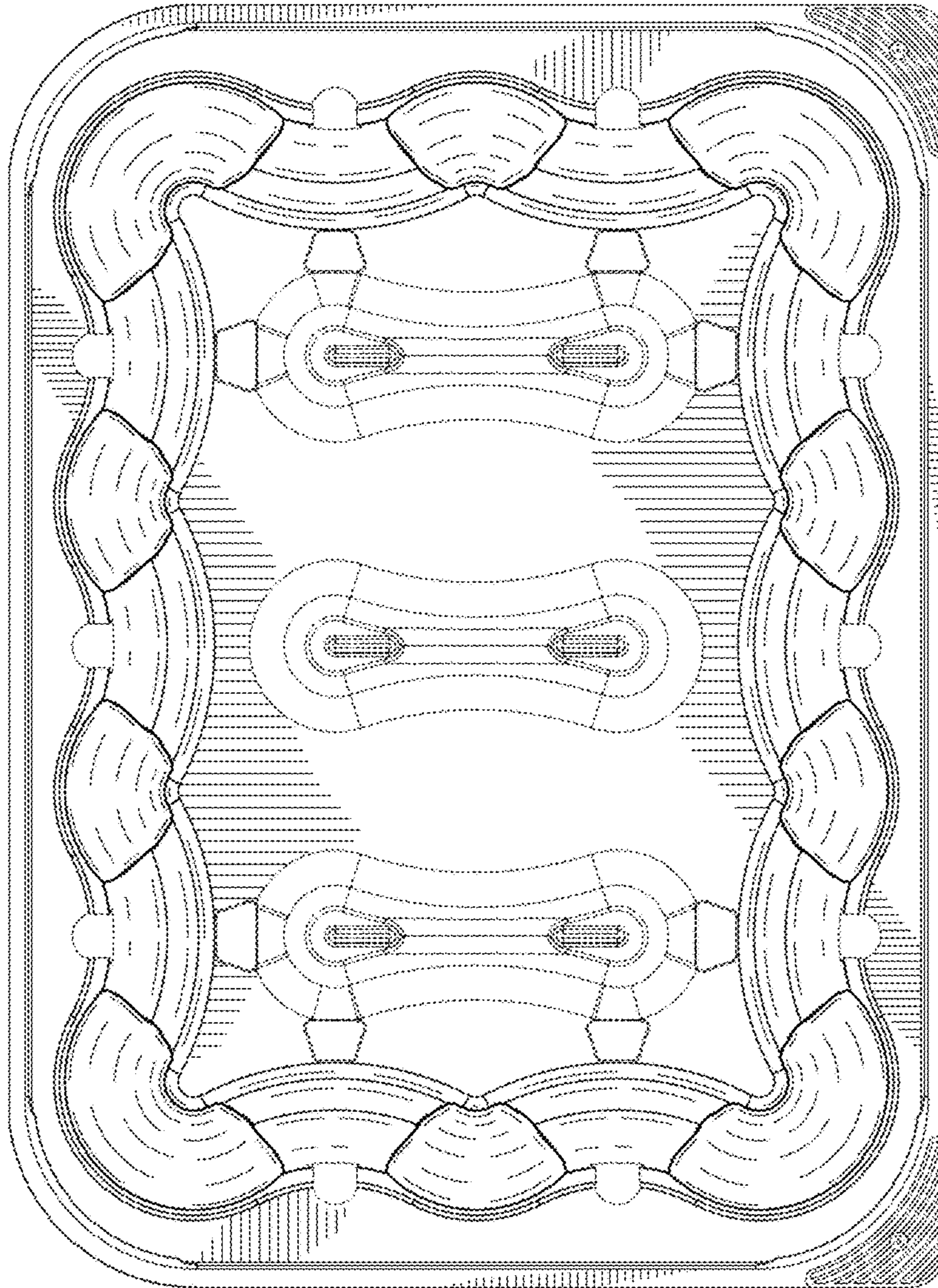


Fig. 4

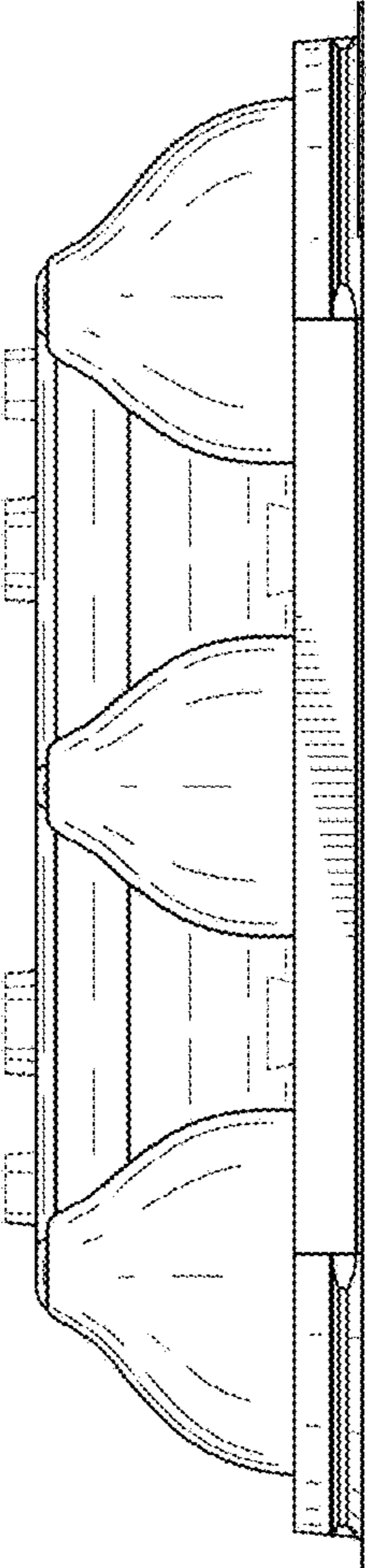


Fig. 5

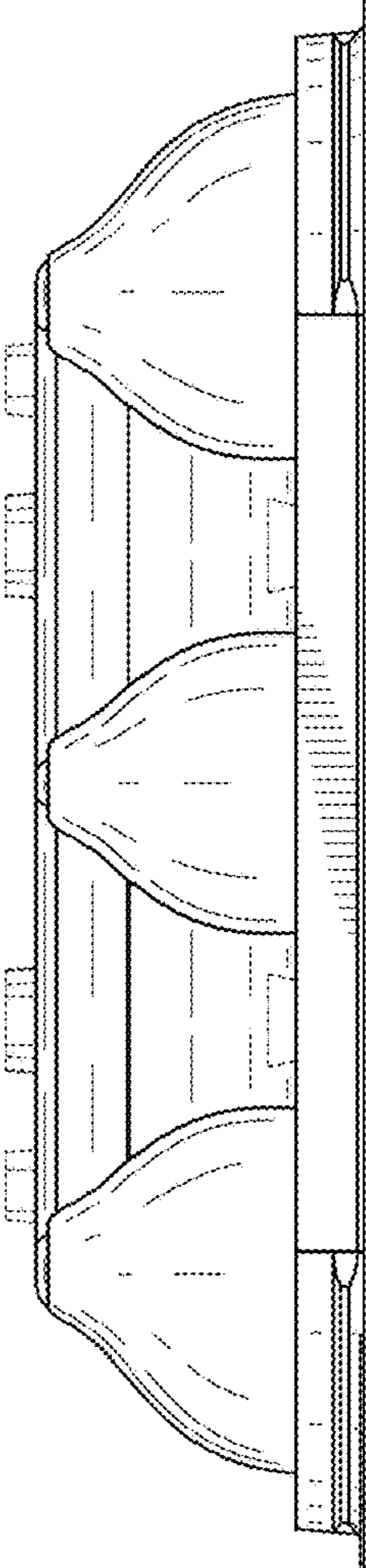


Fig. 6

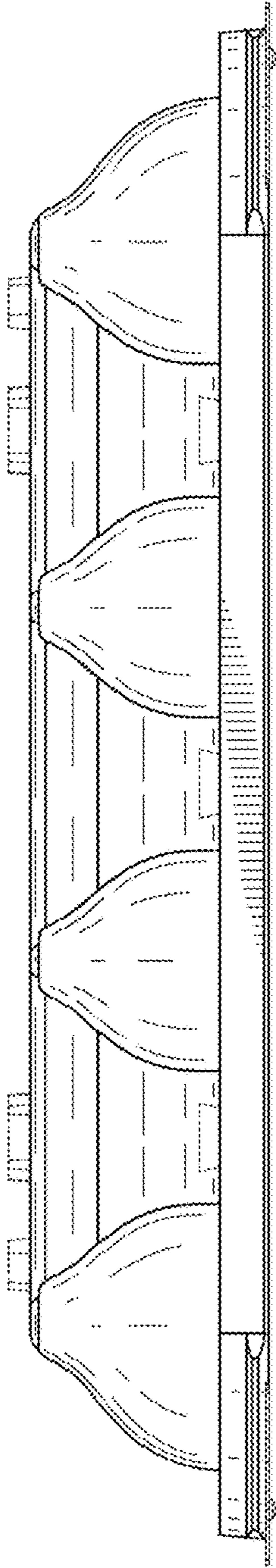


FIG. 7

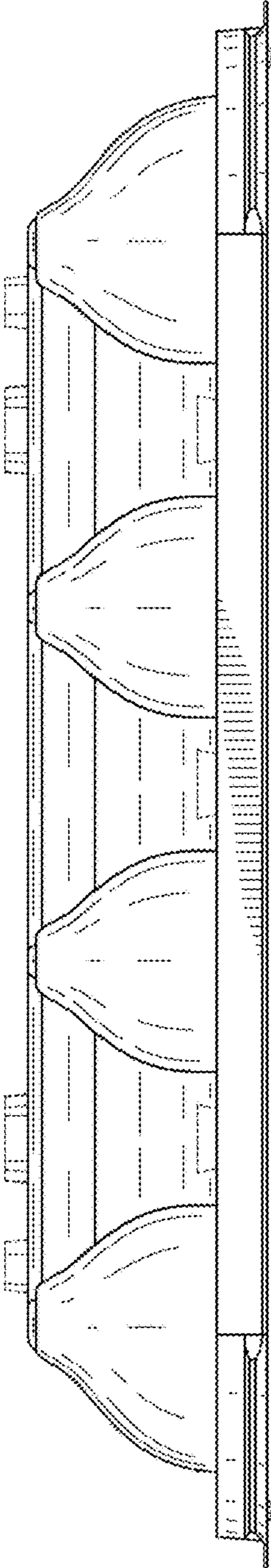


Fig. 8