



US00D854922S

(12) **United States Design Patent**
Piscopo et al.

(10) **Patent No.:** **US D854,922 S**

(45) **Date of Patent:** **** Jul. 30, 2019**

(54) **PROTECTIVE ENCLOSURE FOR
TRANSPORTING AN AUTOMOBILE
TAILGATE**

(71) Applicants: **Gene Piscopo**, Longwood, FL (US);
Charlie Salter, Longwood, FL (US)

(72) Inventors: **Gene Piscopo**, Longwood, FL (US);
Charlie Salter, Longwood, FL (US)

(**) Term: **15 Years**

(21) Appl. No.: **29/607,994**

(22) Filed: **Jun. 19, 2017**

(51) **LOC (11) Cl.** **09-03**

(52) **U.S. Cl.**
USPC **D9/414**

(58) **Field of Classification Search**
USPC D9/414, 425, 432, 456, 720, 721, 745,
D9/749, 758, 760; D34/28, 451;
206/451, 523
CPC B65D 85/48; B65D 85/38
See application file for complete search history.

(56) **References Cited**

U.S. PATENT DOCUMENTS

- 1,150,455 A * 8/1915 Roudolph et al. B65D 85/48
206/451
- 1,190,626 A * 7/1916 Bridges B65D 85/48
206/451
- 3,091,331 A * 5/1963 Peeters B65D 85/48
206/453
- 3,250,455 A * 5/1966 Plunkett B65D 5/2004
206/424
- D420,586 S * 2/2000 MacEachern D9/420
- 6,105,511 A * 8/2000 Bridges H05K 7/1488
108/55.1
- D455,958 S * 4/2002 Burrus D9/433
- D523,610 S * 6/2006 Kissell D34/38
- D553,494 S * 10/2007 Dehlin D9/432

- D715,634 S * 10/2014 Stevens D9/414
- D793,222 S * 8/2017 Boyea D9/414
- D805,398 S * 12/2017 Torchin D9/737
- D821,196 S * 6/2018 Doster D9/433
- D821,870 S * 7/2018 Fly D9/432
- D831,480 S * 10/2018 Arazi D9/433
- 2015/0291334 A1 * 10/2015 Piscopo B65D 81/055
206/523
- 2016/0039573 A1 * 2/2016 Curnock B65D 25/04
53/415
- 2016/0068332 A1 * 3/2016 Flynn B65D 85/38
206/451

FOREIGN PATENT DOCUMENTS

- CA 2872432 A1 * 1/2015 B65D 85/38
- EP 2179934 A2 * 4/2010 B65D 25/10

* cited by examiner

Primary Examiner — Barbara Fox

Assistant Examiner — Mehri F Bajoul

(74) *Attorney, Agent, or Firm* — Allen Dyer Doppelt & Gilchrist

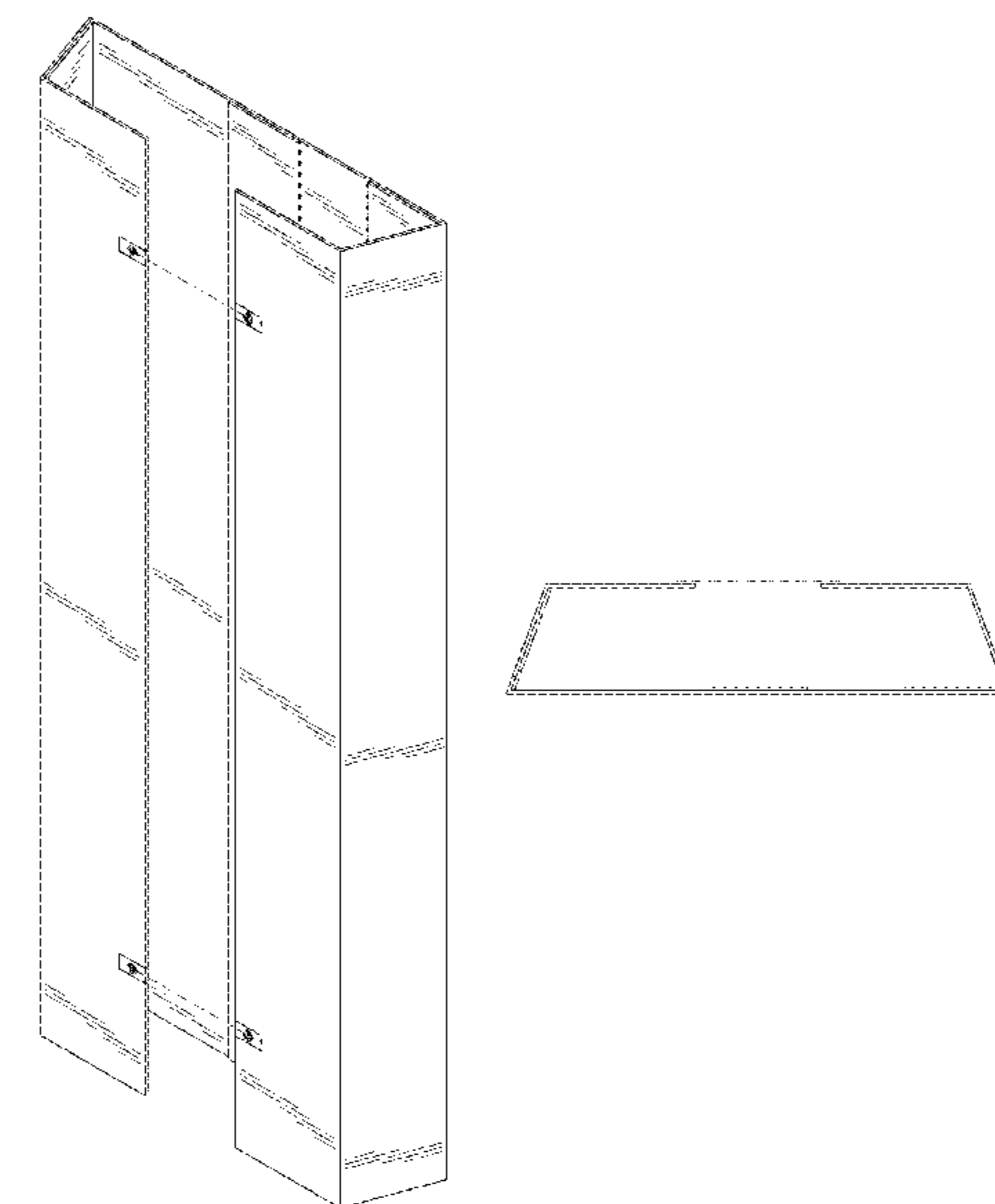
(57) **CLAIM**

The ornamental design for a protective enclosure for transporting an automobile tailgate, as shown and described.

DESCRIPTION

FIG. 1 is a front perspective view of a protective enclosure for transporting an automobile tailgate showing our new design;
 FIG. 2 is a front side view thereof;
 FIG. 3 is a left side view thereof, the right side view being identical thereof;
 FIG. 4 is a back side view thereof; and,
 FIG. 5 is a bottom side view thereof, the top side view being a mirror image thereof.
 The broken lines shown in the drawings depict a connector that form no part of the claimed design.

1 Claim, 4 Drawing Sheets



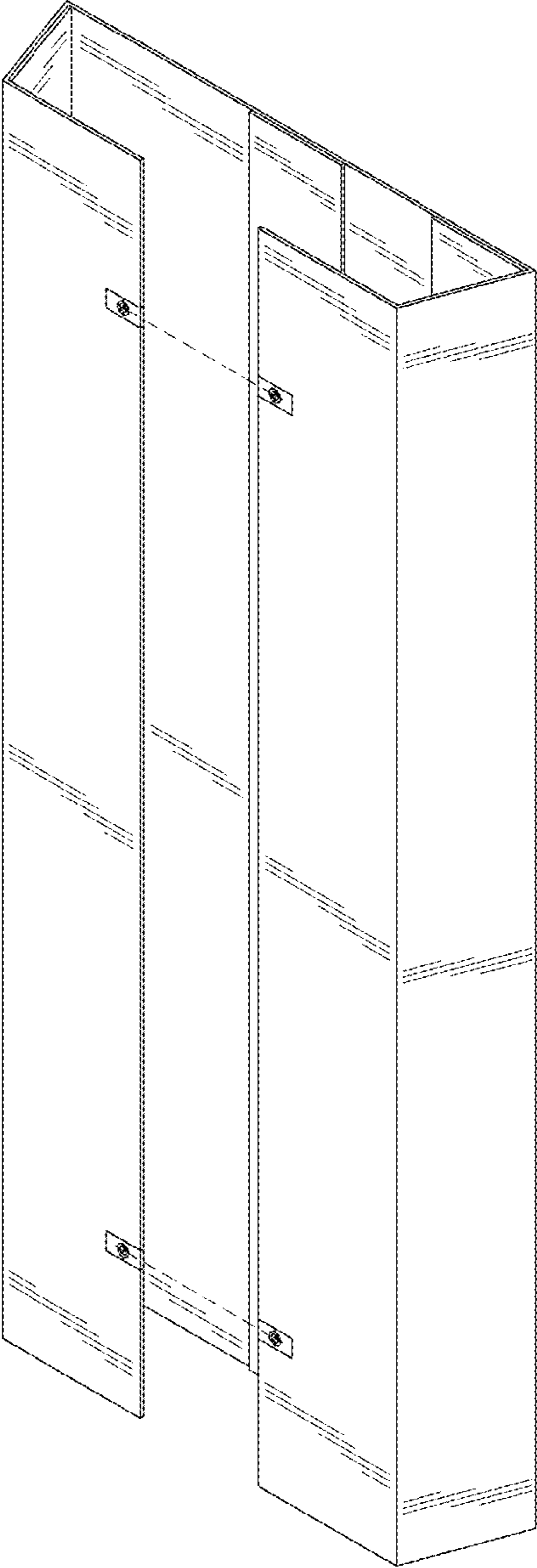


FIG. 1




FIG. 2




FIG. 3




FIG. 4

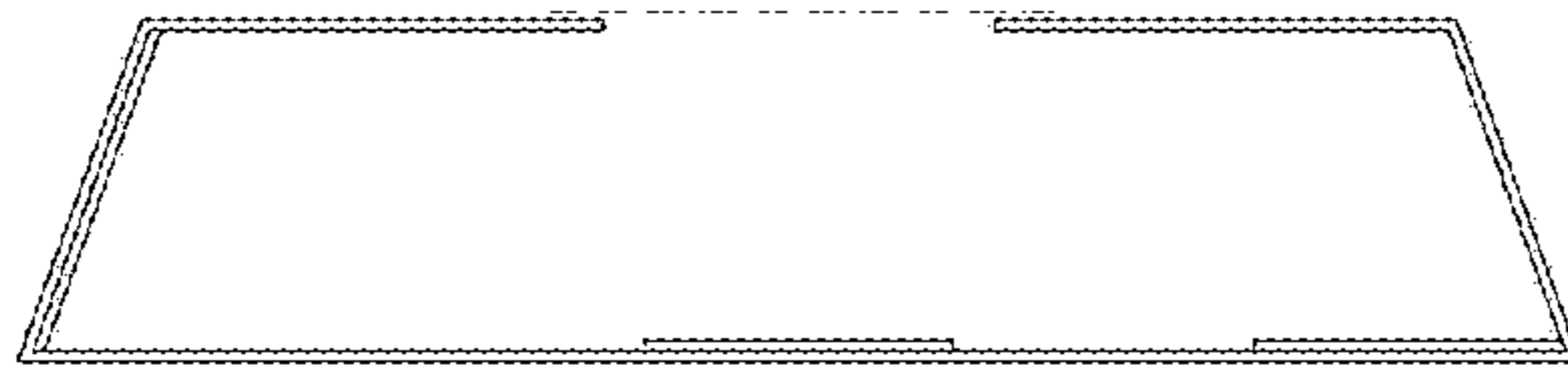


FIG. 5