



US00D854917S

(12) **United States Design Patent**  
**Amrein et al.**

(10) **Patent No.:** **US D854,917 S**  
(45) **Date of Patent:** **\*\* Jul. 30, 2019**

(54) **COLLAR**

(71) Applicant: **R and A Brackets**, Belton, MO (US)

(72) Inventors: **John T. Amrein**, Shawnee, KS (US);  
**David C. Rinaldi**, Belton, MO (US)

(\*\*) Term: **15 Years**

(21) Appl. No.: **29/595,110**

(22) Filed: **Feb. 24, 2017**

(51) **LOC (11) Cl.** ..... **08-08**

(52) **U.S. Cl.**

USPC ..... **D8/382**; D8/349

(58) **Field of Classification Search**

USPC ..... D8/14, 16, 18, 19, 349, 354, 371, 382,  
D8/373, 380; D23/269

CPC ..... G01F 11/006; G01F 15/00; G01F 15/16;  
G01F 15/063; G01F 15/065; G01F 15/18;  
G01D 11/245; G01D 4/002; G01D 11/30;  
F16B 2/20; F16B 21/18; Y02B 90/247;  
Y04S 20/50

See application file for complete search history.

(56) **References Cited**

**U.S. PATENT DOCUMENTS**

943,330	A *	12/1909	Yearke	.....	G01F 15/18 285/120.1
959,220	A *	5/1910	Hoefl	.....	B65D 51/243 215/226
1,383,597	A *	7/1921	Bruce	.....	G01F 15/18 211/35
1,557,376	A *	10/1925	Stevens	.....	G01F 15/18 285/30
1,946,342	A *	2/1934	Weymouth	.....	G01F 15/18 285/30
2,039,748	A *	5/1936	Stevens	.....	G01F 15/18 137/15.09

(Continued)

*Primary Examiner* — Sandra S Snapp

*Assistant Examiner* — Ieisha N Price

(74) *Attorney, Agent, or Firm* — Polsinelli PC; Adam C. Rehm

(57) **CLAIM**

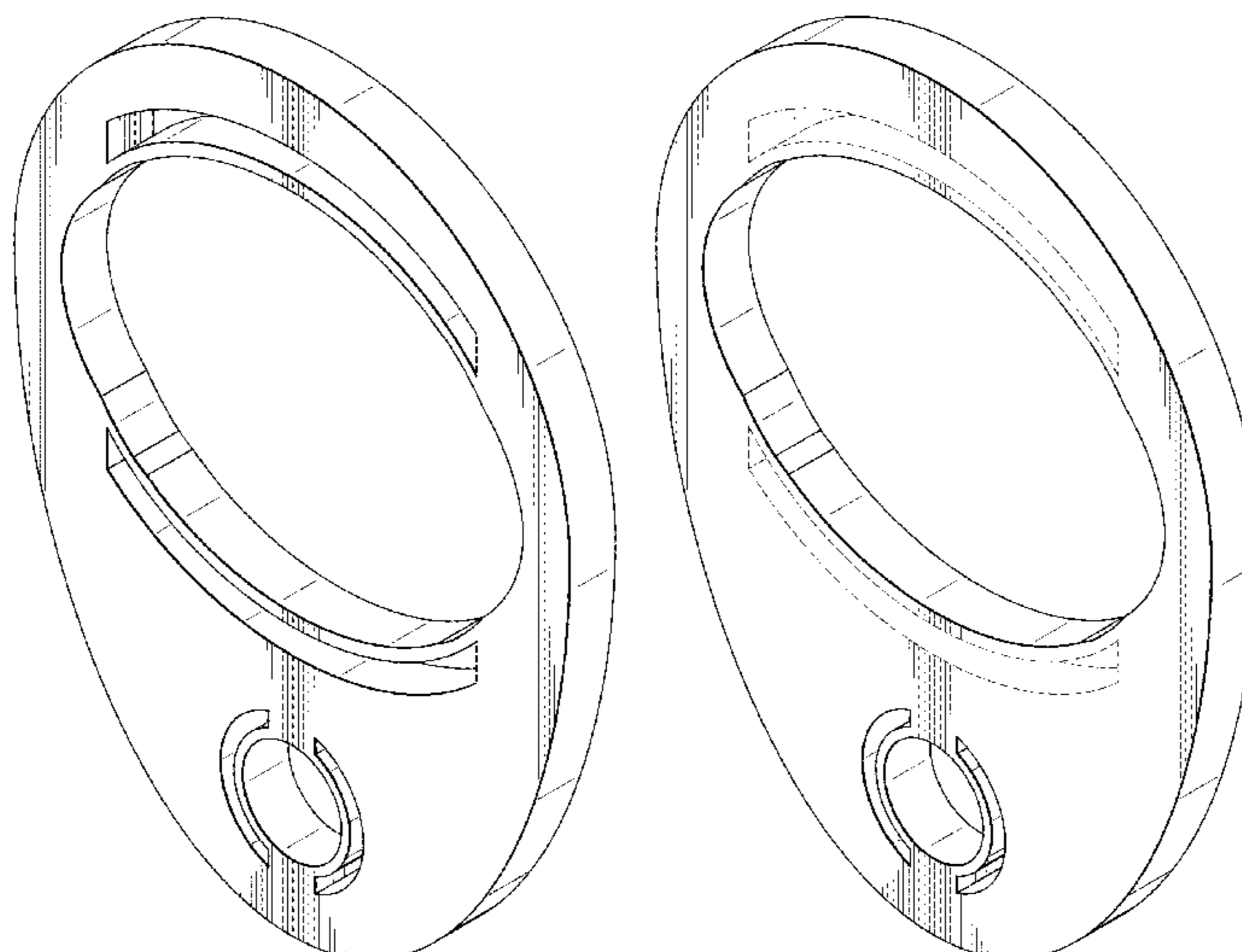
The ornamental design for a collar, as shown and described.

**DESCRIPTION**

FIG. 1 is a front perspective view of a collar according to the first embodiment of the new design;  
 FIG. 2 is a front elevation view thereof;  
 FIG. 3 is a rear elevation view thereof;  
 FIG. 4 is a right side elevation view thereof;  
 FIG. 5 is a left side elevation view thereof;  
 FIG. 6 is a top plan view thereof;  
 FIG. 7 is a bottom plan view thereof;  
 FIG. 8 is a bottom perspective view thereof;  
 FIG. 9 is a front perspective view of a collar according to the second embodiment of the new design;  
 FIG. 10 is a front elevation view thereof;  
 FIG. 11 is a rear elevation view thereof;  
 FIG. 12 is a right side elevation view thereof;  
 FIG. 13 is a left side elevation view thereof;  
 FIG. 14 is a top plan view thereof;  
 FIG. 15 is a bottom plan view thereof;  
 FIG. 16 is a bottom perspective view thereof;  
 FIG. 17 is a front perspective view of a collar according to the third embodiment of the new design;  
 FIG. 18 is a front elevation view thereof;  
 FIG. 19 is a rear elevation view thereof;  
 FIG. 20 is a right side elevation view thereof;  
 FIG. 21 is a left side elevation view thereof;  
 FIG. 22 is a top plan view thereof;  
 FIG. 23 is a bottom plan view thereof; and,  
 FIG. 24 is a bottom perspective view thereof.

Various embodiments of the collar are foreseen, which are disclosed and described using solid lines and broken lines, the broken lines forming no part of the claimed design.

**1 Claim, 18 Drawing Sheets**



(56)

References Cited

U.S. PATENT DOCUMENTS

D118,822 S \* 2/1940 Kaufman ..... D8/371  
 3,386,473 A \* 6/1968 Driscoll ..... F16K 11/0833  
 137/599.13  
 3,865,338 A \* 2/1975 Campbell ..... G01F 15/18  
 248/245  
 D243,655 S \* 3/1977 Matousek ..... D8/354  
 D249,326 S \* 9/1978 Johanson ..... D8/356  
 4,172,521 A \* 10/1979 Eubanks ..... D05C 1/065  
 206/388  
 D284,349 S \* 6/1986 Wallace ..... D8/373  
 D293,297 S \* 12/1987 Wood ..... D8/371  
 D335,441 S \* 5/1993 Fraker ..... D8/369  
 D339,814 S \* 9/1993 Pepper ..... D15/138  
 D345,296 S \* 3/1994 Thomas ..... D8/356  
 D357,400 S \* 4/1995 Sachs ..... D8/354  
 D397,927 S \* 9/1998 Roy ..... D8/373  
 D410,109 S \* 5/1999 Van Keppel ..... D27/195  
 D418,393 S \* 1/2000 Proctor ..... D8/354  
 D434,306 S \* 11/2000 Brown ..... D8/373  
 D440,135 S \* 4/2001 Vaught ..... D3/208  
 6,857,664 B2 \* 2/2005 Ohlsson ..... F16L 37/0982  
 285/319

D559,658 S \* 1/2008 Wohlford ..... D8/354  
 D563,770 S \* 3/2008 Payne, Jr. .... D8/354  
 D622,562 S \* 8/2010 Knapton ..... D3/210  
 8,011,628 B1 \* 9/2011 Suddeth ..... H01Q 1/2233  
 248/200  
 D691,438 S \* 10/2013 Appleby ..... D8/40  
 D713,240 S \* 9/2014 Chance ..... D8/356  
 D715,610 S \* 10/2014 Almsberger ..... D8/18  
 D740,647 S \* 10/2015 DeCosta ..... D16/242  
 D756,782 S \* 5/2016 Kennedy ..... D9/414  
 D759,465 S \* 6/2016 Reed ..... D8/354  
 D791,060 S \* 7/2017 Bartish ..... D12/400  
 D824,748 S \* 8/2018 Needel ..... D8/354  
 D830,157 S \* 10/2018 Kreinbrink ..... D8/373  
 2003/0230689 A1 \* 12/2003 Palfenier ..... F16B 2/20  
 248/309.1  
 2004/0069914 A1 \* 4/2004 Palfenier ..... G01D 11/245  
 248/200  
 2008/0169392 A1 \* 7/2008 McClure ..... G01D 4/002  
 248/226.11  
 2012/0211615 A1 \* 8/2012 Rinaldi ..... G01F 15/063  
 248/213.2  
 2017/0328938 A1 \* 11/2017 Mathis ..... G01D 4/00

\* cited by examiner

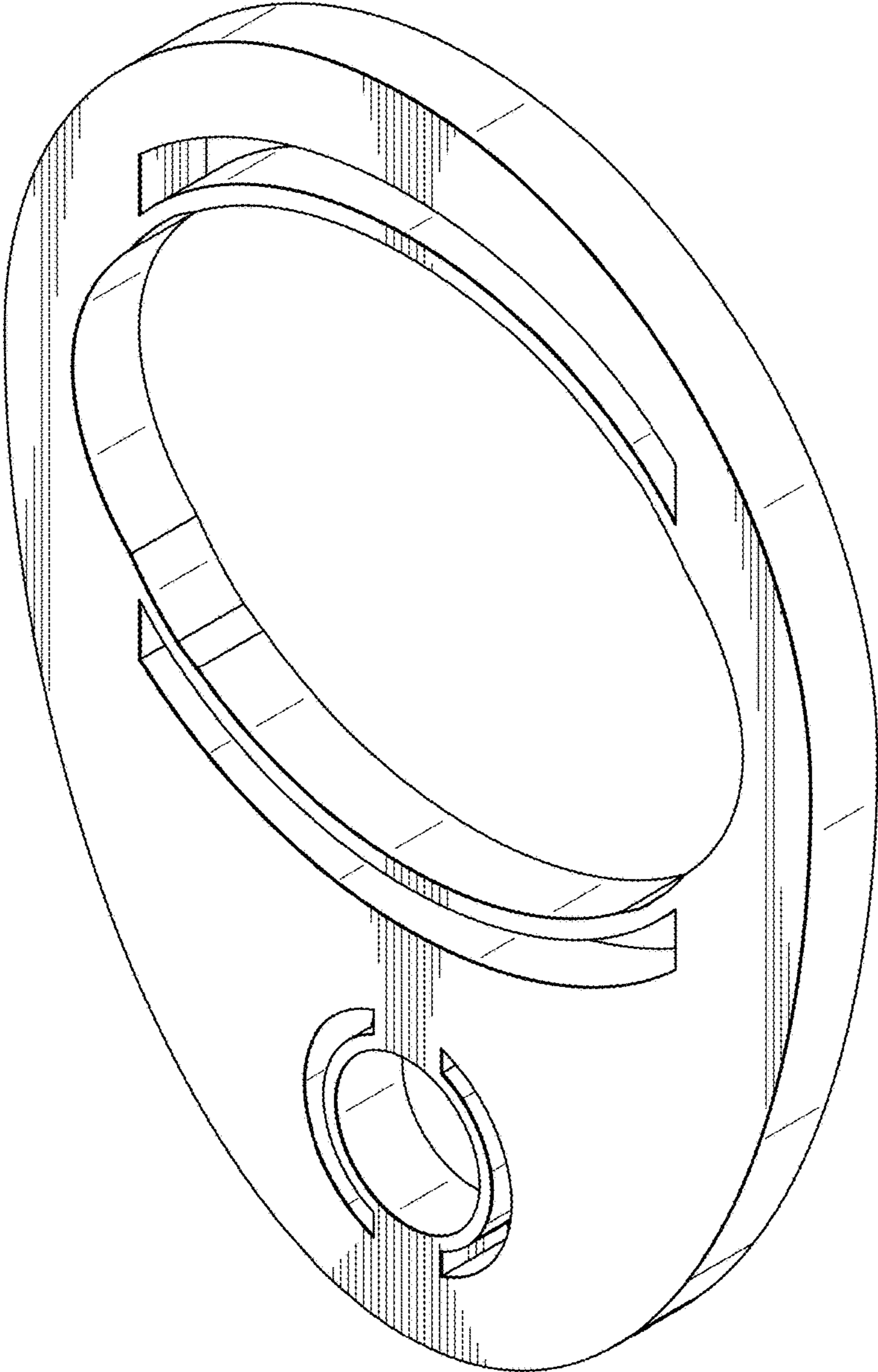


FIG. 1

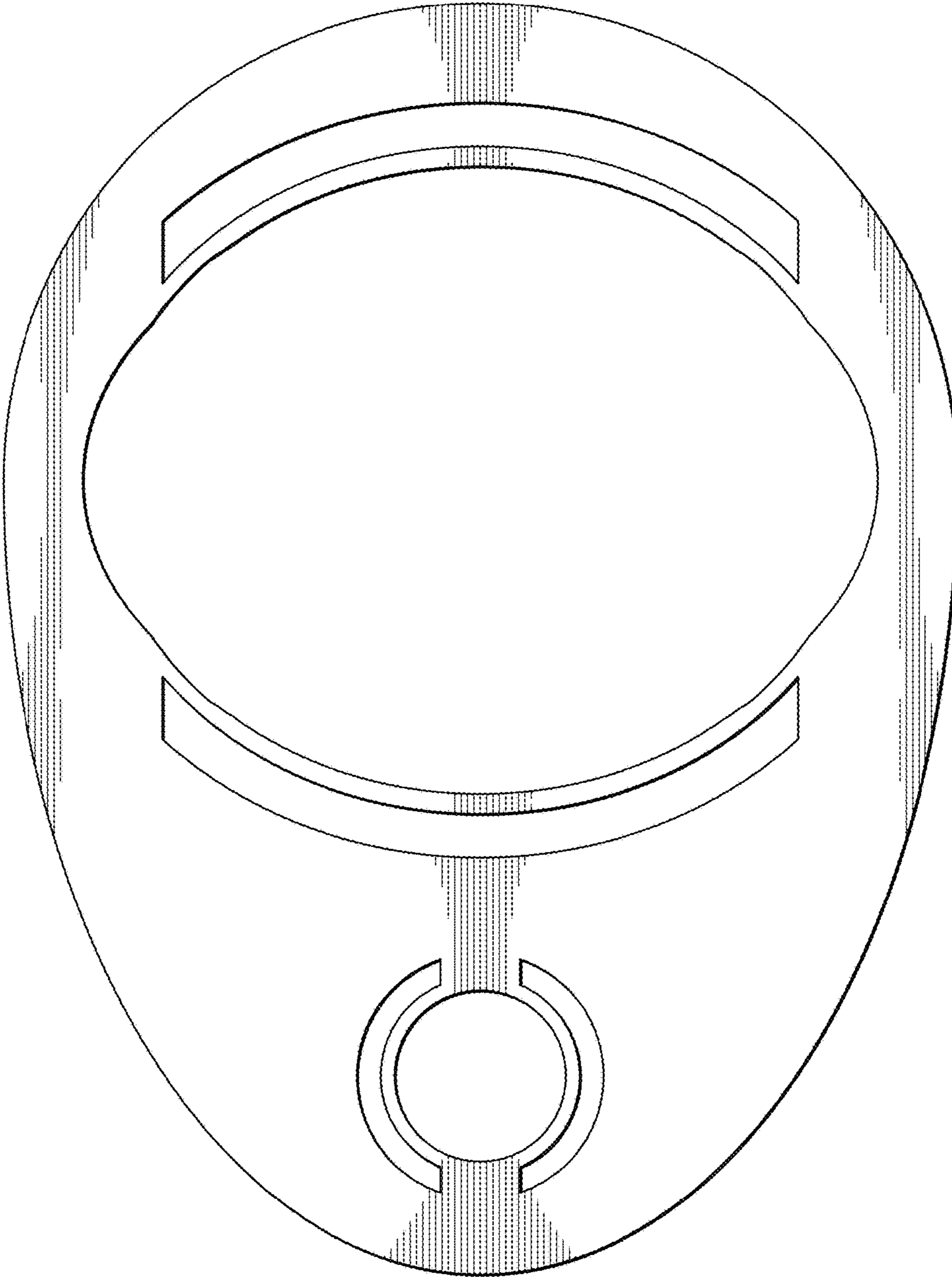


FIG. 2



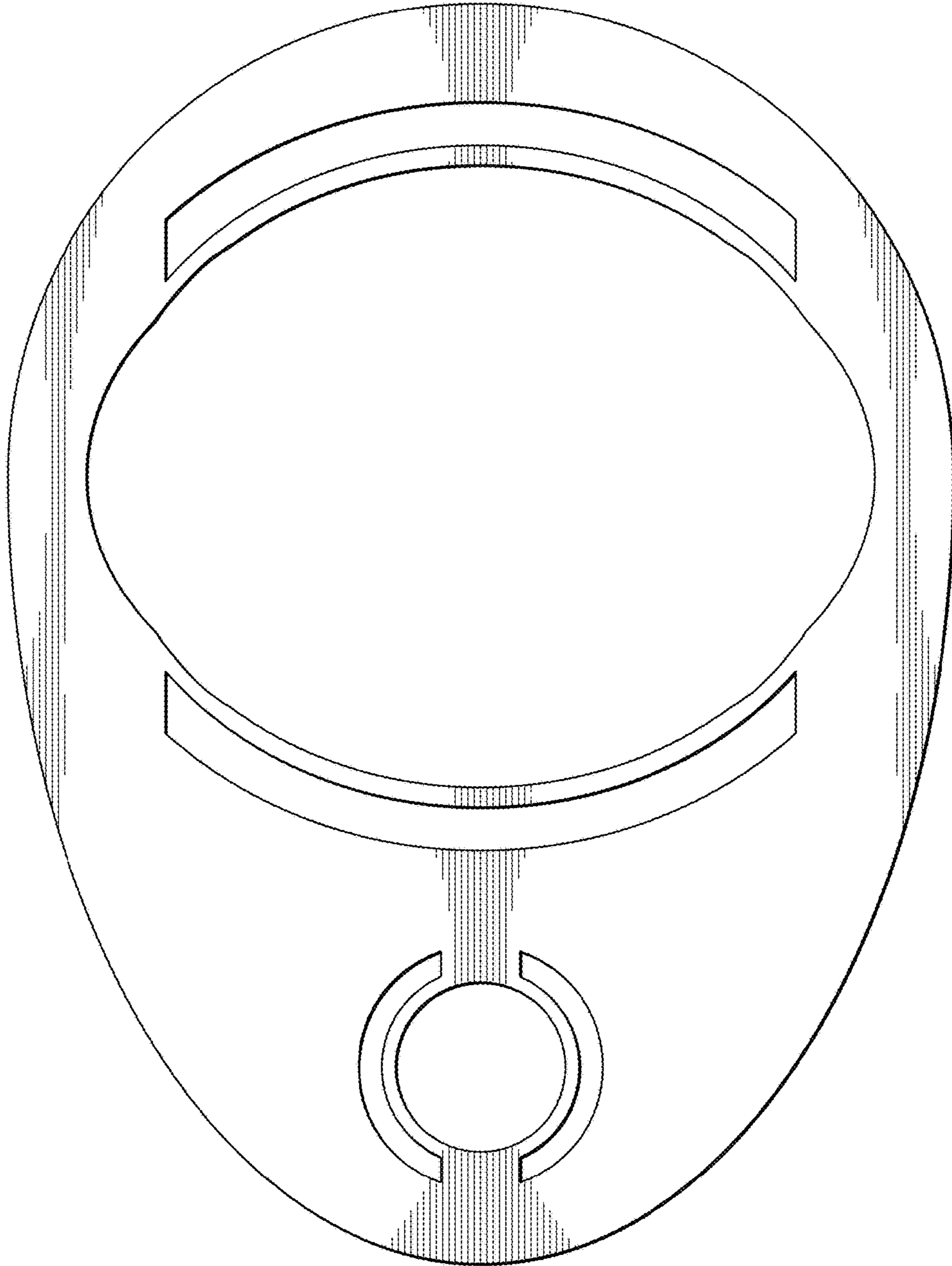


FIG. 3



FIG. 4




FIG. 5



FIG. 6



FIG. 7

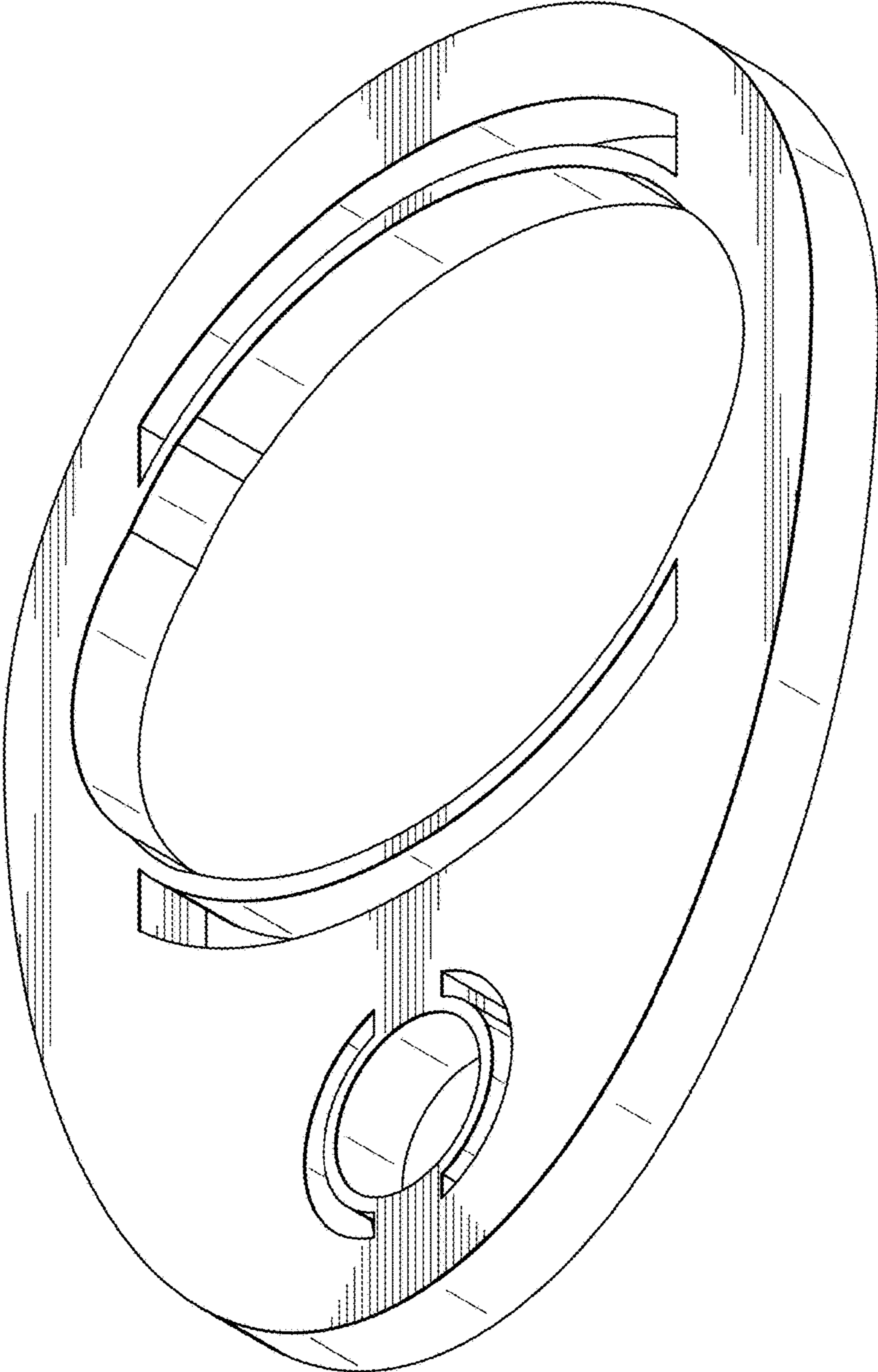


FIG. 8



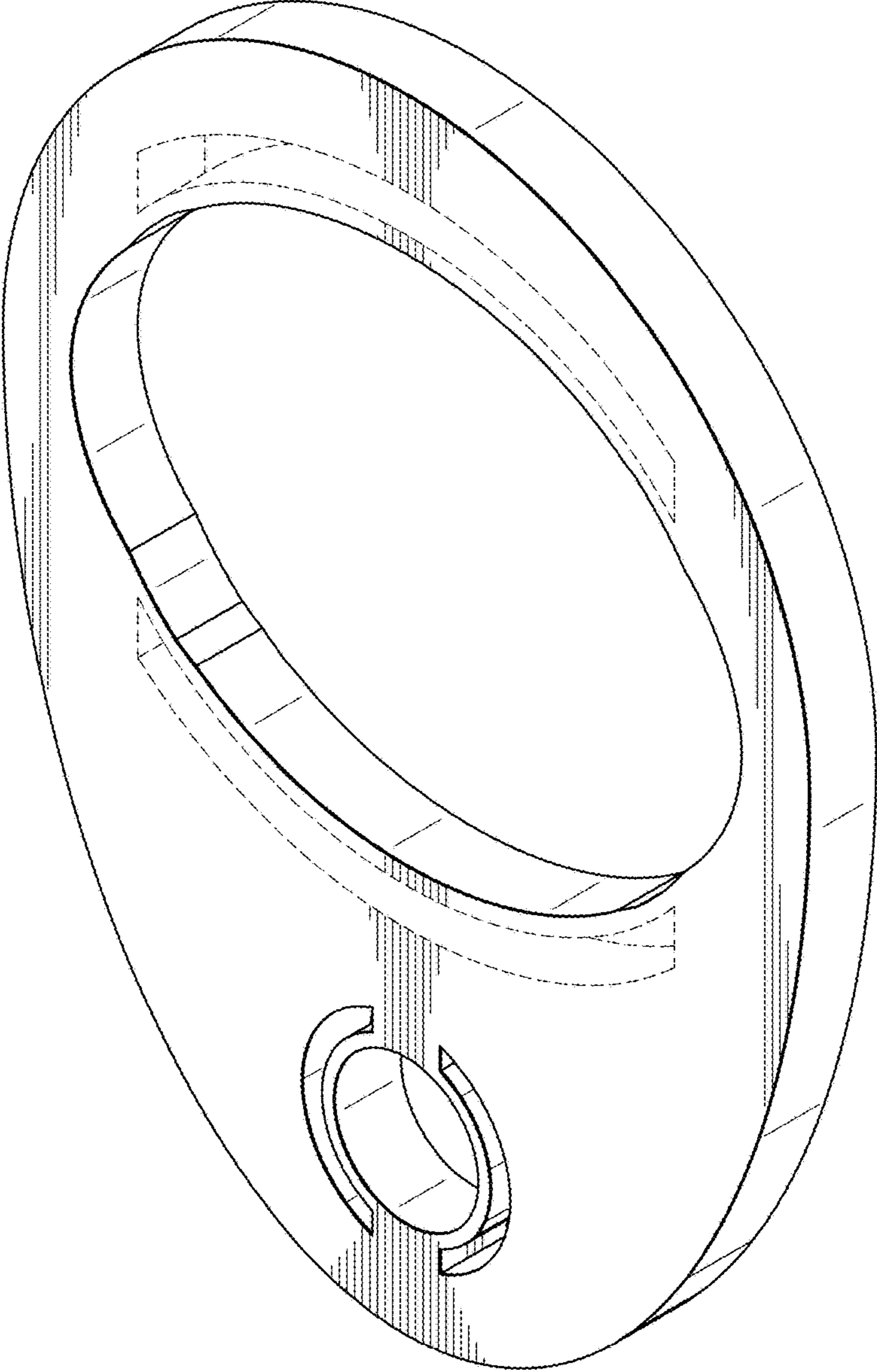


FIG. 9

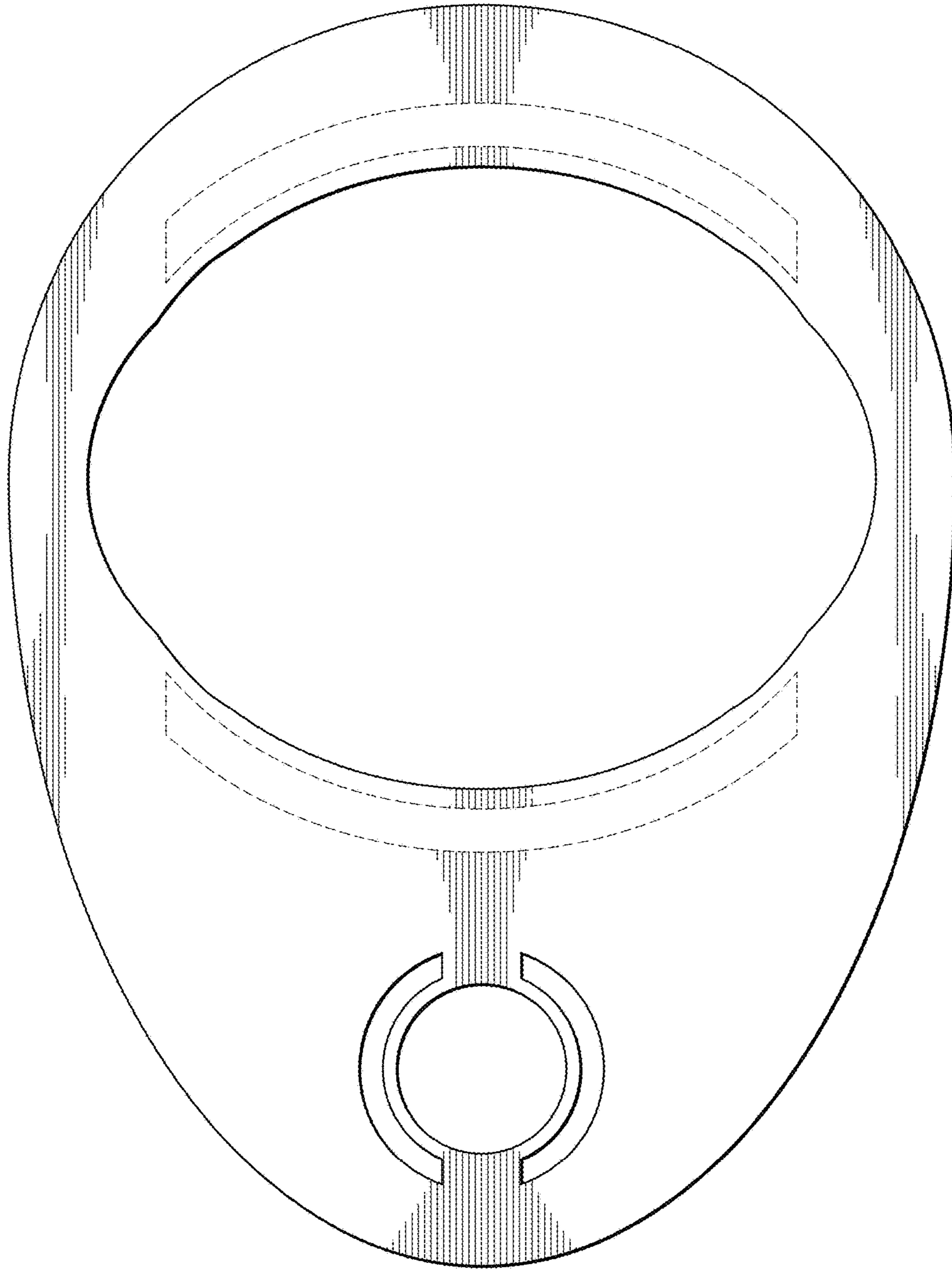


FIG. 10

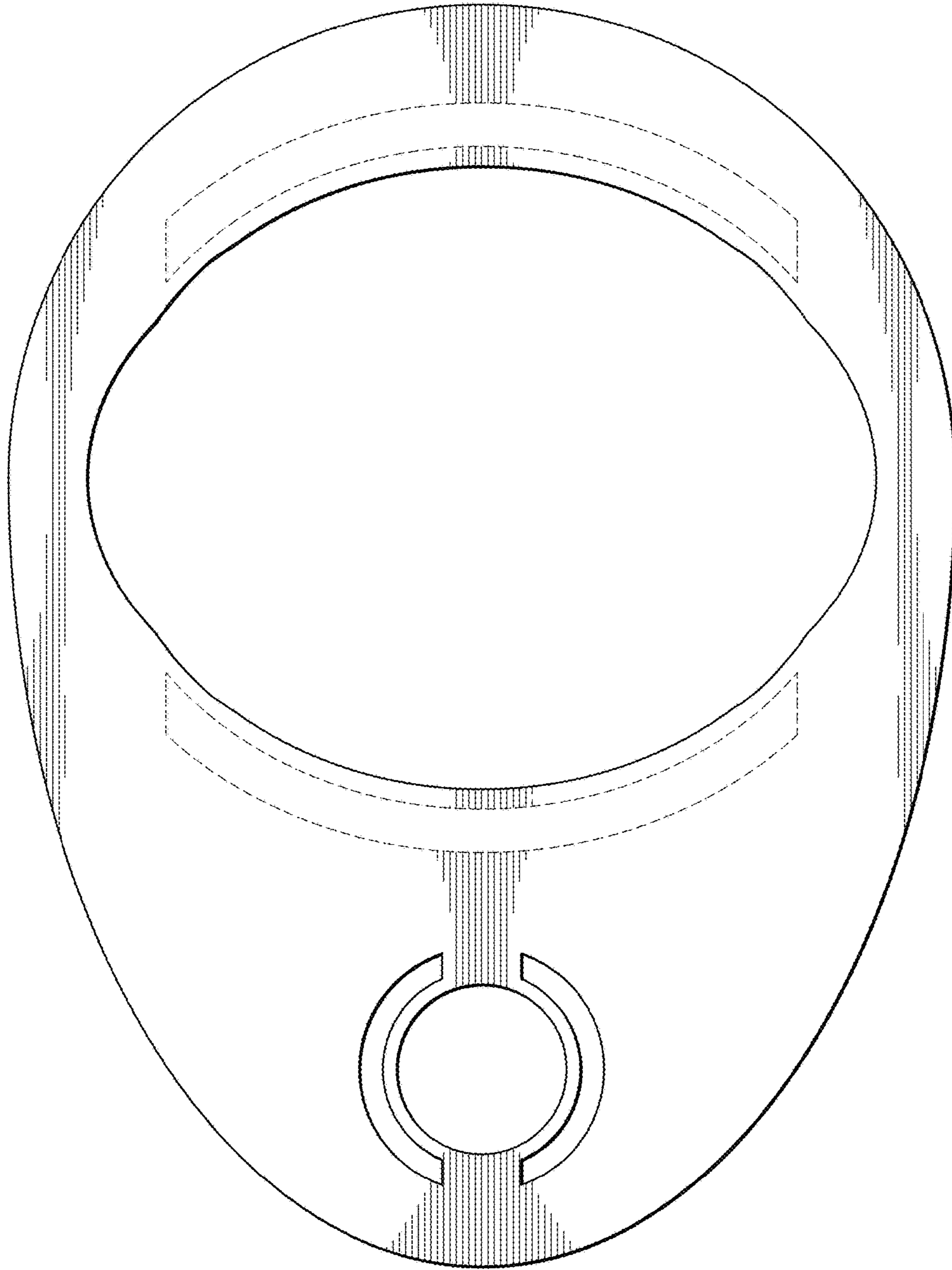


FIG. 11



FIG. 12



FIG. 13



FIG. 14



FIG. 15



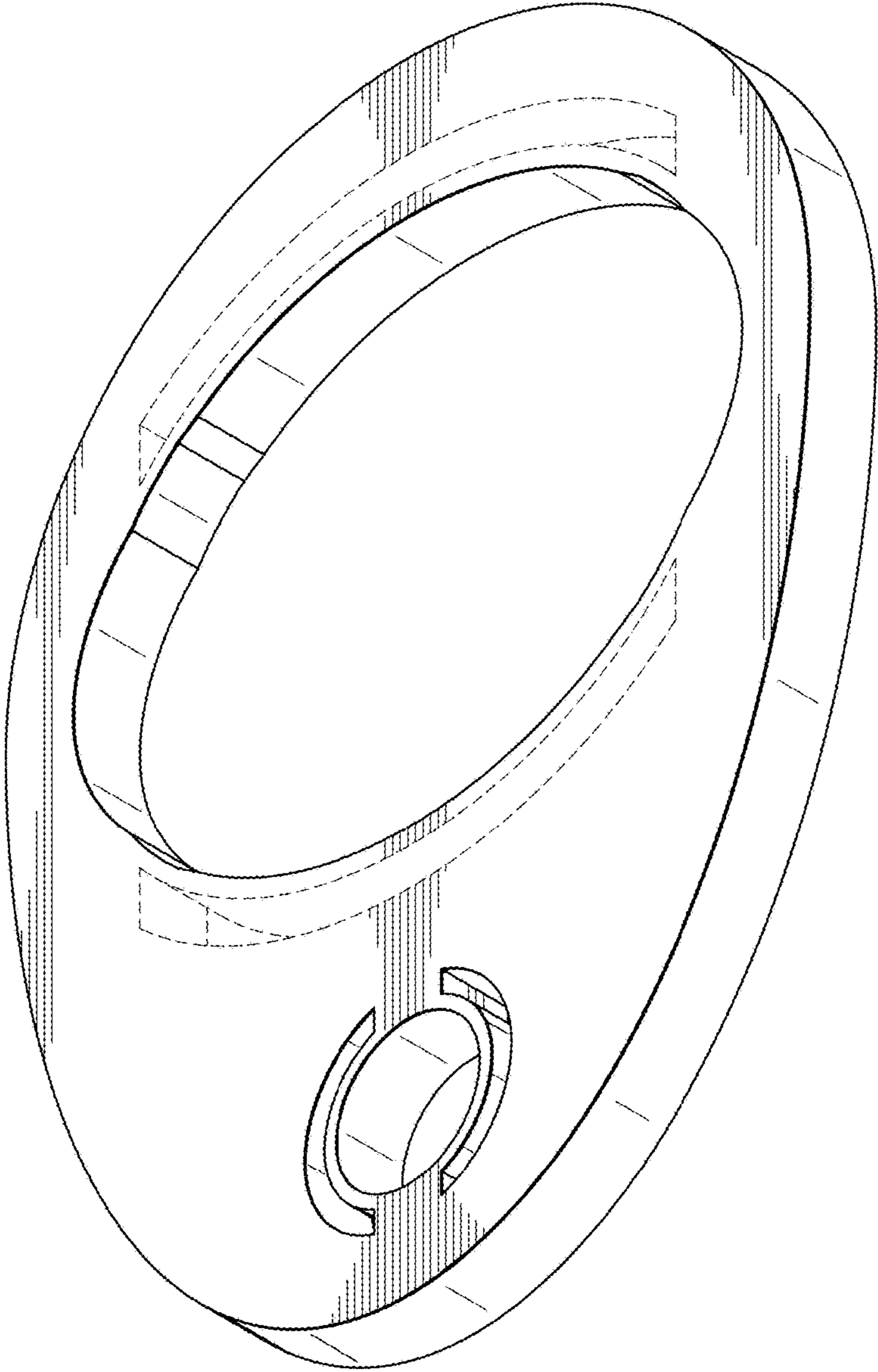


FIG. 16

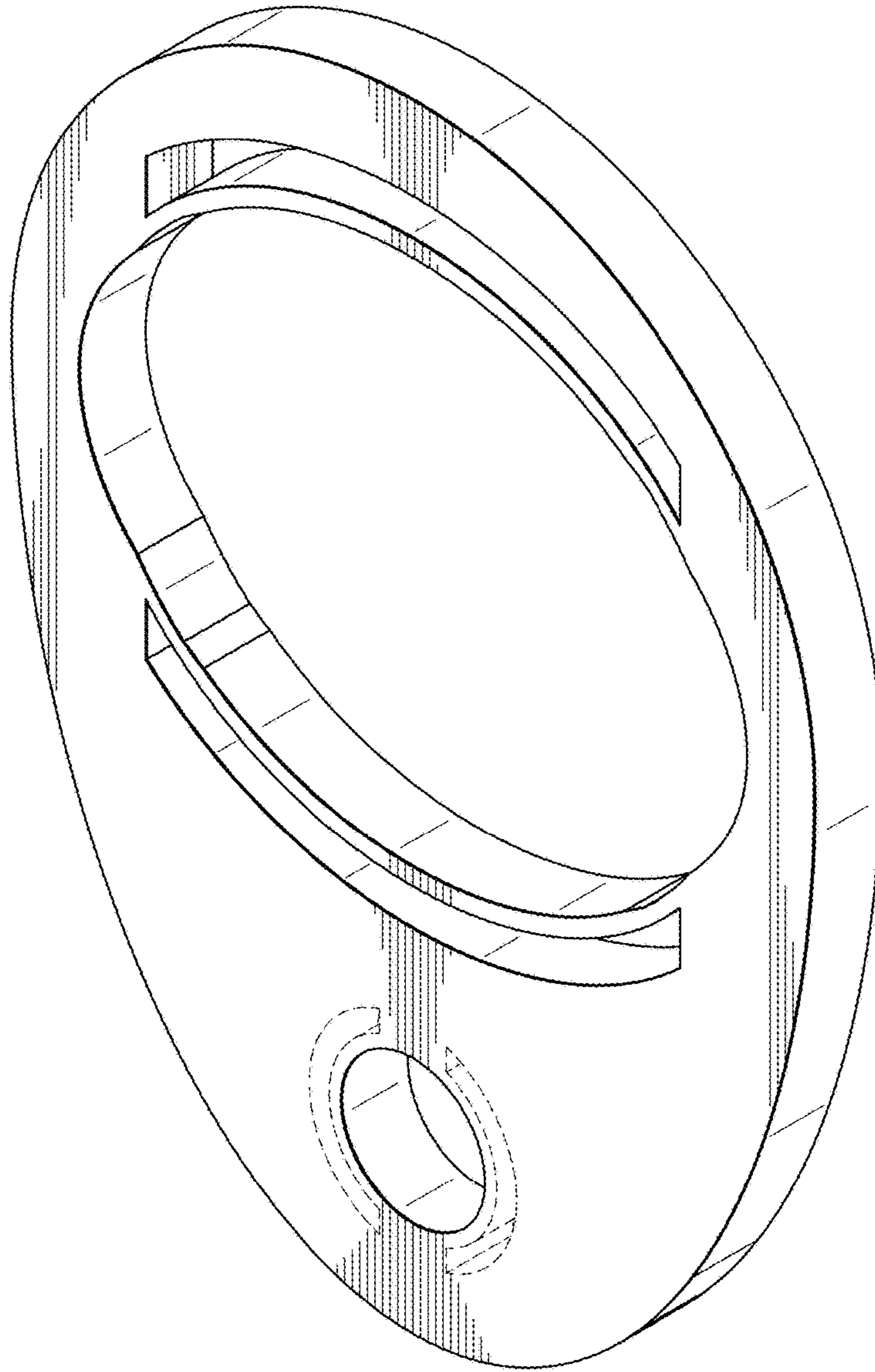


FIG. 17

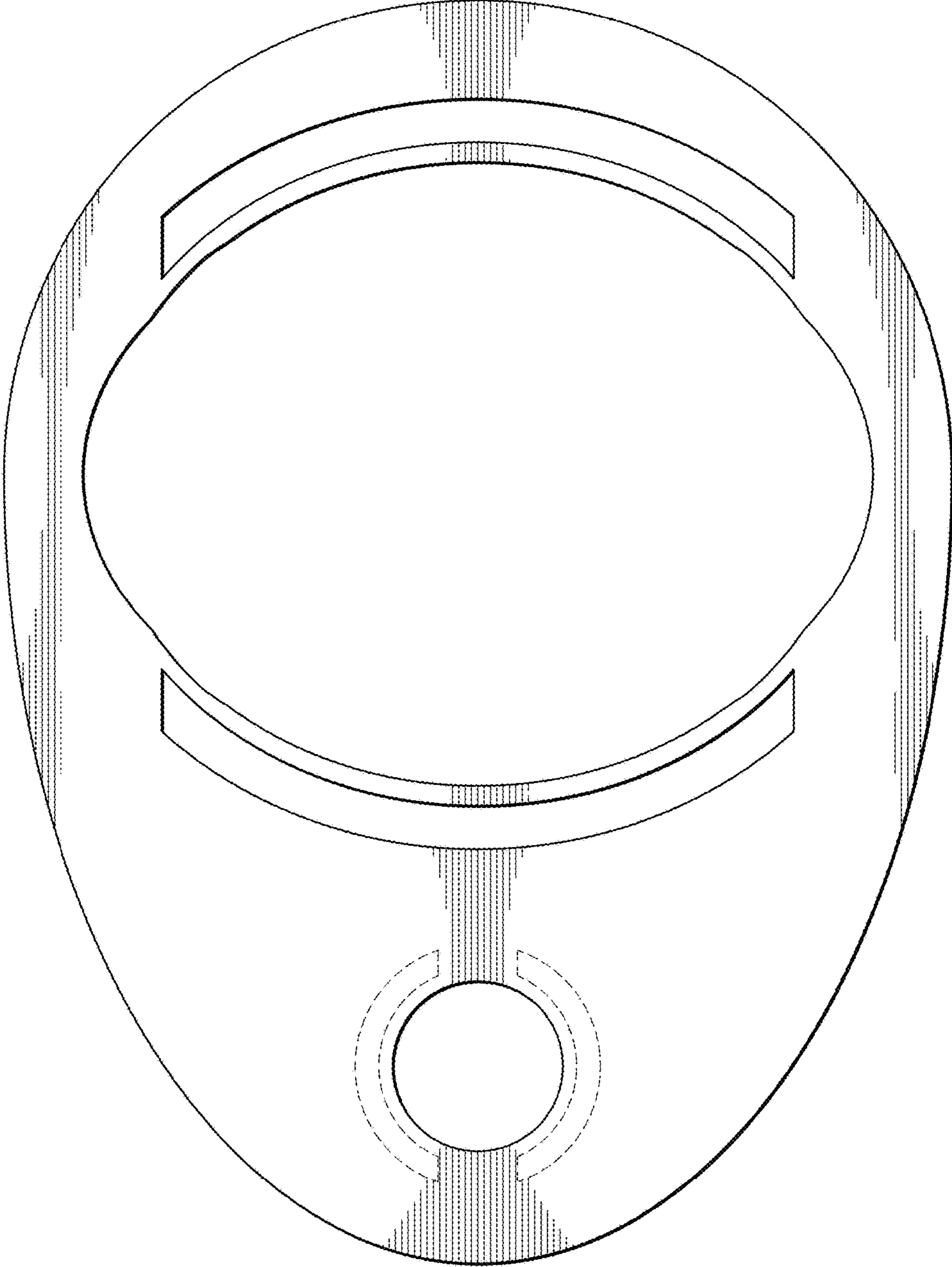


FIG. 18

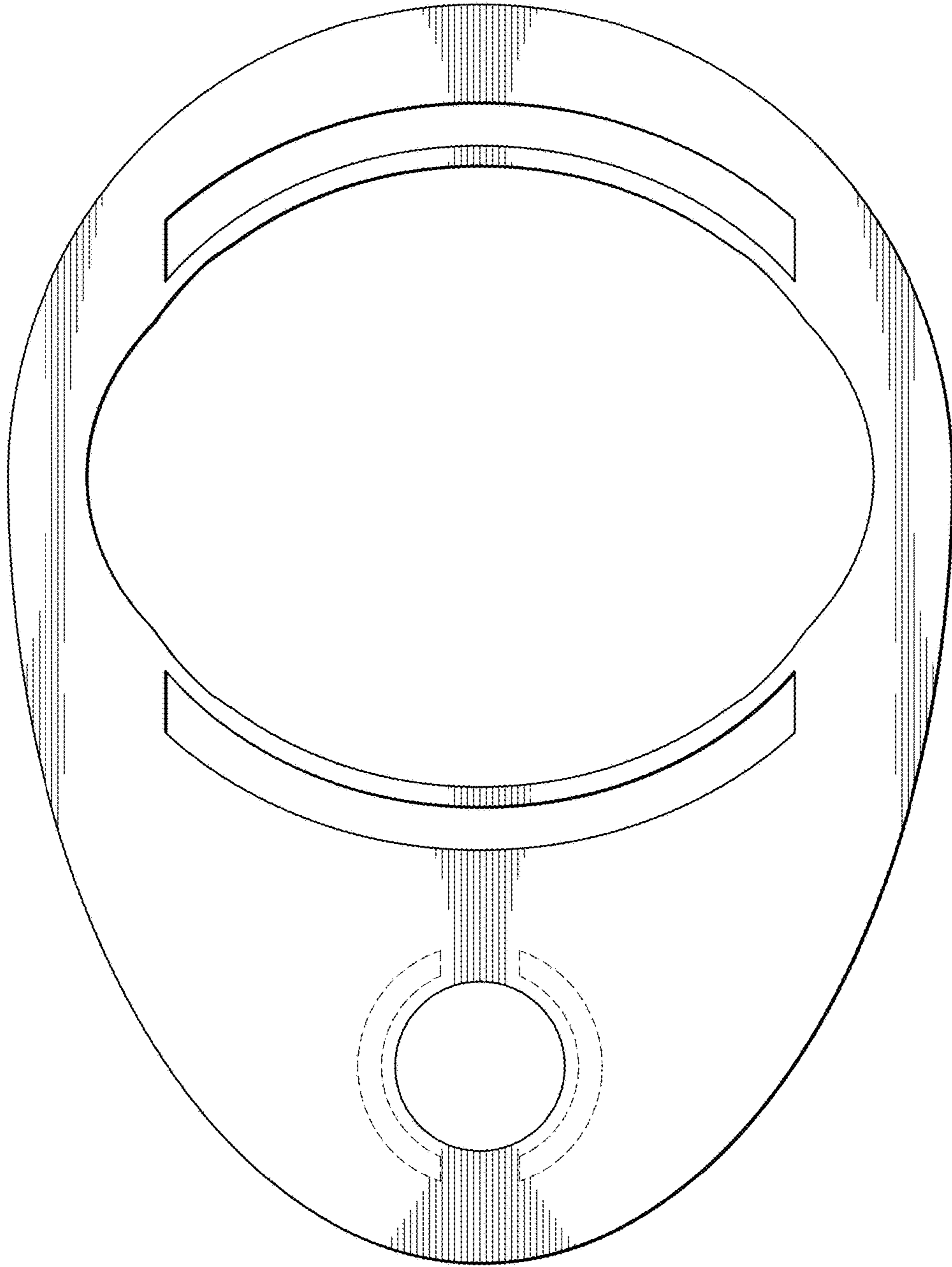


FIG. 19



FIG. 20



FIG. 21





FIG. 22



FIG. 23

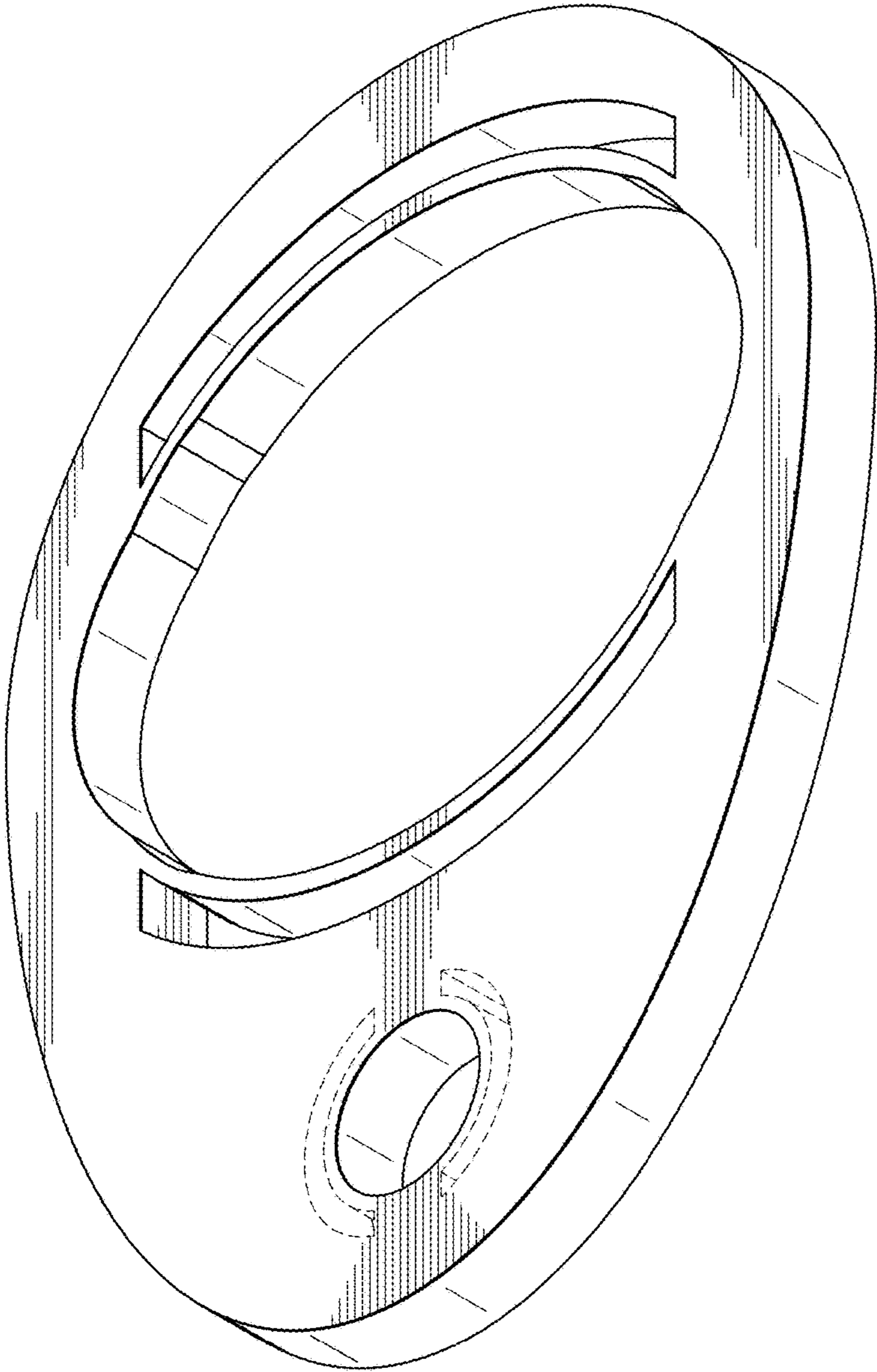


FIG. 24