



US00D854909S

(12) **United States Design Patent** (10) **Patent No.:** **US D854,909 S**
Wells et al. (45) **Date of Patent:** **** Jul. 30, 2019**

- (54) **HANDLE**
- (71) Applicant: **NOVA WILDCAT AMEROCK, LLC**,
Mooreville, NC (US)
- (72) Inventors: **Peter C. Wells**, Huntersville, NC (US);
Thomas E. Vincent, Davidson, NC
(US)
- (73) Assignee: **Nova Wildcat Amerock, LLC**,
Huntersville, NC (US)
- (**) Term: **15 Years**
- (21) Appl. No.: **29/663,720**
- (22) Filed: **Sep. 18, 2018**

D335,811 S *	5/1993	Bengtson	D23/250
D451,362 S *	12/2001	Dewald	D8/307
D492,530 S *	7/2004	Chen	D6/549
D612,703 S *	3/2010	Hanes	D8/307
D613,823 S *	4/2010	Sofield	D23/250
D661,966 S *	6/2012	Han	D8/307
D662,388 S *	6/2012	Han	D8/307
D675,078 S *	1/2013	Matijevic	D8/307
D680,407 S *	4/2013	Ramsland	D8/307
D680,409 S *	4/2013	Han	D8/307
D680,413 S *	4/2013	Ramsland	D8/316
D680,848 S *	4/2013	Jou	D8/305
D717,141 S *	11/2014	Kittelburger	D8/14
D718,111 S *	11/2014	Han	D8/307
D724,410 S *	3/2015	Han	D8/307
D772,684 S *	11/2016	Zimmer	D8/307
D787,296 S *	5/2017	Zimmer	D8/307
D791,566 S *	7/2017	Howell	D8/302
D802,211 S *	11/2017	Michaels	D28/17

* cited by examiner

Related U.S. Application Data

- (62) Division of application No. 29/613,123, filed on Aug. 8, 2017.
- (51) **LOC (11) Cl.** **08-06**
- (52) **U.S. Cl.**
USPC **D8/315**; D8/300; D8/307
- (58) **Field of Classification Search**
USPC D8/300, 302, 305, 311-321; 16/11 R,
16/111 R, 124
CPC Y10T 16/469; Y10T 16/44; Y10T 16/458;
Y10T 16/498; Y10T 16/476; Y10T
16/459; Y10T 16/466; Y10T 16/4713;
Y10T 16/4644; Y10T 16/513; Y10T
16/509; Y10T 16/473; Y10T 16/462;
Y10T 16/4701
See application file for complete search history.

Primary Examiner — Janice Hallmark
Assistant Examiner — Harold E Blackwell, II
 (74) *Attorney, Agent, or Firm* — Reed Smith LLP;
 Matthew P. Frederick; Ryan P. Cox

(57) **CLAIM**

The ornamental design for a handle, as shown.

DESCRIPTION

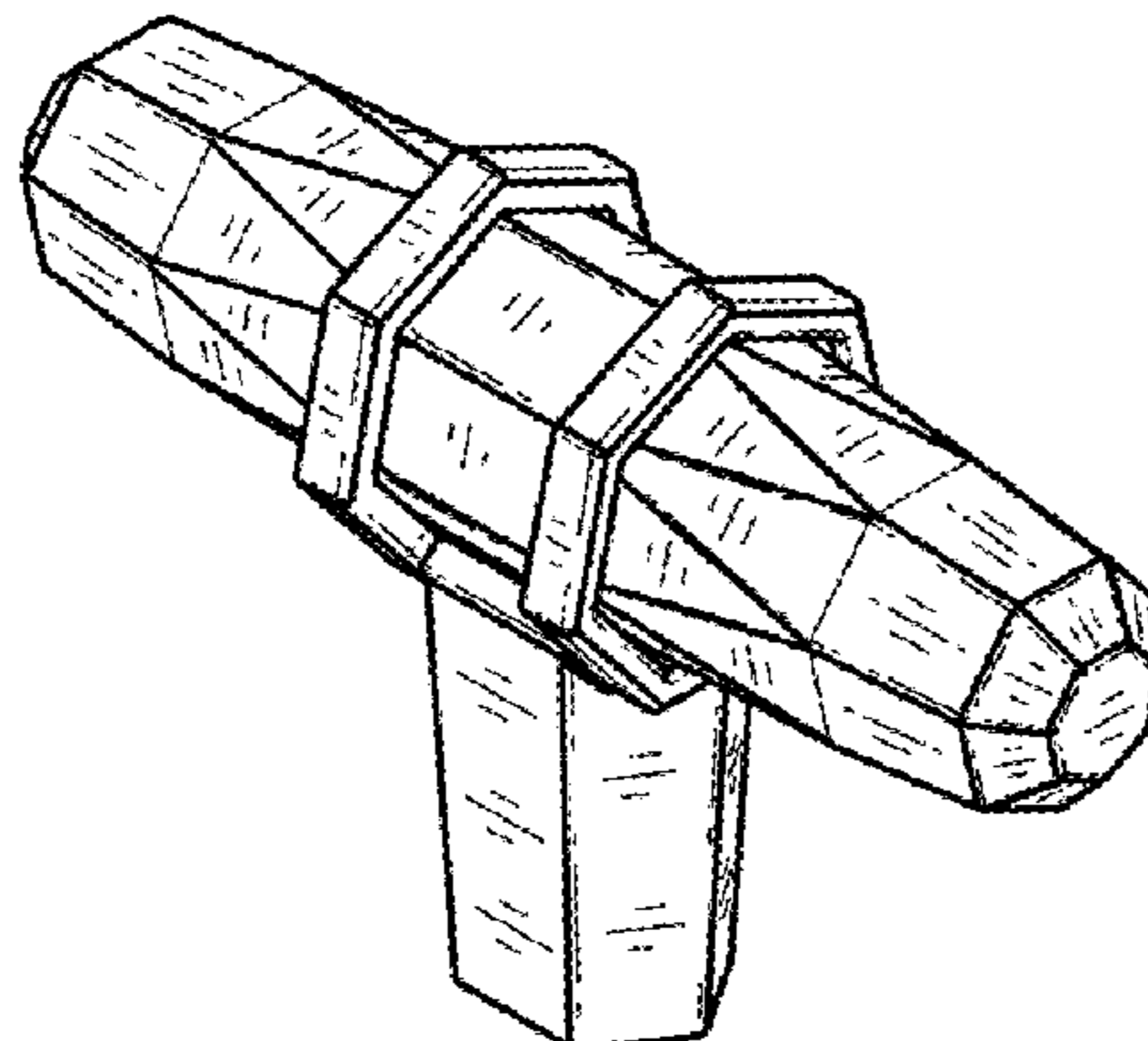
FIG. 1 is a perspective view of a handle in accordance with our new design;
 FIG. 2 is a top plan view thereof;
 FIG. 3 is a side elevation view thereof, the opposing side being a mirror image thereof
 FIG. 4 is an end elevation view thereof, the opposing end being a mirror image thereof; and,
 FIG. 5 is a bottom plan view thereof.
 The broken lines in the figures illustrate environmental structure only and form no part of the claimed design.

(56) **References Cited**

U.S. PATENT DOCUMENTS

D296,815 S *	7/1988	Jans	D23/252
D322,839 S *	12/1991	Kohler, Jr.	D23/254

1 Claim, 1 Drawing Sheet



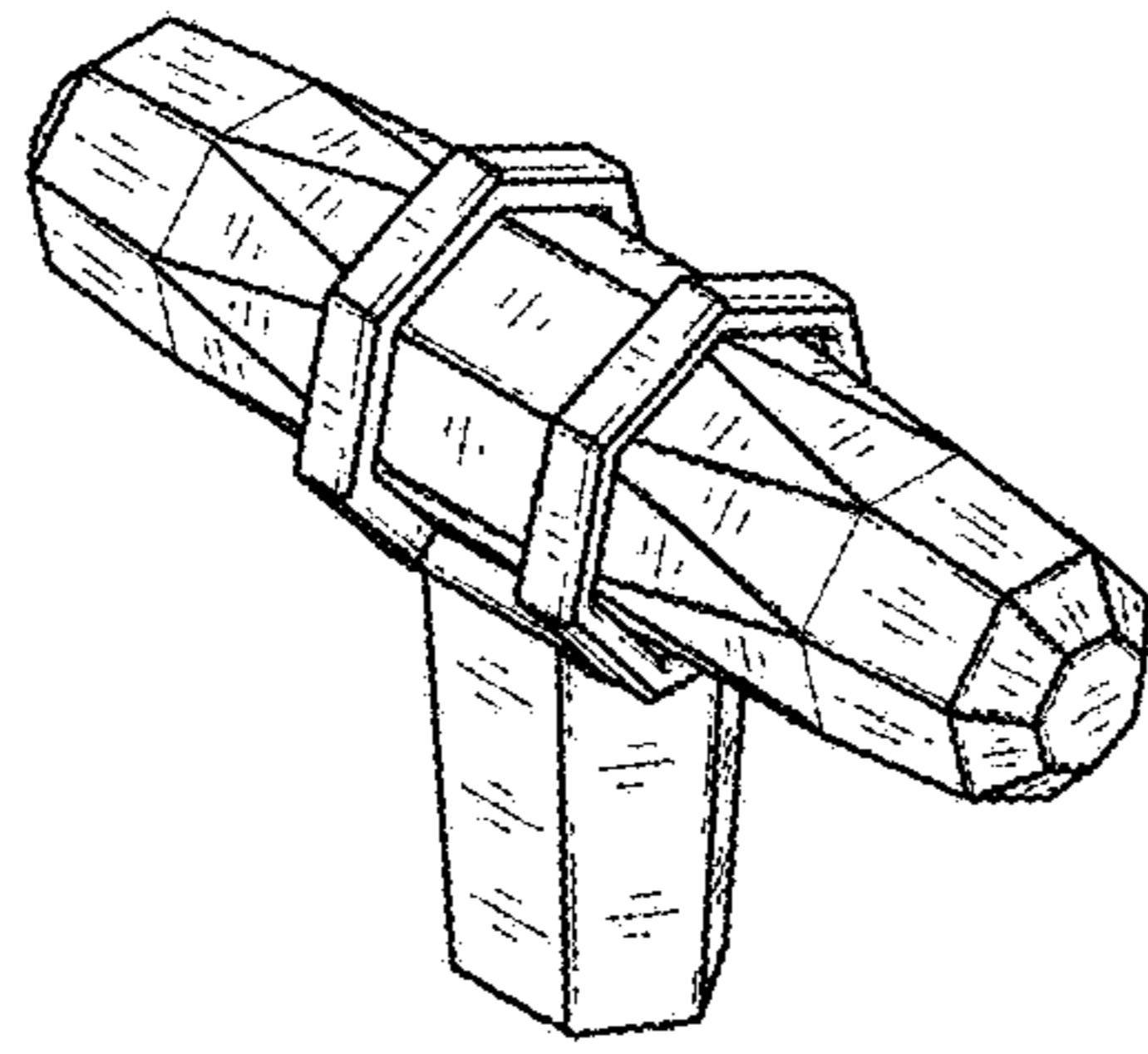


Fig. 1

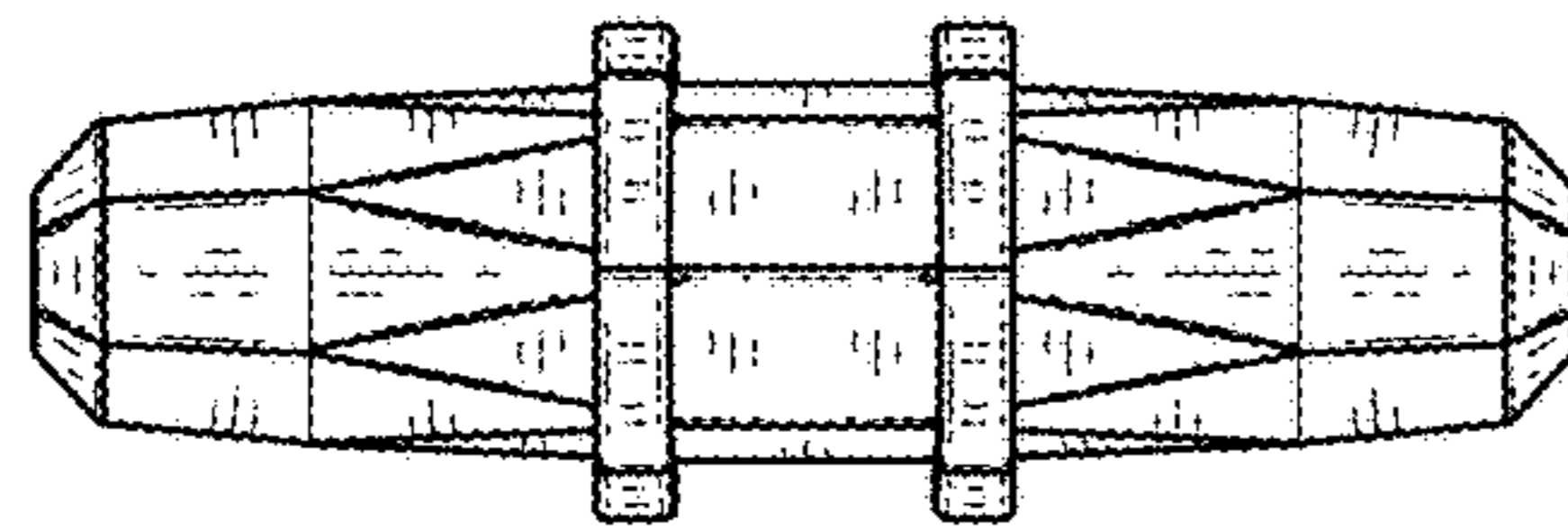


Fig. 2

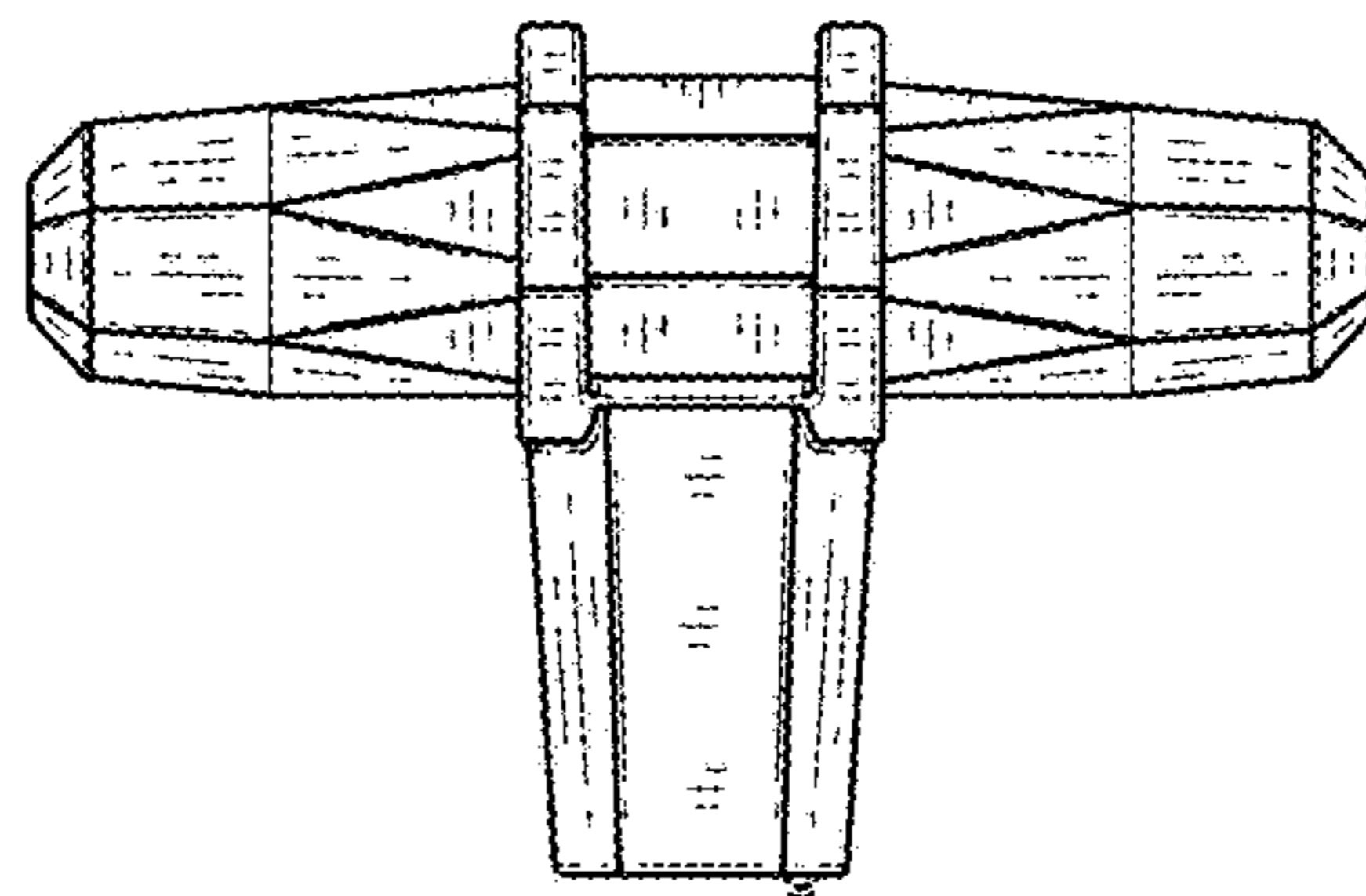


Fig. 3

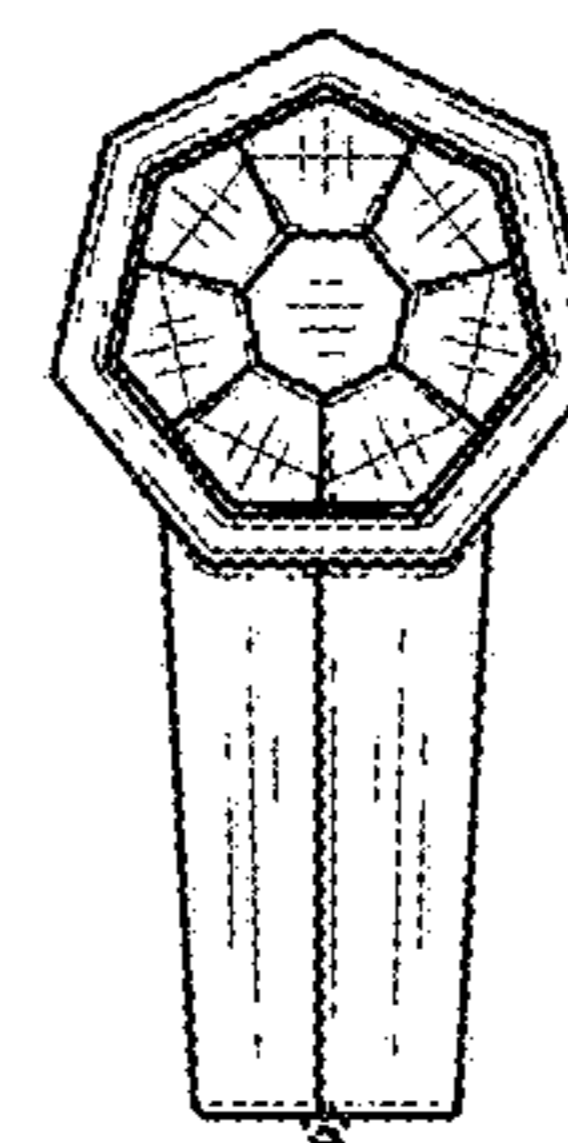


Fig. 4

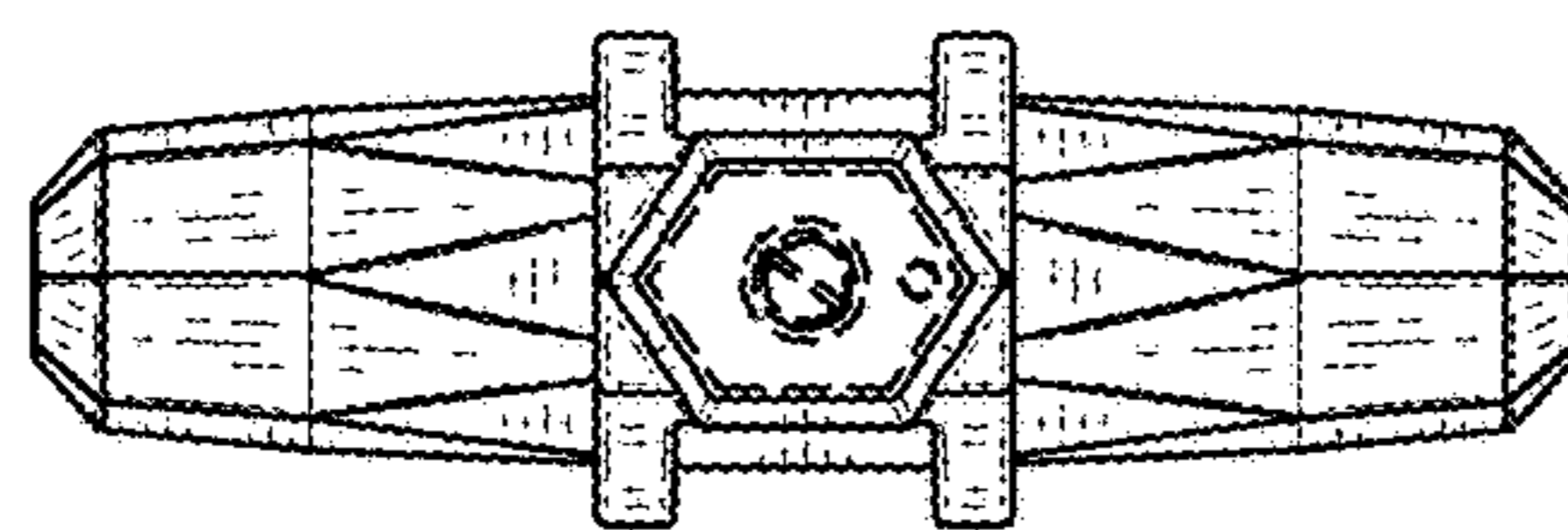


Fig. 5