

US00D854904S

(12) **United States Design Patent** (10) **Patent No.:** **US D854,904 S**  
**Nelson** (45) **Date of Patent:** **\*\* Jul. 30, 2019**

(54) **STRIKING TOOL HEAD**  
(71) Applicant: **Home Depot Product Authority, LLC**,  
Atlanta, GA (US)  
(72) Inventor: **Michael R. Nelson**, Peachtree City, GA  
(US)  
(73) Assignee: **Home Depot Product Authority, LLC**,  
Atlanta, GA (US)

5,701,675 A 12/1997 Hall  
D402,874 S 12/1998 Hall  
D440,834 S 4/2001 Khachatoorian  
D440,835 S 4/2001 Khachatoorian  
D441,262 S 5/2001 Khachatoorian  
D519,813 S 5/2006 Hung  
D533,759 S 12/2006 Hopper, Jr.  
D583,641 S 12/2008 Fortier  
D594,727 S 6/2009 Fortier  
D613,722 S \* 4/2010 Kaneta ..... D14/138 G  
D770,257 S 11/2016 Stokes  
(Continued)

(\*\*) Term: **15 Years**

(21) Appl. No.: **29/631,486**

(22) Filed: **Dec. 29, 2017**

**Related U.S. Application Data**

(62) Division of application No. 29/559,126, filed on Mar. 24, 2016, now Pat. No. Des. 820,659.

(51) **LOC (11) Cl.** ..... **08-02**

(52) **U.S. Cl.**  
USPC ..... **D8/76; D8/78**

(58) **Field of Classification Search**  
USPC ..... D8/75, 76, 77, 78, 79, 80, 81, 105, 14;  
D22/118

CPC . B26B 23/00; B25F 1/00; B25F 1/006; A01B  
1/20; A62B 3/005; B24D 1/00; B25G  
1/04; B25G 3/28

See application file for complete search history.

(56) **References Cited**

**U.S. PATENT DOCUMENTS**

D171,400 S 2/1954 Hughes  
D182,077 S 2/1958 Macminn  
5,141,353 A \* 8/1992 Meredith, Jr. .... B25G 1/10  
294/57  
D354,212 S 1/1995 Ronnholm  
D356,480 S 3/1995 Ronnholm  
D362,795 S 10/1995 Ronnholm

**OTHER PUBLICATIONS**

Husky 1¼ lb. Premium Camp Ave. Downloaded from <http://www.homedepot.com/p/Husky-1-1-4-lb-Premium-Camp-Axe-with-14-in-Fiberglass-...> on May 11, 2017.

(Continued)

*Primary Examiner* — Philip S Hyder

(74) *Attorney, Agent, or Firm* — Greenberg Traurig, LLP

(57) **CLAIM**

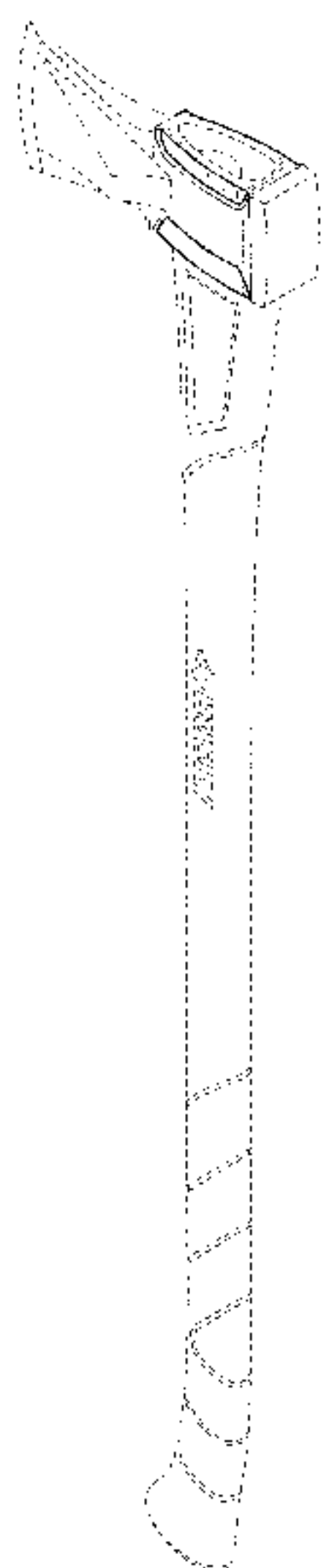
The ornamental design for a striking tool head, as shown and described.

**DESCRIPTION**

FIG. 1 is a perspective view of a striking tool head embodying my new design;  
FIG. 2 is a front view thereof;  
FIG. 3 is a rear view thereof;  
FIG. 4 is a left view thereof;  
FIG. 5 is a right view thereof;  
FIG. 6 is a top view thereof; and,  
FIG. 7 is a bottom view thereof.

The broken lines within the claimed subject matter depict features of the striking tool head that form no part of the claim. The remaining broken lines represent environmental subject matter that also forms no part of the claim.

**1 Claim, 3 Drawing Sheets**



(56)

**References Cited**

U.S. PATENT DOCUMENTS

D770,258 S 11/2016 Stokes  
D772,671 S 11/2016 Stokes  
2016/0008966 A1 1/2016 Stokes

OTHER PUBLICATIONS

Canadian Office Action received in related patent application No.  
170685, dated Dec. 30, 2016, 3 pages.

\* cited by examiner




FIG. 1

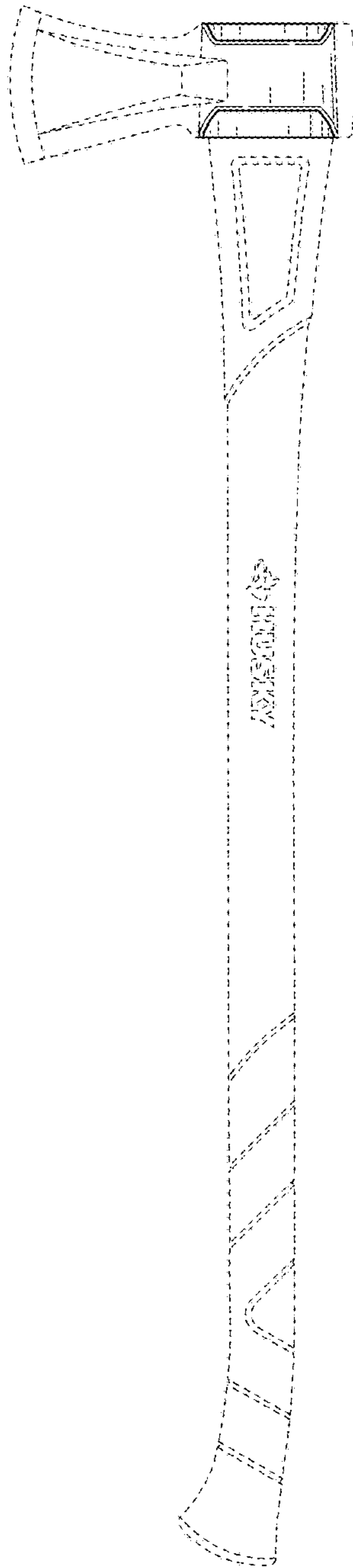


FIG. 2

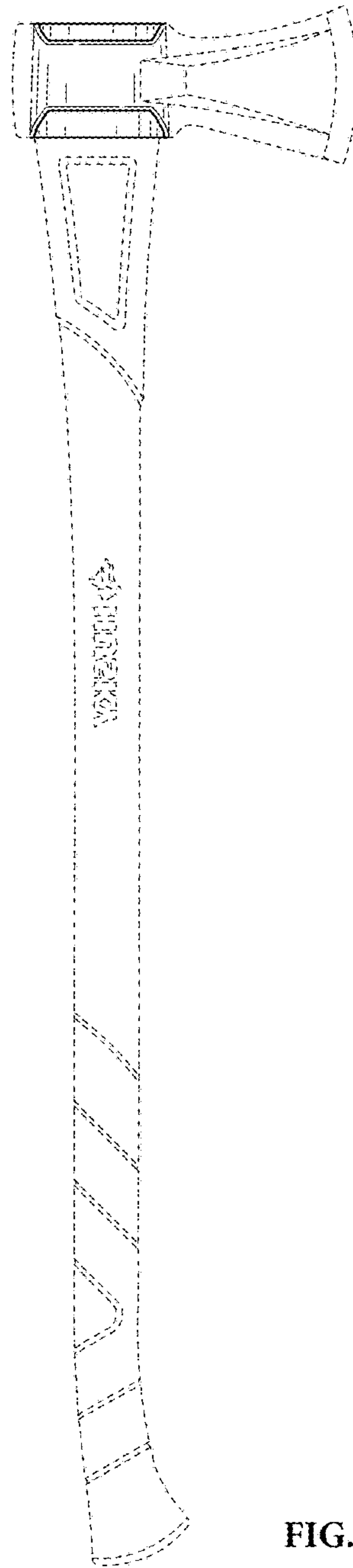


FIG. 3




FIG. 4

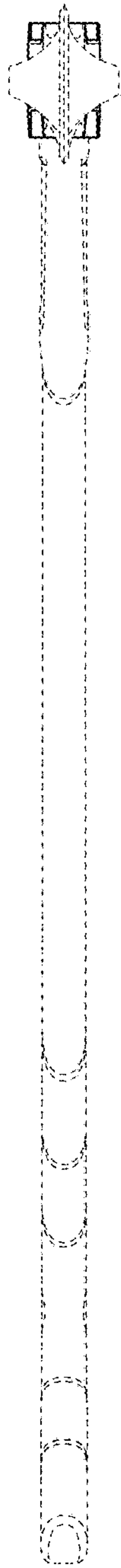


FIG. 5

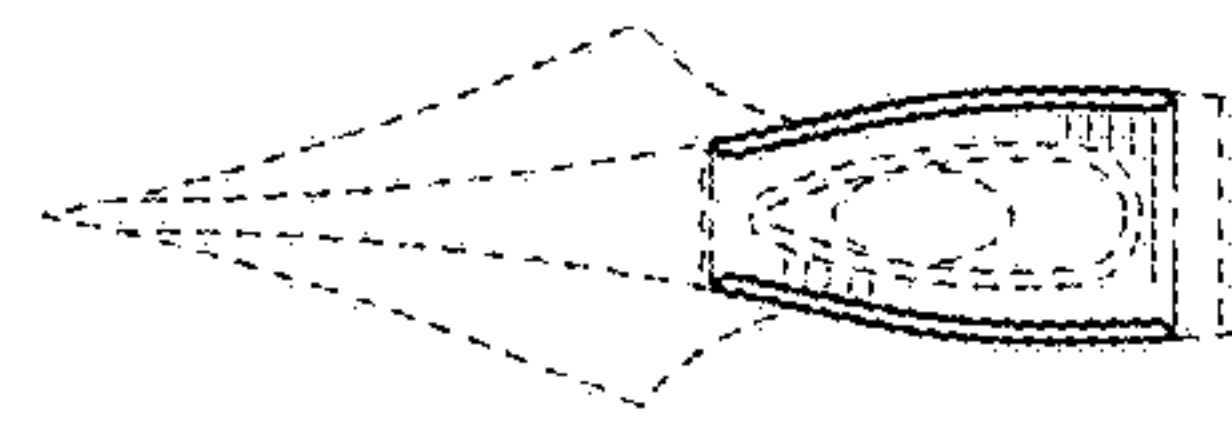


FIG. 6




FIG. 7