

US00D854903S

(12) **United States Design Patent** (10) **Patent No.:** **US D854,903 S**  
**Nelson** (45) **Date of Patent:** **\*\* Jul. 30, 2019**

(54) <b>AXE</b>	4,287,640 A	9/1981	Keathley
	4,344,901 A	8/1982	Keathley
(71) Applicant: <b>Home Depot Product Authority, LLC,</b> Atlanta, GA (US)	D318,896 S	8/1991	Crain
	5,141,353 A *	8/1992	Meredith, Jr. .... B25G 1/10 294/57
(72) Inventor: <b>Michael R. Nelson,</b> Peachtree City, GA (US)	D354,212 S *	1/1995	Ronnholm ..... D8/76
	D356,480 S *	3/1995	Ronnholm ..... D8/76
	D362,795 S *	10/1995	Ronnholm ..... D8/76
	D364,212 S	11/1995	Hill et al.
(73) Assignee: <b>Home Depot Product Authority, LLC,</b> Atlanta, GA (US)	5,701,675 A *	12/1997	Hall ..... B26B 23/00 30/123
(**) Term: <b>15 Years</b>	D402,874 S	12/1998	Hall
	D519,813 S	5/2006	Hung
	D521,843 S	5/2006	Hung
	D583,641 S	12/2008	Fortier
(21) Appl. No.: <b>29/631,482</b>	D594,727 S	6/2009	Fortier
	D628,870 S	12/2010	Jerabek
(22) Filed: <b>Dec. 29, 2017</b>			(Continued)

**Related U.S. Application Data**

(62) Division of application No. 29/559,118, filed on Mar. 24, 2016, now Pat. No. Des. 818,337.

(51) **LOC (11) Cl.** ..... **08-02**

(52) **U.S. Cl.**  
USPC ..... **D8/76**

(58) **Field of Classification Search**  
USPC ..... D8/75, 76, 77, 78, 79, 80, 81, 105, 14;  
D22/118  
CPC . B26B 23/00; B25F 1/00; B25F 1/006; A01B  
1/20; A62B 3/005; B24D 1/00; B25G  
1/04; B25G 3/28  
See application file for complete search history.

**References Cited**

**U.S. PATENT DOCUMENTS**

D20,771 S	5/1891	Hubband
D29,680 S	11/1898	Kelly
1,943,807 A	1/1934	Bellerive
D117,803 S	11/1939	Vaughn
3,090,653 A	5/1963	Stump
D209,381 S	11/1967	Reuterfors
D243,314 S	2/1977	Hedvall

**OTHER PUBLICATIONS**

<http://www.homedepot.com/p/Husky-1-1-4-lb-Premium-Camp-Axe-with-14-in-Fiberglass-...> Downloaded Sep. 13, 2017.

*Primary Examiner* — Philip S Hyder  
(74) *Attorney, Agent, or Firm* — Greenberg Traurig, LLP

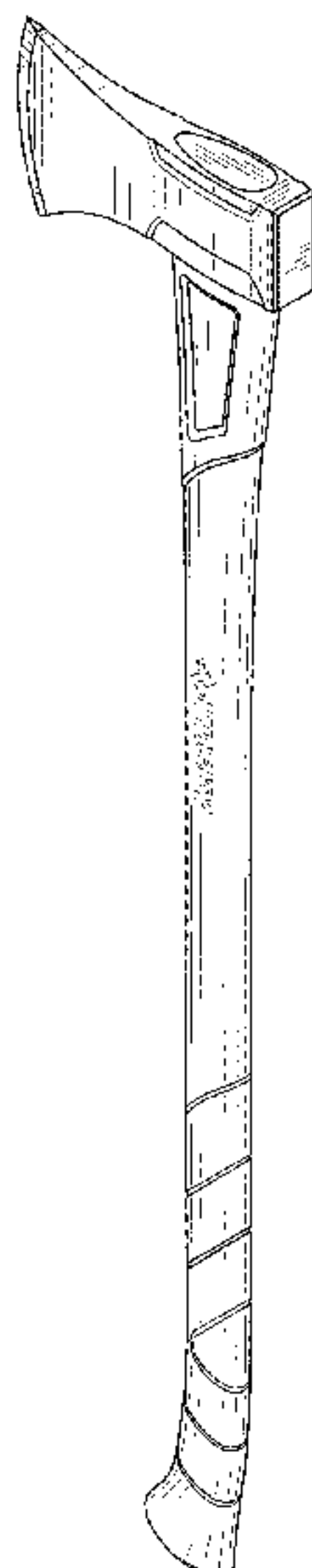
(57) **CLAIM**

The ornamental design for an axe, as shown and described.

**DESCRIPTION**

FIG. 1 is a perspective view of an axe embodying my new design;  
 FIG. 2 is a front view thereof;  
 FIG. 3 is a rear view thereof;  
 FIG. 4 is a left view thereof;  
 FIG. 5 is a right view thereof;  
 FIG. 6 is a top view thereof; and,  
 FIG. 7 is a bottom view thereof.  
 The broken lines in the drawings depict features of the axe that form no part of the claim.

**1 Claim, 3 Drawing Sheets**



(56)

**References Cited**

U.S. PATENT DOCUMENTS

D685,246 S	7/2013	Tatic
D758,818 S	6/2016	Nelson
D760,054 S	6/2016	Huttunen
D760,055 S	6/2016	Nelson
D769,098 S	10/2016	Huttunen
D769,688 S	10/2016	Nelson
D770,257 S	11/2016	Stokes
D770,258 S	11/2016	Stokes
D772,671 S	11/2016	Stokes
D784,784 S	4/2017	Huttunen
2016/0008966 A1	1/2016	Stokes

\* cited by examiner

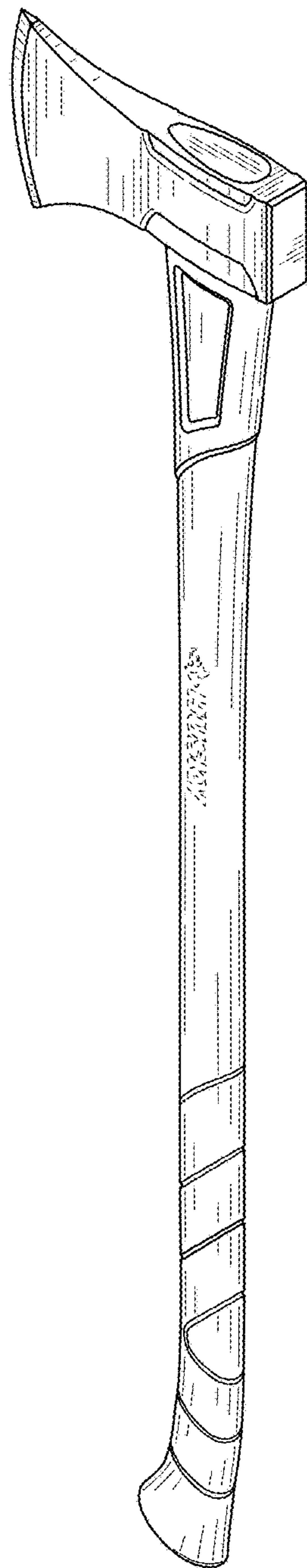


FIG. 1

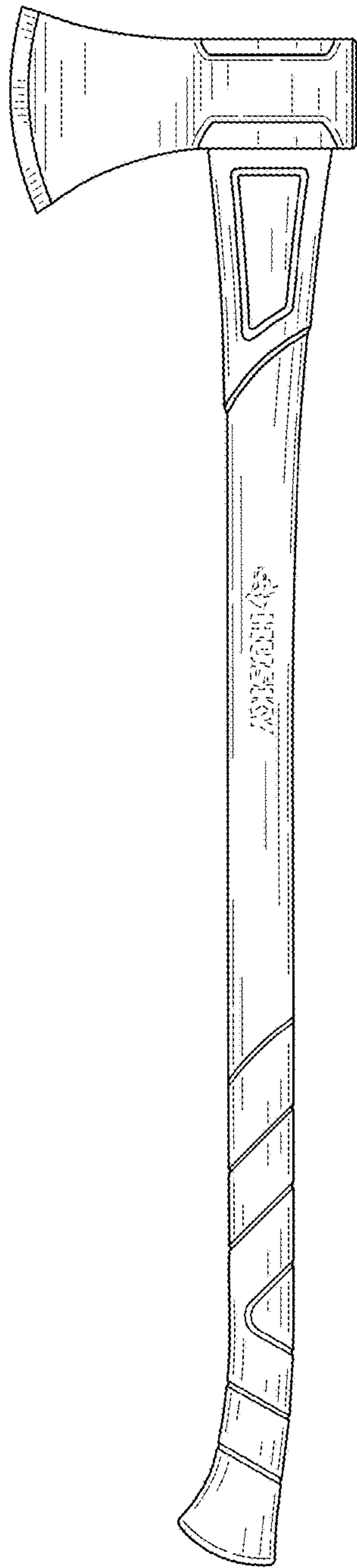


FIG. 2

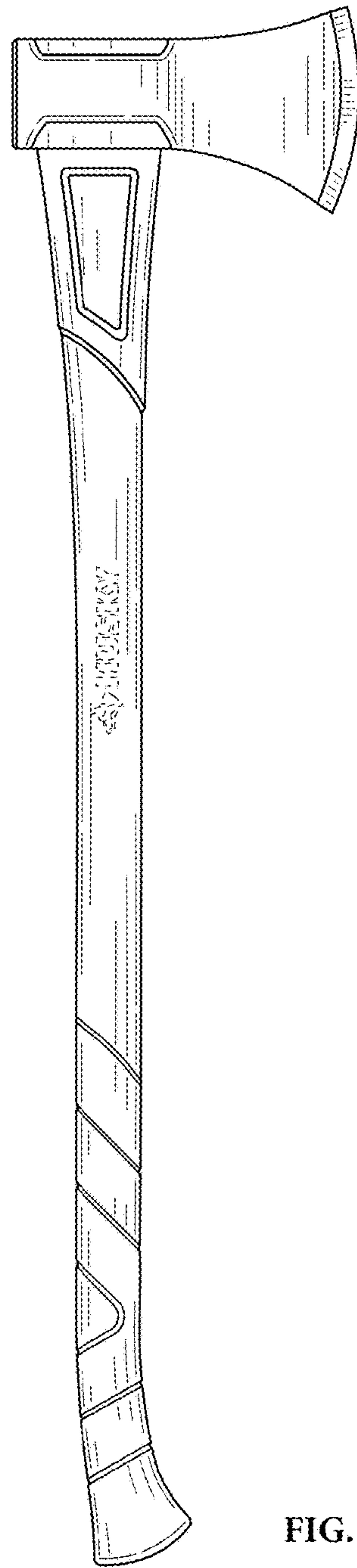


FIG. 3




FIG. 4

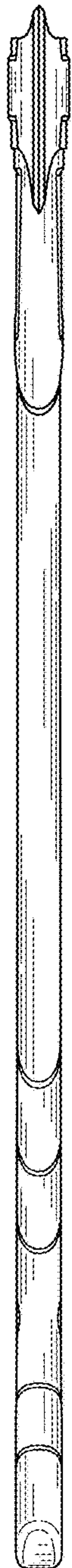


FIG. 5



FIG. 6



FIG. 7