



US00D854897S

(12) **United States Design Patent**  
**Castillo**

(10) **Patent No.:** **US D854,897 S**

(45) **Date of Patent:** **\*\* Jul. 30, 2019**

(54) **PERFORATED RATCHET**

D566,497 S \* 4/2008 Wang ..... D8/25  
9,676,091 B2 \* 6/2017 Kania ..... B25F 1/003

(71) Applicant: **Juan M. Castillo**, Pittsburg, CA (US)

\* cited by examiner

(72) Inventor: **Juan M. Castillo**, Pittsburg, CA (US)

*Primary Examiner* — Randall H Gholson

(\*\*) Term: **15 Years**

(74) *Attorney, Agent, or Firm* — Enrique A. Monteagudo

(21) Appl. No.: **29/635,723**

(22) Filed: **Feb. 1, 2018**

(51) **LOC (11) Cl.** ..... **08-05**

(52) **U.S. Cl.**  
USPC ..... **D8/25**

(58) **Field of Classification Search**

USPC ..... D8/25, 60, 97, 107; 81/177.1, 177.85,  
81/121.1, 124.3, 165–170, 110.1, 176.2,  
81/124.6, 176.1, 176.15, 177.2, 186, 467,  
81/476, 478, 480; 16/110.1; 192/44, 45,  
192/54.52; D24/133, 145, 147; 606/54,  
606/59, 62, 63, 60, 64  
CPC .. B25G 1/00; B25B 1/00; B25B 13/00; B25B  
23/00

See application file for complete search history.

(56) **References Cited**

U.S. PATENT DOCUMENTS

D320,725 S \* 10/1991 Rubesh ..... D8/17

(57) **CLAIM**

The ornamental design for a perforated ratchet, as shown and described.

**DESCRIPTION**

FIG. 1 is a top-front perspective view of a perforated ratchet, showing the new design;  
FIG. 2 is a bottom-rear perspective view thereof;  
FIG. 3 is a front view thereof;  
FIG. 4 is a rear view thereof;  
FIG. 5 is a top view thereof;  
FIG. 6 is a side view thereof; and,  
FIG. 7 is a bottom view thereof.

**1 Claim, 2 Drawing Sheets**






FIG 1



FIG 2

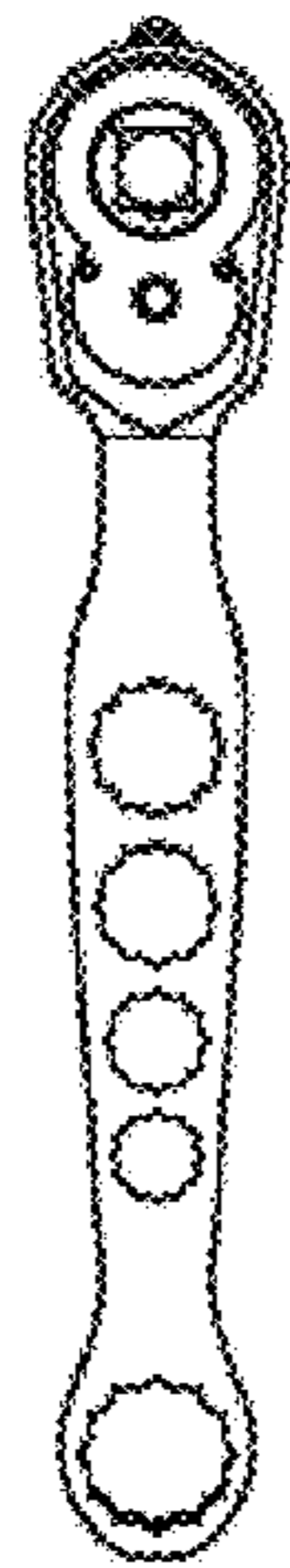


FIG 3

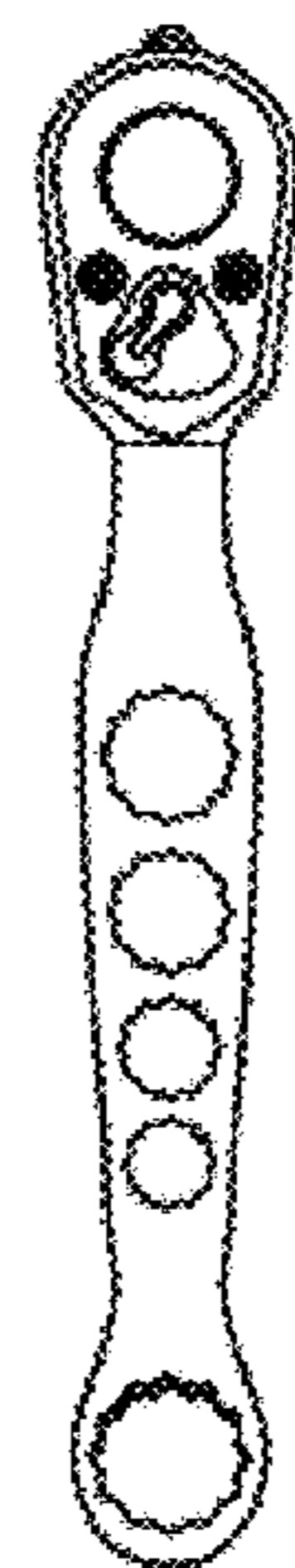
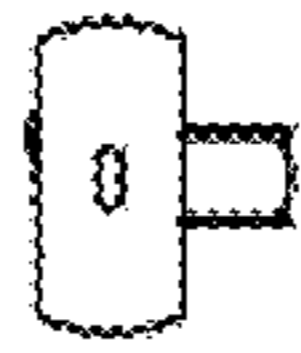
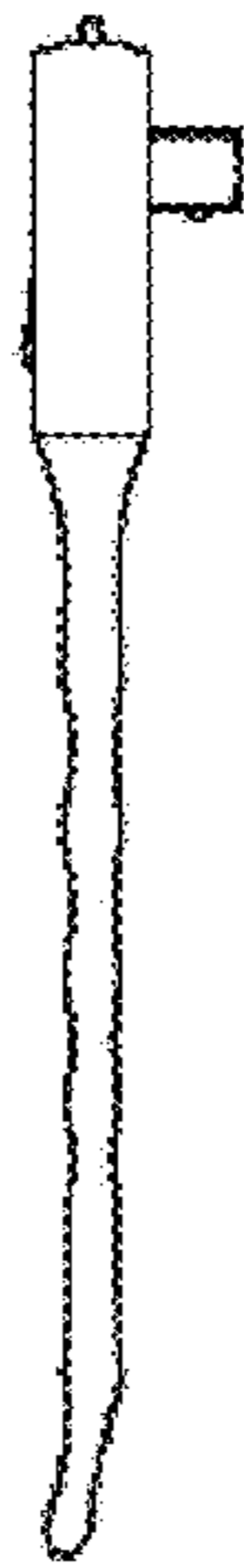


FIG 4



**FIG 5**



**FIG 6**



**FIG 7**