



US00D854853S

(12) **United States Design Patent**
Bearsch et al.

(10) **Patent No.:** **US D854,853 S**
(45) **Date of Patent:** **** Jul. 30, 2019**

- (54) **BATH TRAY**
- (71) Applicant: **Skip Hop, Inc.**, New York, NY (US)
- (72) Inventors: **Benjamin Bearsch**, Brooklyn, NY (US); **Janet Villano**, Jersey City, NJ (US)
- (73) Assignee: **SKIP HOP, INC.**, New York, NY (US)
- (**) Term: **15 Years**

D337,186 S *	7/1993	Drach	D32/56
D385,137 S *	10/1997	von Seidel	D6/536
5,680,929 A *	10/1997	Von Seidel	A47K 5/02
				206/77.1
D414,959 S *	10/1999	Emerson	D6/513
D420,851 S *	2/2000	Wagner	D7/402
D422,389 S *	4/2000	Gay	D32/74
D587,947 S *	3/2009	Valiulis	D6/553
D614,915 S *	5/2010	Schnitman	D7/409
D627,582 S *	11/2010	Kossowsky	D6/552
D655,989 S *	3/2012	Nelms	D7/409

(Continued)

- (21) Appl. No.: **29/632,999**
- (22) Filed: **Jan. 11, 2018**
- (51) **LOC (11) Cl.** **23-02**
- (52) **U.S. Cl.**
USPC **D6/536**; D23/304
- (58) **Field of Classification Search**
USPC D6/553.54, 567, 574, 536; 211/13.1, 211/85.1, 82.12, 70.6, 86.01, 87.01, 211/119.009, 126.1; D3/301, 304, 315, D3/901; 206/77.1, 5, 207, 349, 361, 206/363.812; D23/270, 277-279, D23/303-304, 307; 4/553, 580, 584, 4/654-655, DIG. 18; D32/56, 74
CPC A47K 3/004; A47B 23/001; Y10T 16/473
See application file for complete search history.

OTHER PUBLICATIONS

Skip hop website; Skip Hop Moby Shelfie Bathtub Play Tray; May 3, 2018, https://www.skiphop.com/skiphop-bathtime/V_235111.html?cgid=skiphop-bathtime&dwvar_V_235111_color=Blue&dwvar_V_235111_size=NS#navID=header&page=1&start=1&cgid=skiphop-bathtime.*

Primary Examiner — David G Muller
Assistant Examiner — Nathan M Johnston
(74) *Attorney, Agent, or Firm* — Stephen J. Weyer, Esq.; Stites & Harbison, PLLC

(57) **CLAIM**

The ornamental design for a bath tray, as shown and described.

DESCRIPTION

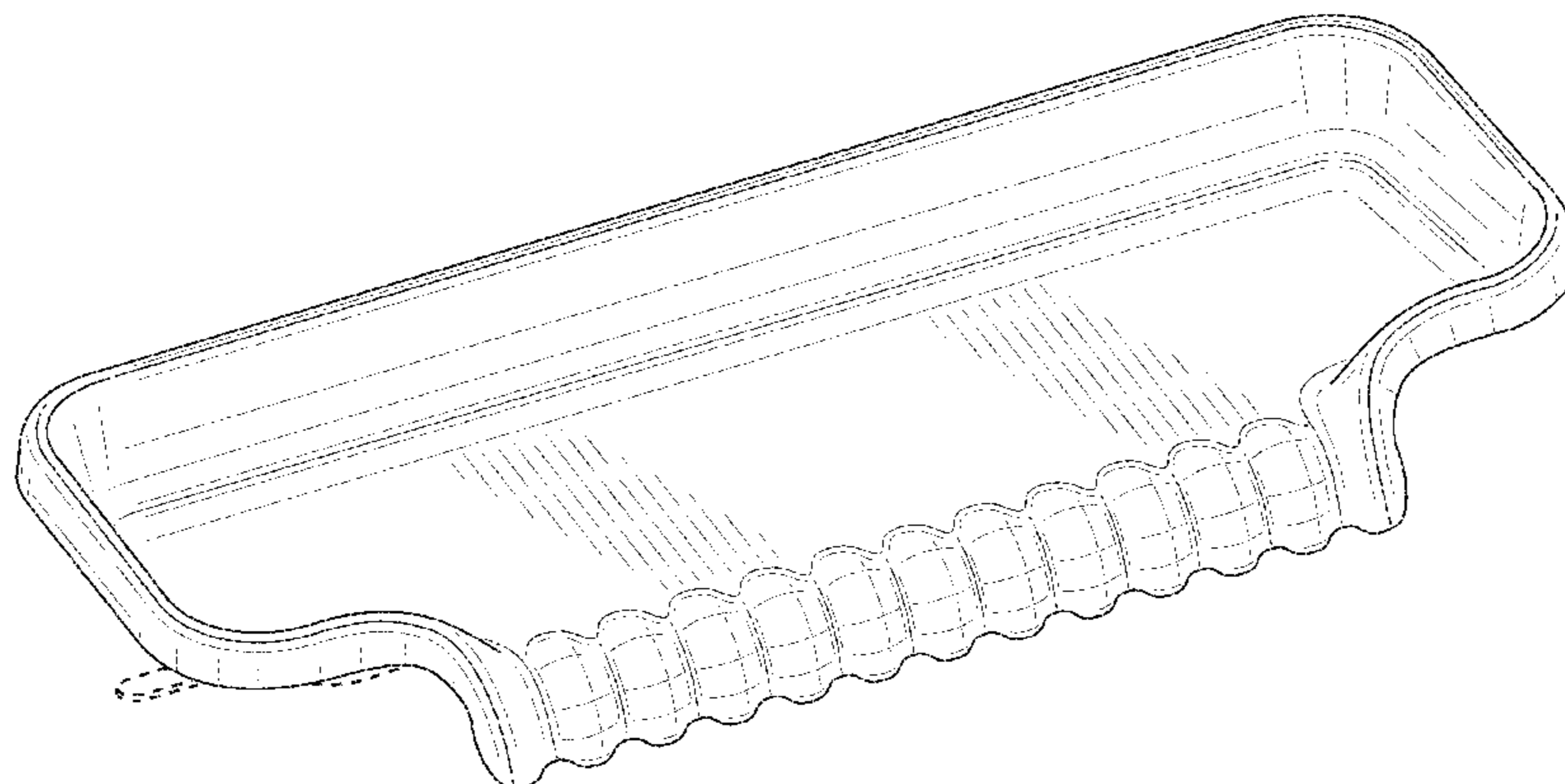
FIG. 1 is a perspective view taken from the top, front, and left side of a bath tray showing my new design; FIG. 2 is a right side elevation view thereof, the opposite side being a mirror image thereof; FIG. 3 is a bottom plan view thereof; FIG. 4 is a top plan view thereof; FIG. 5 is a front elevation view thereof; and, FIG. 6 is a rear elevation view thereof. The broken lines in the drawing views are included for illustrating portions of the bath tray that do not form part of the claimed design.

1 Claim, 6 Drawing Sheets

(56) **References Cited**

U.S. PATENT DOCUMENTS

2,651,924 A *	9/1953	Lawrence	A47L 13/52
				15/257.1
D174,298 S *	3/1955	Timmons	4/520
D186,181 S *	9/1959	Silkenat	D6/574
D260,907 S *	9/1981	Giulie	D19/92
4,331,232 A *	5/1982	Larkin	A47K 5/03
				206/565
D280,583 S *	9/1985	Evenson	D6/574
D281,040 S *	10/1985	Campbell	D6/567
D288,375 S *	2/1987	Okami	D32/56
D302,703 S *	8/1989	Foran	D19/92
D311,931 S *	11/1990	Evenson	D19/86



(56)

References Cited

U.S. PATENT DOCUMENTS

D711,609 S * 8/2014 Libman D32/74
D713,652 S * 9/2014 Barclay D6/536
D720,909 S * 1/2015 Vasilakes D32/74
D722,368 S 2/2015 Jones
D725,755 S 3/2015 Jones
D734,839 S 7/2015 Jones
D785,969 S * 5/2017 Burrow D6/536
2006/0258513 A1 * 11/2006 Routley A47B 23/001
482/54
2018/0228279 A1 * 8/2018 Guzman A47B 9/14

* cited by examiner

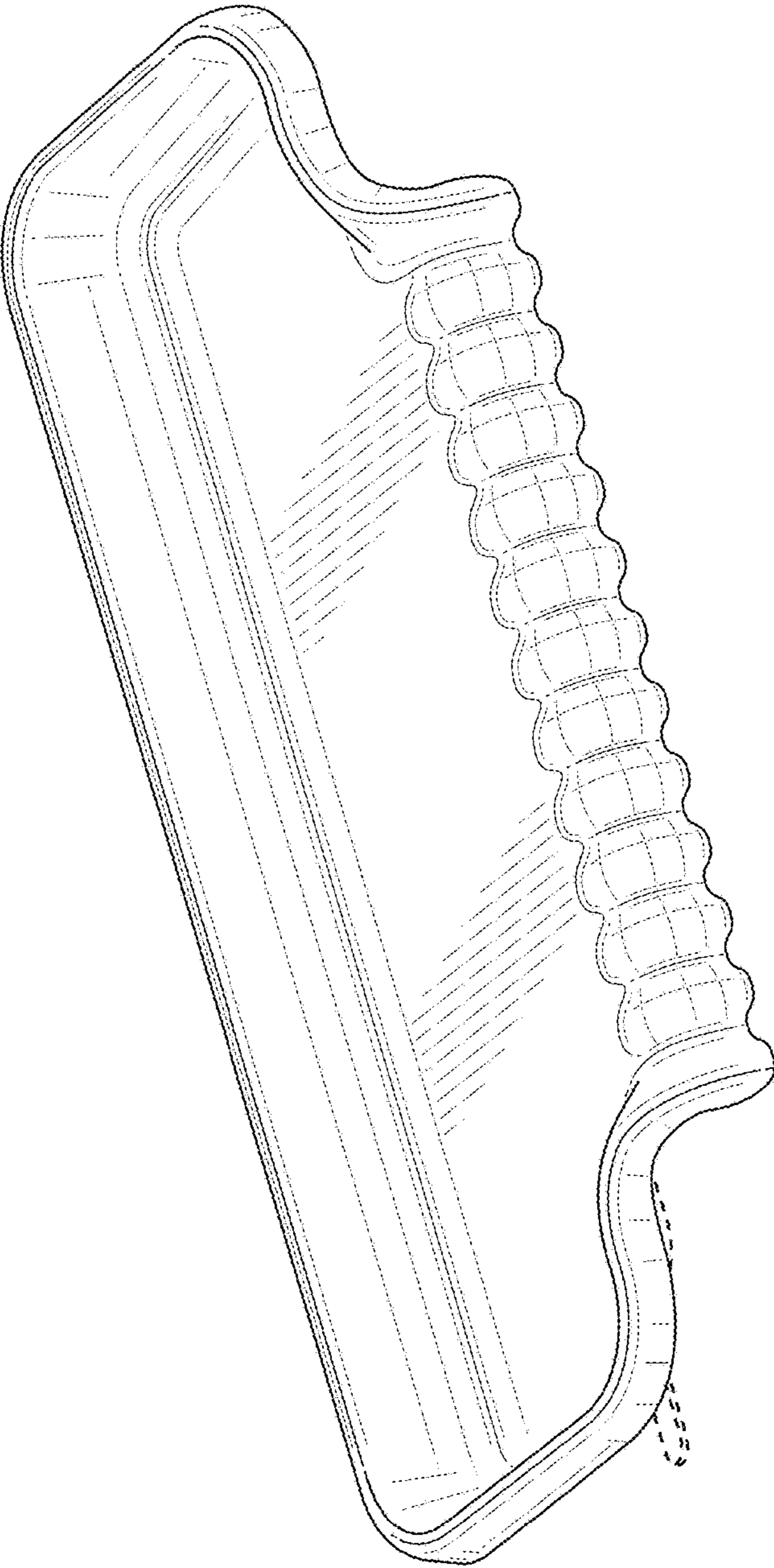


FIG. 1

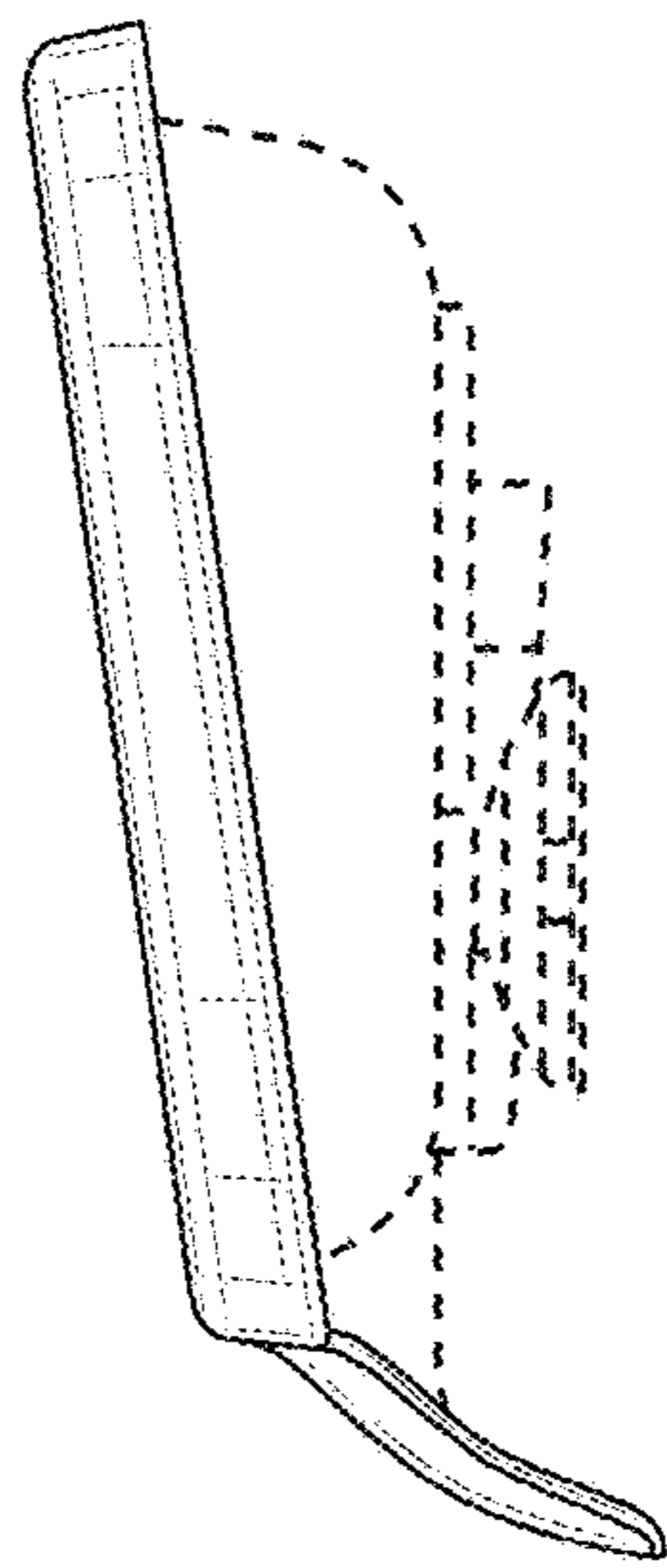


FIG. 2

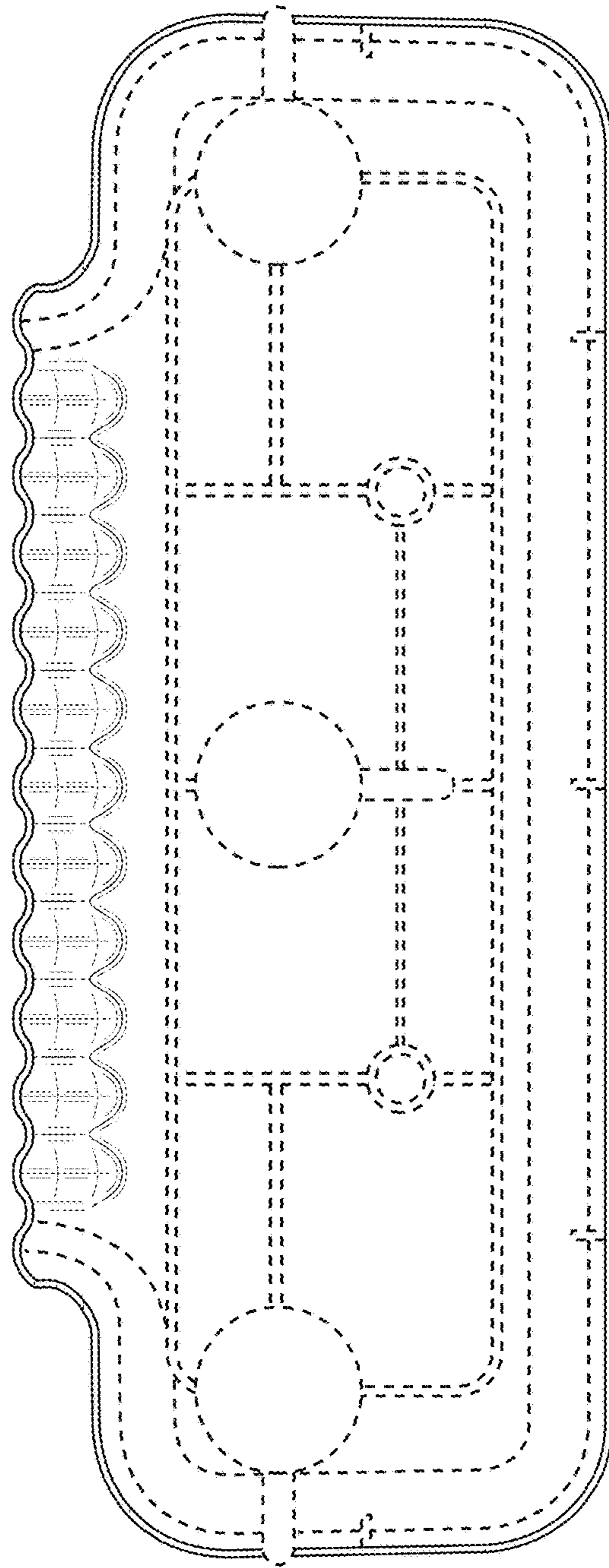


FIG. 3




FIG. 4

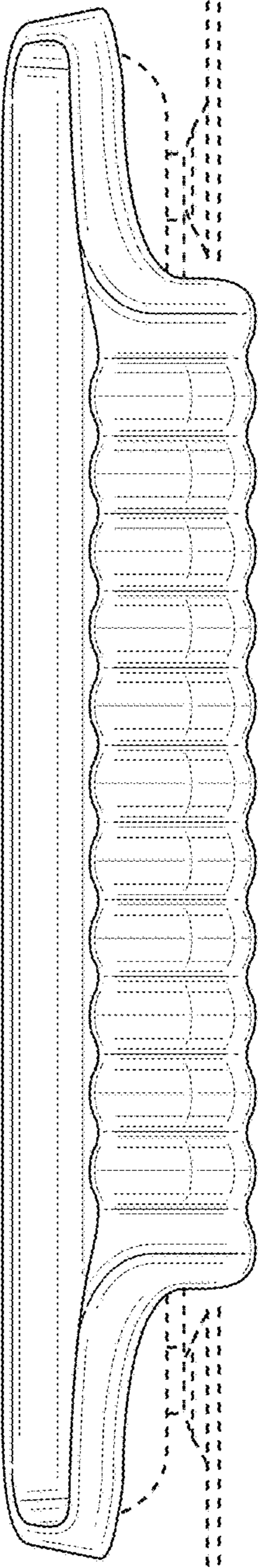


FIG. 5

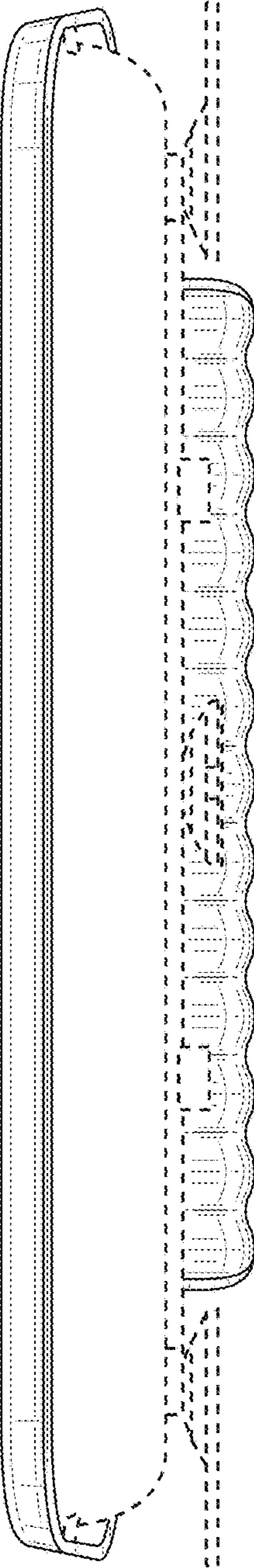


FIG. 6