



US00D854820S

(12) **United States Design Patent** (10) **Patent No.:** **US D854,820 S**
Jablonski et al. (45) **Date of Patent:** **** Jul. 30, 2019**

(54) **FASTENER DRIVING TOOL BELT HOOK**

(71) Applicant: **Illinois Tool Works Inc.**, Glenview, IL (US)
(72) Inventors: **David W. Jablonski**, Wheaton, IL (US); **Joey Lee**, New Taipei (TW)
(73) Assignee: **Illinois Tool Works Inc.**, Glenview, IL (US)

(**) Term: **15 Years**

(21) Appl. No.: **29/625,985**

(22) Filed: **Nov. 14, 2017**

(51) **LOC (11) Cl.** **03-01**

(52) **U.S. Cl.**
USPC **D3/228**

(58) **Field of Classification Search**
USPC D3/215, 222, 228; D8/367; 29/428; 248/312; 224/197, 148.4, 148.7, 183, 224/249, 255, 673-674, 242, 270, 224/676-678, 666, 671, 904
CPC A45F 5/00; A45F 5/02; A45F 5/021; A45F 2200/05; A45F 2200/0575; A45F 2200/0566; A45F 3/14; B25H 3/006
See application file for complete search history.

(56) **References Cited**

U.S. PATENT DOCUMENTS

3,286,315 A 11/1966 Price
3,478,550 A 11/1969 Salvesen
D221,123 S * 7/1971 Nicholas D3/228
4,406,064 A 9/1983 Goss
4,483,473 A 11/1984 Wagdy
(Continued)

FOREIGN PATENT DOCUMENTS

DE 102004032788 2/2006
EP 1 231 028 8/2002
(Continued)

OTHER PUBLICATIONS

AceTool, www.acetool.com, Senco PC0351 Nail Gun Belt Hook Tool Holder (Year: 2019).*
(Continued)

Primary Examiner — Catherine R Oliver-Garcia
(74) *Attorney, Agent, or Firm* — Neal, Gerber & Eisenberg LLP

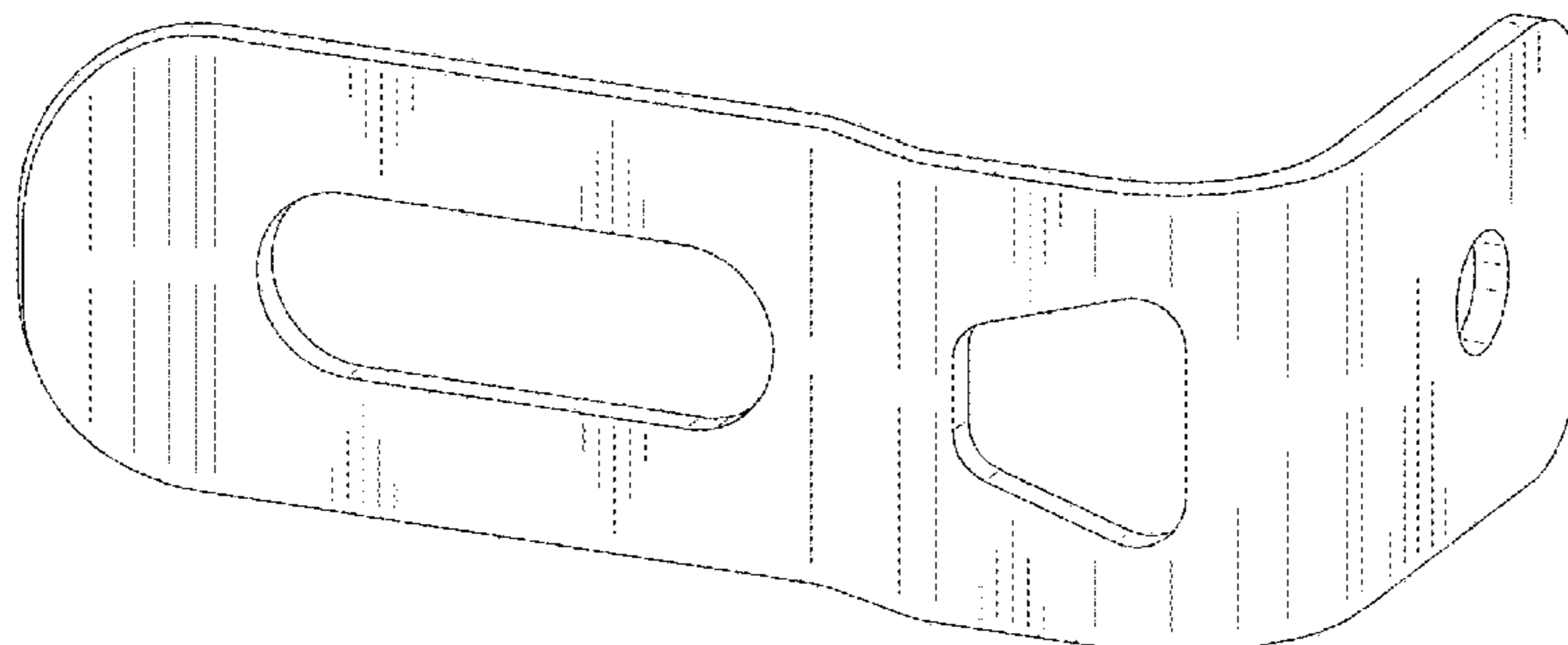
(57) **CLAIM**

The ornamental design for a fastener driving tool belt hook, as shown and described.

DESCRIPTION

This application is related to the following commonly owned co-pending patent applications: U.S. application Ser. No. 29/625,982, entitled “Fastener Driving Tool Pipe Hook,”; and U.S. application Ser. No. 16/177,731, entitled “Powered Fastener Driving Tool Having Hook Assemblies”.
FIG. 1 is a front perspective view of a fastener driving tool belt hook of our new design.
FIG. 2 is a front view of the fastener driving tool belt hook of our new design illustrated in FIG. 1.
FIG. 3 is a rear view of the fastener driving tool belt hook of our new design illustrated in FIG. 1.
FIG. 4 is a left side view of the fastener driving tool belt hook of our new design illustrated in FIG. 1.
FIG. 5 is a right side view of the fastener driving tool belt hook of our new design illustrated in FIG. 1.
FIG. 6 is a top view of the fastener driving tool belt hook of our new design illustrated in FIG. 1; and,
FIG. 7 is a bottom view of the fastener driving tool belt hook of our new design illustrated in FIG. 1.
The portions shown in phantom is not part of the design sought to be patented and is provided for environmental purposes only.

1 Claim, 7 Drawing Sheets



(56)

References Cited

U.S. PATENT DOCUMENTS

4,522,162 A 6/1985 Nikolich
 4,638,530 A * 1/1987 Perry A45F 5/02
 224/904
 4,645,104 A * 2/1987 Vokaty A45F 5/02
 224/673
 4,787,145 A 11/1988 Klicker et al.
 4,919,317 A * 4/1990 Luedtke A45F 5/02
 224/255
 5,265,312 A 11/1993 Okumura
 5,452,835 A 9/1995 Shkolnikov
 5,810,232 A * 9/1998 Meurer A45F 5/02
 224/270
 6,145,724 A 11/2000 Shkolnikov et al.
 6,321,622 B1 11/2001 Tsuge
 6,543,664 B2 4/2003 Wolfberg
 6,592,014 B2 7/2003 Smolinski
 6,612,476 B2 9/2003 Smolinski
 6,679,414 B2 1/2004 Rotharmel
 6,695,192 B1 2/2004 Kwok
 6,808,101 B2 10/2004 Laubach et al.
 7,055,729 B2 6/2006 Taylor et al.
 7,107,944 B1 9/2006 Heinzen
 D530,908 S * 10/2006 Westcott D3/228
 7,127,971 B1 10/2006 Braun
 7,191,927 B2 3/2007 Segura
 7,222,767 B1 5/2007 Yang
 D546,558 S * 7/2007 Albert D3/228
 D554,963 S 11/2007 Holderfield et al.
 7,306,052 B2 12/2007 Vahabi-Nejad et al.
 7,318,546 B2 1/2008 Segura et al.
 7,341,172 B2 3/2008 Moore et al.
 7,392,922 B2 7/2008 Vanstaen et al.
 7,455,001 B1 11/2008 Waters
 7,478,740 B2 1/2009 Shea et al.
 7,571,841 B2 8/2009 Gibson et al.
 7,591,249 B2 9/2009 Wagdy et al.
 7,654,429 B2 2/2010 Shea et al.
 7,661,568 B2 2/2010 Vanstaen et al.
 7,757,920 B2 7/2010 Shea et al.
 D630,842 S * 1/2011 Fonseca D3/228
 D633,739 S * 3/2011 Hamdia D3/215
 7,999,507 B2 8/2011 Heinzen
 8,016,046 B2 9/2011 Zhao et al.
 8,074,855 B2 12/2011 Johnson
 8,087,556 B2 1/2012 Oomori et al.
 8,308,034 B2 11/2012 Shibata et al.
 8,348,118 B2 1/2013 Segura
 8,407,862 B2 4/2013 Bluma
 9,522,464 B2 12/2016 Segura et al.
 D839,590 S * 2/2019 Vedder D3/222

2002/0117531 A1 8/2002 Schell et al.
 2002/0122707 A1 9/2002 Sakai et al.
 2003/0132264 A1 7/2003 Smolinski
 2005/0015935 A1 1/2005 Bader et al.
 2006/0091168 A1 5/2006 Ng
 2007/0080278 A1 4/2007 Wen
 2008/0185410 A1 8/2008 Oomori et al.
 2009/0025515 A1 1/2009 Shibata et al.
 2009/0277939 A1 11/2009 Ou
 2009/0278012 A1 11/2009 Okouchi et al.
 2011/0108300 A1 5/2011 Nagasaka et al.
 2012/0023716 A1 2/2012 Bluma
 2012/0292472 A1 11/2012 Segura et al.
 2013/0043295 A1 2/2013 Gathers
 2013/0062498 A1 3/2013 Ito et al.
 2015/0040408 A1 2/2015 Francis et al.
 2015/0122867 A1 5/2015 Segura
 2015/0173498 A1 6/2015 Wang et al.
 2015/0290791 A1 10/2015 Takahashi et al.
 2017/0100835 A1 4/2017 Segura et al.
 2017/0225309 A1 8/2017 Meyer

FOREIGN PATENT DOCUMENTS

EP 1 327 500 7/2003
 EP 1 862 264 12/2007
 EP 2 022 607 2/2009
 EP 2 308 652 4/2011
 JP 2006116685 5/2006
 JP 2006181709 7/2006
 JP 200928841 2/2009
 JP 201046739 3/2010
 WO WO 2016/177795 11/2016

OTHER PUBLICATIONS

Paslode® Model PF350-S Strip Nailer Operating Manual and Schematic, Apr. 2009 (16 pages).
 Image of Paslode® PowerMaster Plus, printed from <http://ecs.images-amazon.com/images/1/71HV3XR5NTL.fig> on Feb. 15, 2016 available prior to Feb. 10, 2016 (1 page).
 Image of Paslode® Power Tool, available prior to Feb. 10, 2016, (1 page).
 Image of Senco® Power Tool, available prior to Feb. 10, 2016, (1 page).
 Image of Bostitch® Power Tool, available prior to Feb. 10, 2016, (1 page).
 Image of Pneutools® Power Tool, available prior to Feb. 10, 2016, (1 page).
 Image of Hitachi® Power Tool, available prior to Feb. 10, 2016, (1 page).

* cited by examiner

FIG. 1

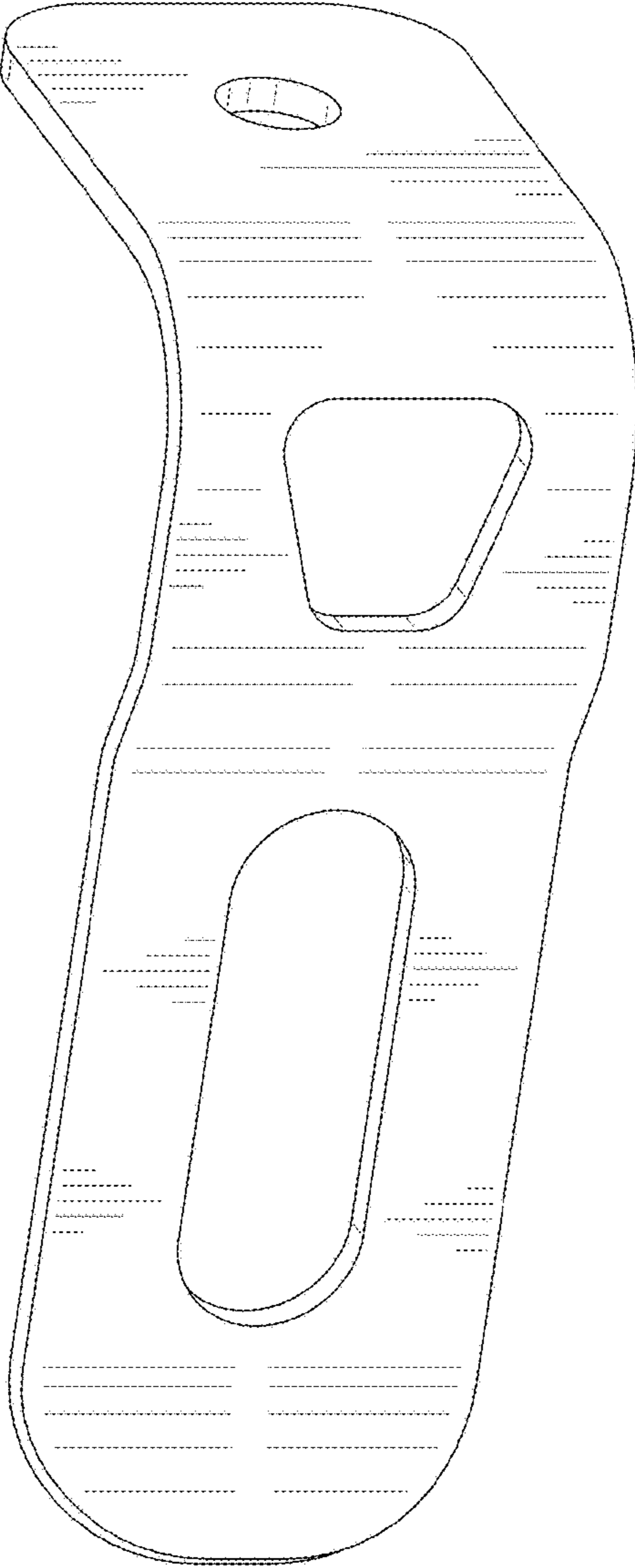


FIG. 2

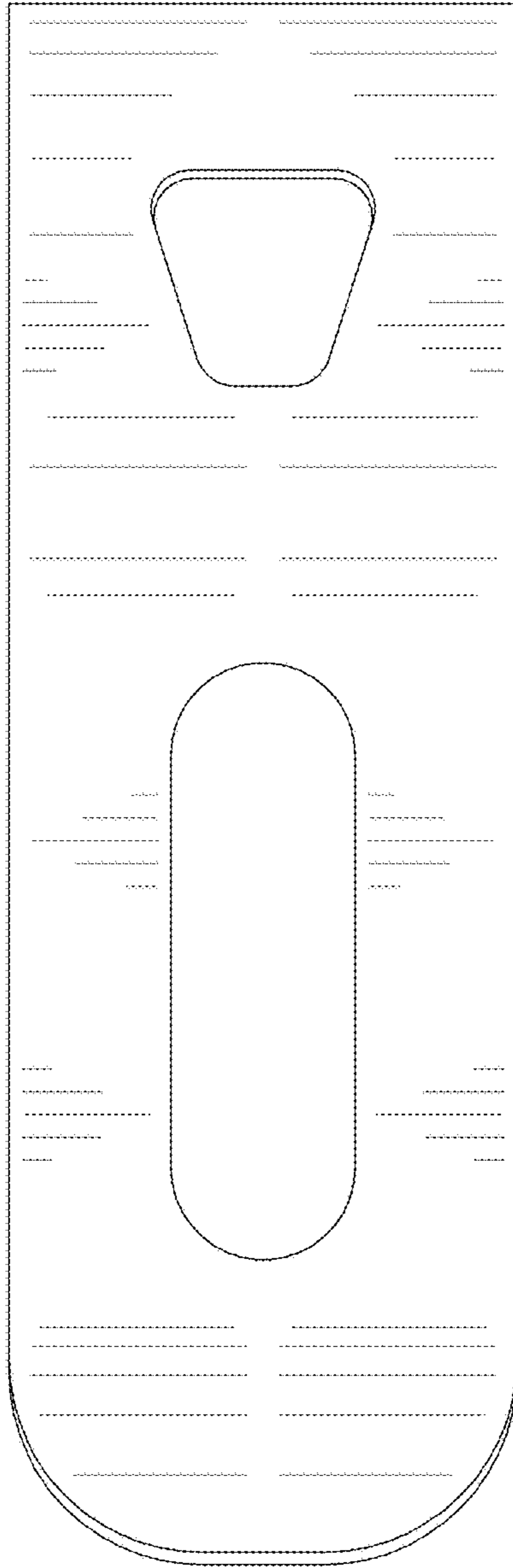


FIG. 3

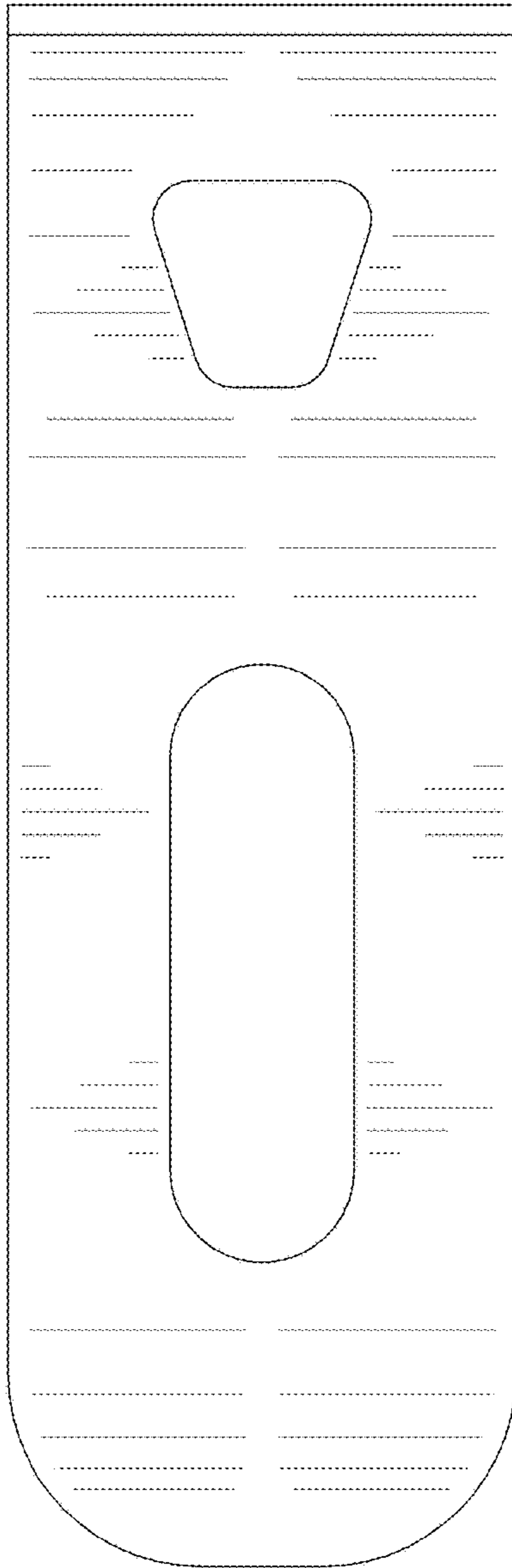


FIG. 4

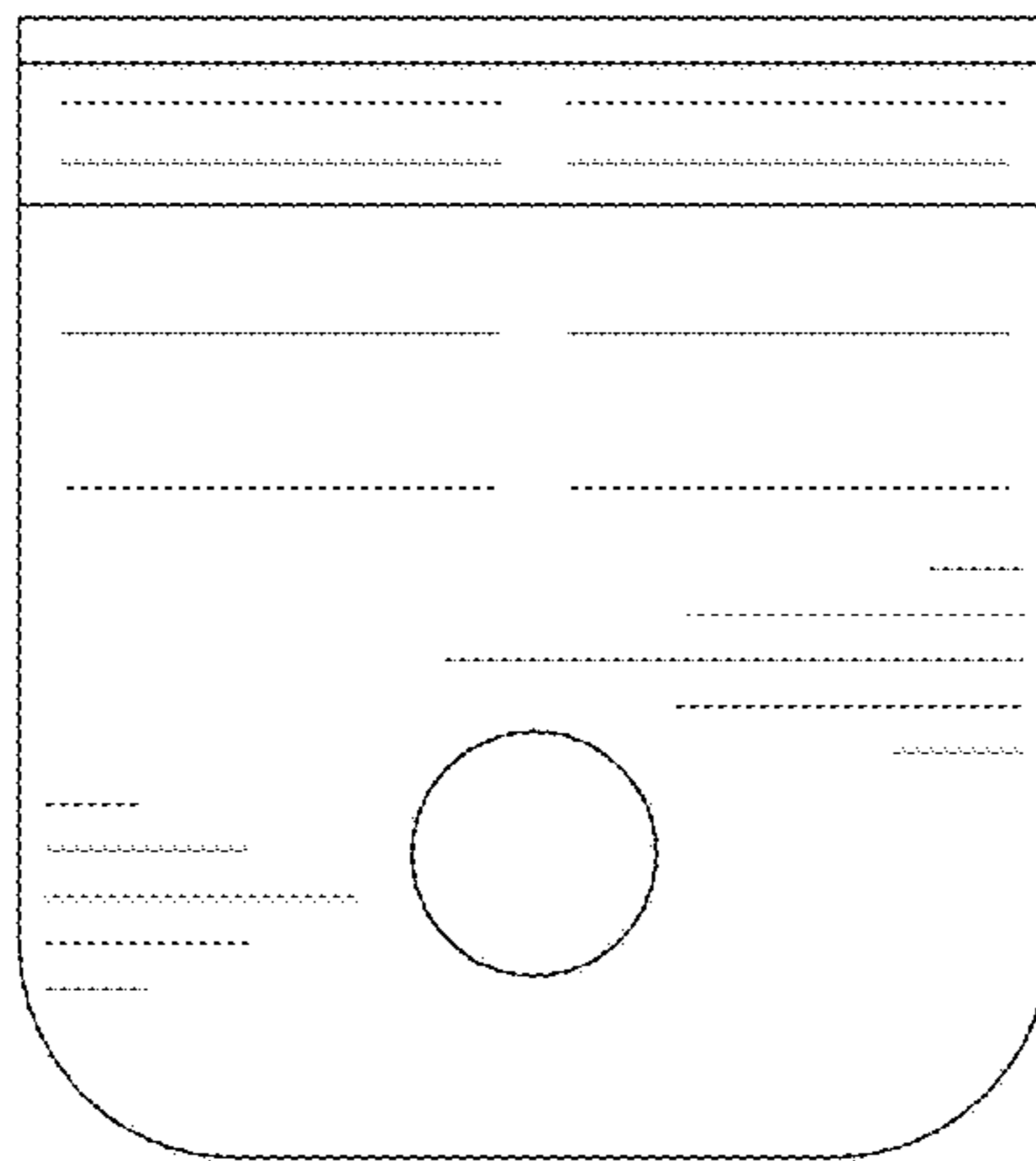


FIG. 5

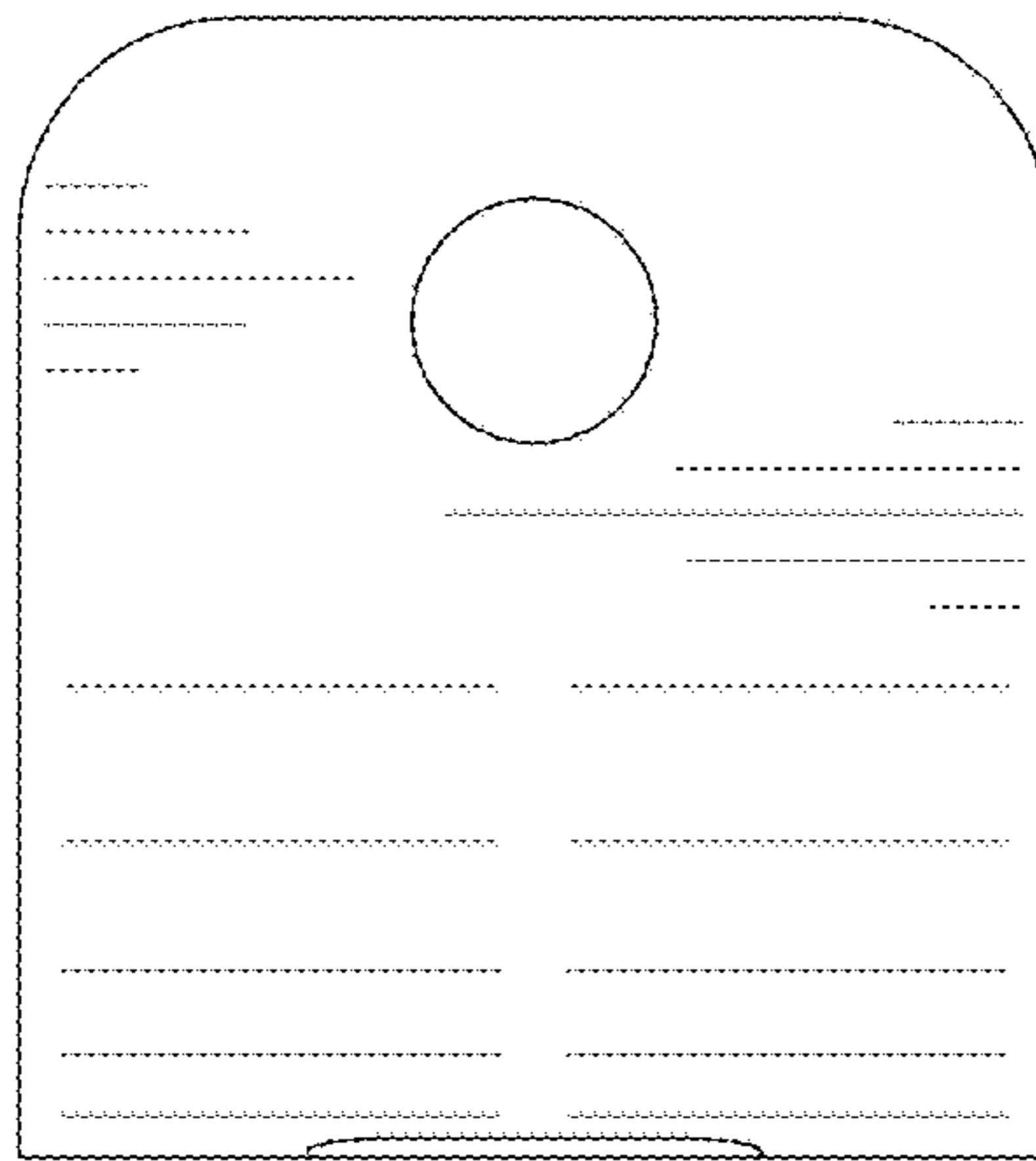


FIG. 6

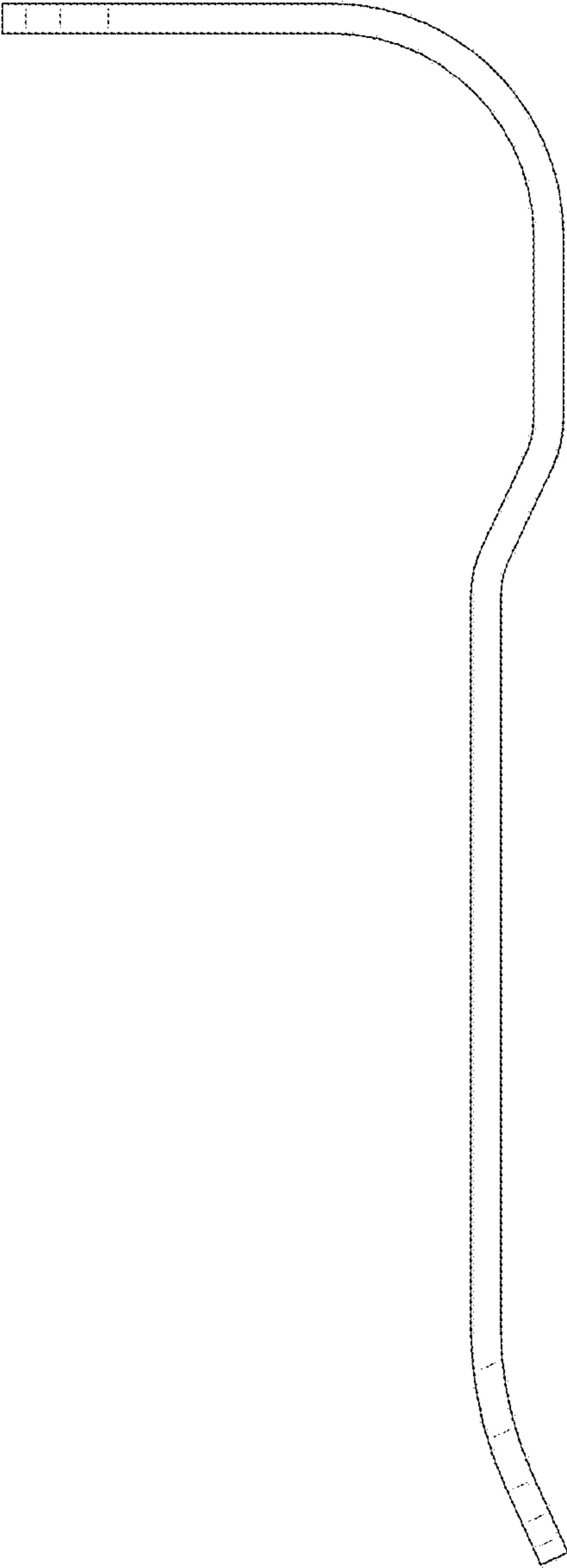


FIG. 7

