



US00D854818S

(12) **United States Design Patent** (10) **Patent No.:** **US D854,818 S**
Corriero (45) **Date of Patent:** **** Jul. 30, 2019**

(54) **FIREARM COVER**
(71) Applicant: **Barrel Mitt, LLC**, Aiken, SC (US)
(72) Inventor: **Anthony Andrew Corriero**, Aiken, SC (US)
(**) Term: **15 Years**
(21) Appl. No.: **29/631,212**
(22) Filed: **Dec. 28, 2017**
(51) **LOC (11) Cl.** **03-01**
(52) **U.S. Cl.**
USPC **D3/222; D3/262**
(58) **Field of Classification Search**
USPC D3/201, 221, 222, 227, 254, 260–262, D3/269, 300, 303, 321, 328
CPC F41C 33/00; F41C 33/001; F41C 33/002; F41C 33/003; F41C 33/007; F41C 33/02; F41C 33/06; F41C 23/02; F41A 35/00–35/06
See application file for complete search history.

4,257,464 A * 3/1981 Binney F41C 33/06 150/154
4,530,178 A * 7/1985 Rauscher F41C 33/06 43/26
4,817,322 A 4/1989 Dietz et al.
5,009,346 A * 4/1991 Butler A45C 11/00 206/229
D321,088 S * 10/1991 Waters, Jr. D3/11
D376,474 S * 12/1996 Marks D3/262
D380,085 S * 6/1997 Ramsey D3/11
5,778,590 A 7/1998 Browning et al.
D562,549 S * 2/2008 Bodnar D3/222
7,757,421 B1 7/2010 Tompkins et al.
D636,180 S * 4/2011 Sayre D3/262
D640,768 S * 6/2011 Boggan D22/108
D652,469 S * 1/2012 Sayre D22/108
D700,264 S * 2/2014 Smith D22/108

(Continued)

Primary Examiner — Mitchell I. Siegel
(74) *Attorney, Agent, or Firm* — B. Craig Killough; Barnwell, Whaley Patterson & Helms

(57) **CLAIM**

The ornamental design for a firearm cover, substantially as shown and described.

DESCRIPTION

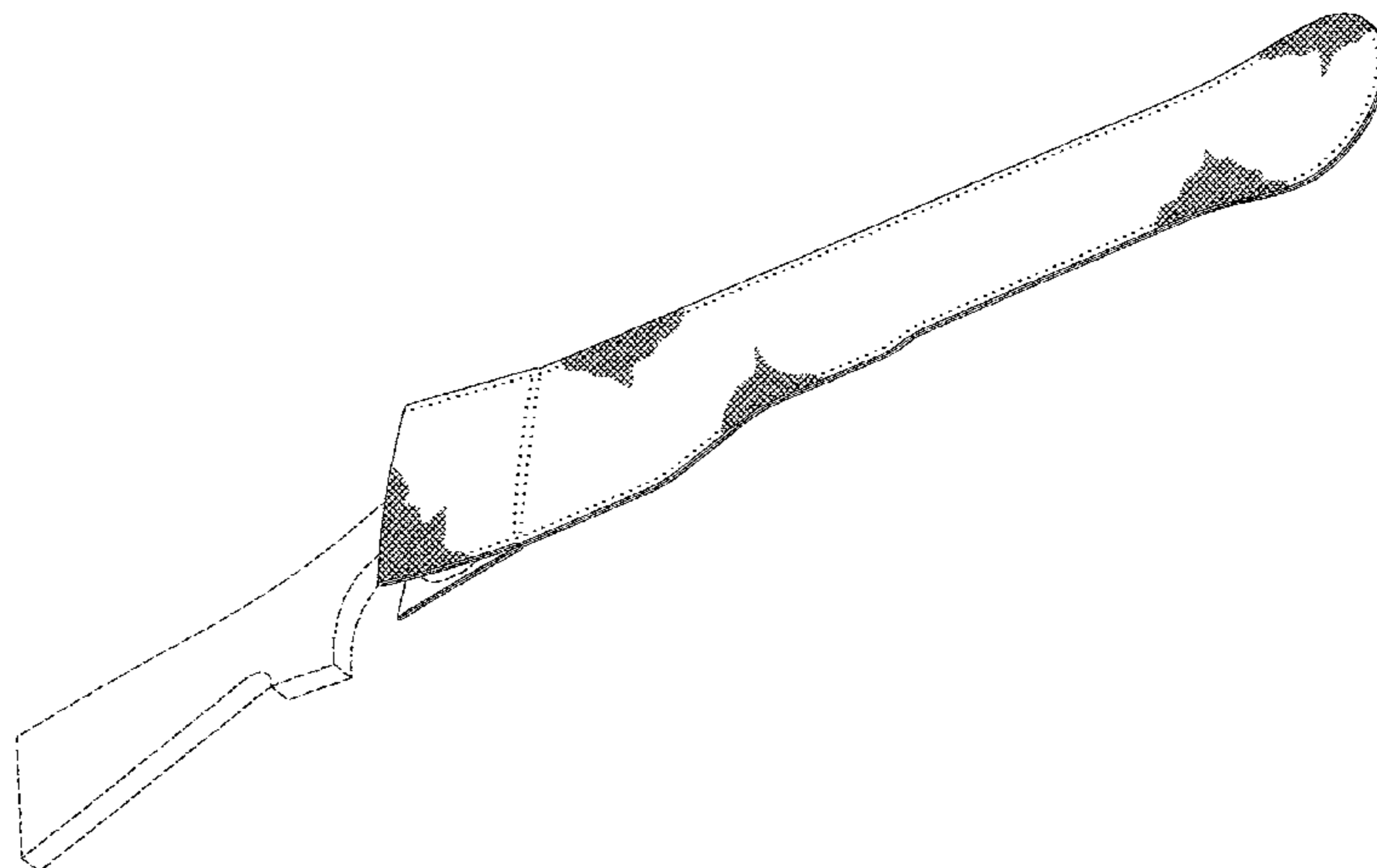
FIG. 1 is a front, top, and left side perspective view of a firearm cover embodying our new design; FIG. 2 is a front elevation view thereof; FIG. 3 is a rear elevation view thereof; FIG. 4 is right side elevation view thereof; FIG. 5 is left side elevation view thereof; FIG. 6 is top plan view thereof; FIG. 7 is bottom plan view thereof; and, FIG. 8 is a perspective view thereof. The broken line showing of a rifle is included for the purpose of illustrating environment and forms no part of the claimed design. The series of dots disclosed on the drawings is illustrating conventional stitching.

1 Claim, 6 Drawing Sheets

(56) **References Cited**

U.S. PATENT DOCUMENTS

1,274,268 A * 7/1918 Hermann F41C 33/06 206/229
2,364,340 A 12/1944 Bogg, Jr.
3,063,184 A 11/1962 Sukala, Jr.
3,239,114 A * 3/1966 Norsworthy F41C 33/06 206/317
3,437,247 A * 4/1969 Gantress F41C 33/06 206/317
3,540,508 A * 11/1970 Couch F41C 33/06 206/317
3,653,564 A * 4/1972 Carter F41C 23/02 224/150
3,701,371 A * 10/1972 Stackhouse B65D 65/02 206/317
3,811,562 A 5/1974 Smith



(56)

References Cited

U.S. PATENT DOCUMENTS

D708,438	S *	7/2014	Szewczyk	D3/262
9,482,486	B2 *	11/2016	Kunkel	F41C 33/06
D777,288	S *	1/2017	Scott	D22/108
D788,451	S *	6/2017	Myers	D3/222
D798,593	S *	10/2017	McCoy	D3/262
2003/0106819	A1 *	6/2003	Bennett	F41C 33/06 206/317
2007/0033582	A1	2/2007	Hu et al.	
2007/0294929	A1	12/2007	Potterfield et al.	
2008/0061098	A1	3/2008	Hoffner	
2008/0110076	A1 *	5/2008	Bennett	F41A 35/02 42/96
2009/0101776	A1	4/2009	Peterson et al.	
2010/0170135	A1	7/2010	Tompkins et al.	
2011/0079524	A1	4/2011	Potterfield et al.	
2011/0173865	A1	7/2011	Compton et al.	
2012/0042554	A1	2/2012	Rich	
2012/0180352	A1	7/2012	Addis	
2013/0104439	A1	5/2013	Hines	
2013/0152445	A1	6/2013	Compton et al.	
2014/0196348	A1	7/2014	Samson et al.	
2015/0219422	A1	8/2015	Kincel	
2015/0345888	A1	12/2015	Frazier	
2015/0362291	A1	12/2015	Samson et al.	
2016/0116252	A1	4/2016	Kincel	

* cited by examiner

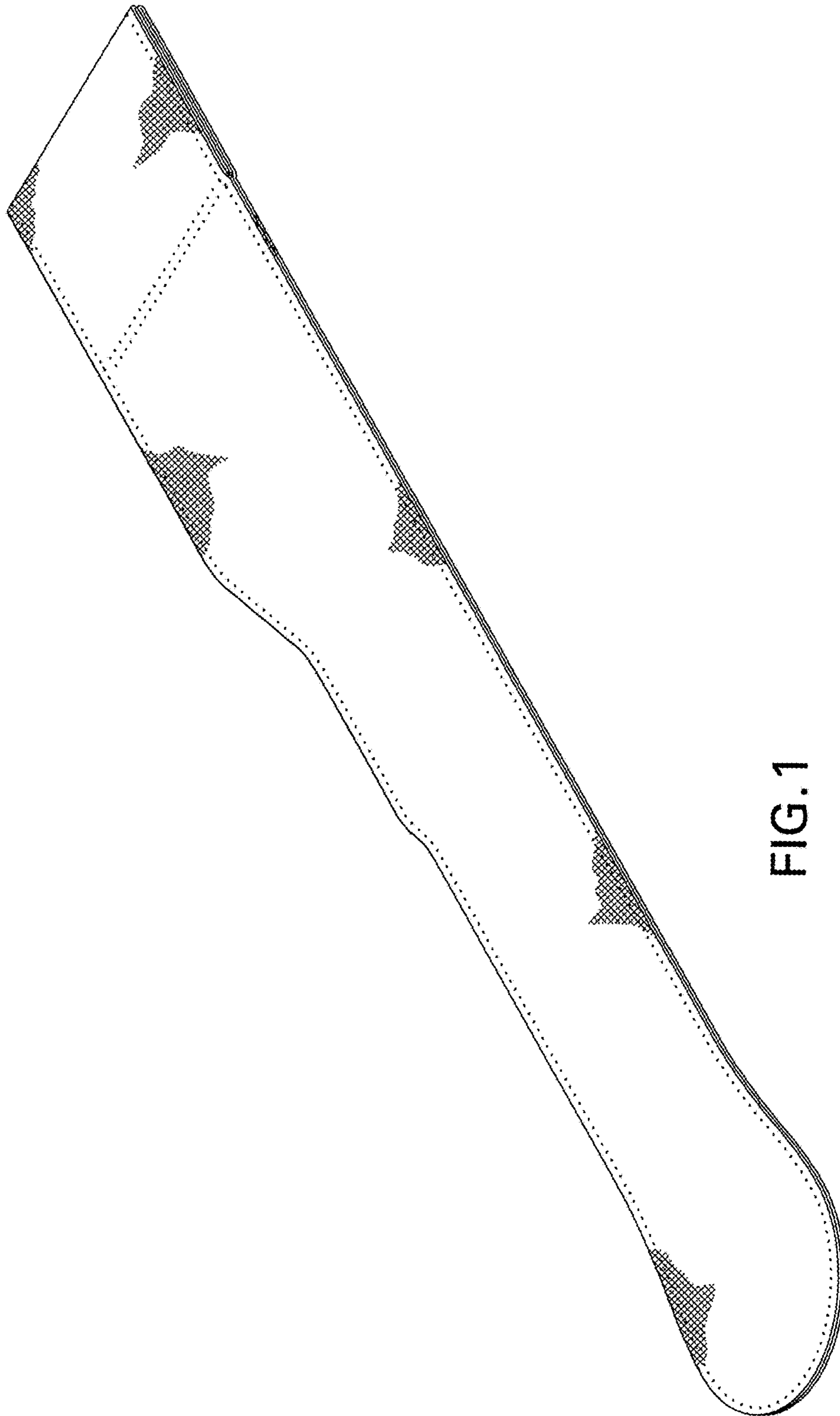


FIG. 1



FIG. 3



FIG. 2

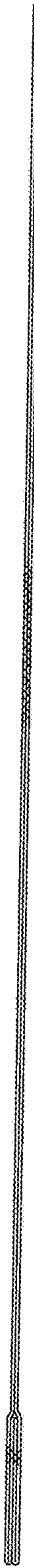


FIG. 4



FIG. 5

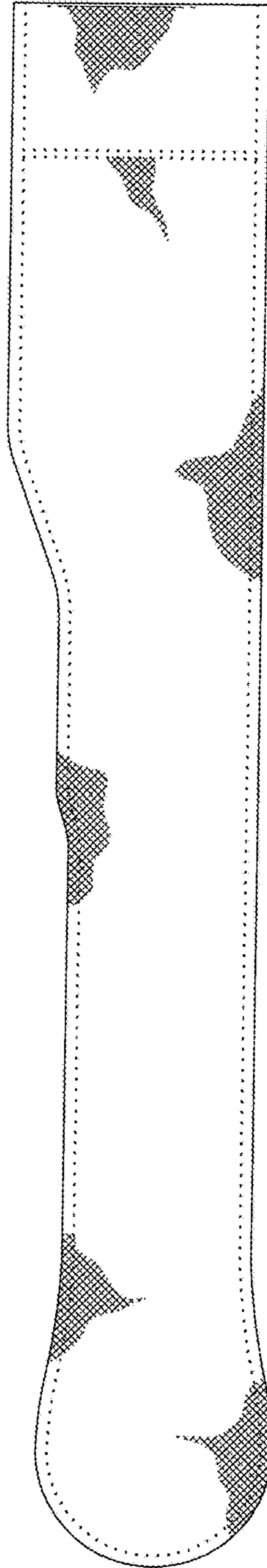


FIG.6

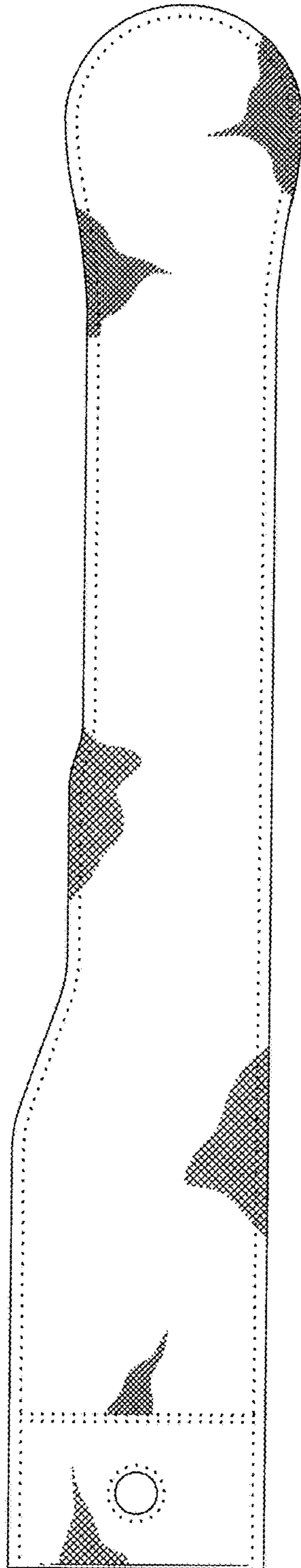


FIG. 7

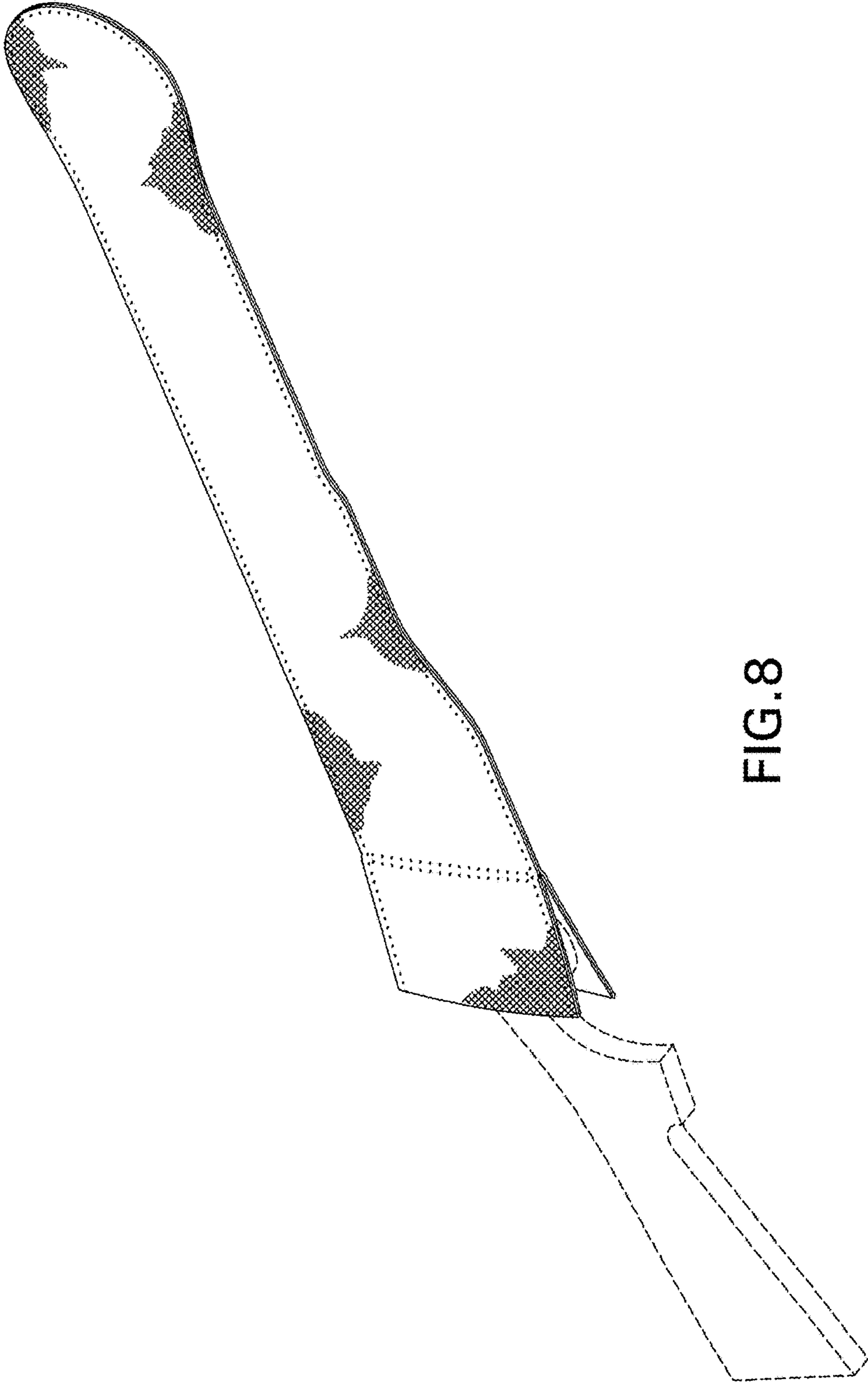


FIG. 8