



US00D854806S

(12) **United States Design Patent**  
**Hernandez**

(10) **Patent No.:** **US D854,806 S**

(45) **Date of Patent:** **\*\* Jul. 30, 2019**

(54) **SHOE**

(71) Applicant: **NIKE, Inc.**, Beaverton, OR (US)

(72) Inventor: **Rolando Hernandez**, Portland, OR (US)

(73) Assignee: **NIKE, Inc.**, Beaverton, OR (US)

(\*\*) Term: **15 Years**

(21) Appl. No.: **29/662,884**

(22) Filed: **Sep. 10, 2018**

(51) **LOC (11) Cl.** ..... **02-99**

(52) **U.S. Cl.**  
USPC ..... **D2/972**

(58) **Field of Classification Search**  
USPC ..... D2/896, 902, 906-908, 925-942, 946,  
D2/947, 969, 972-974, 978; D5/47, 49,  
D5/50, 53, 54, 56, 60  
CPC ... A43B 13/181; A43B 13/141; A43B 13/186;  
A43B 13/188; A43B 23/00; A43B 23/02;  
A43B 5/00; A43B 23/26; A43B 1/04;  
A43B 11/14; A43B 7/00; A43B 3/12;  
A43C 3/00; A43C 5/00; A43C 7/00;  
A43C 11/004

See application file for complete search history.

(56) **References Cited**

**U.S. PATENT DOCUMENTS**

D364,266 S	11/1995	Orzeck
D394,739 S	6/1998	Carlson
D397,241 S	8/1998	Hatfield et al.
D465,905 S	11/2002	Meza et al.
D498,354 S	11/2004	Smith
D518,281 S	4/2006	Lane, III et al.
D549,441 S	8/2007	Chang
D595,494 S	7/2009	Lane, III
D595,948 S	7/2009	Bacon
D595,949 S	7/2009	Bacon

D604,034 S	11/2009	Bacon
D731,162 S	6/2015	Cin
D781,549 S	3/2017	Lee
D781,555 S	3/2017	Yun
D781,556 S	3/2017	Nethongkome
D781,558 S	3/2017	Cin
D782,804 S	4/2017	Kanata
D790,192 S	6/2017	Hardman
D790,193 S *	6/2017	Mueller ..... D2/972
D798,583 S	10/2017	Enayah
D801,663 S	11/2017	Kirschner
D804,796 S	12/2017	Kirschner
D805,756 S	12/2017	Enayah
D809,274 S	2/2018	Kanata

(Continued)

**OTHER PUBLICATIONS**

Nike Footwear Catalog, 2001 Fall Footwear, p. 161, published Nov. 2000, NIKE, Inc., USA.

(Continued)

*Primary Examiner* — Dominic V Simone  
(74) *Attorney, Agent, or Firm* — Banner & Witcoff, Ltd.

(57) **CLAIM**

The ornamental design for a shoe, as shown and described.

**DESCRIPTION**

FIG. 1 is a front perspective view of a shoe showing my new design;

FIG. 2 is a side view thereof;

FIG. 3 is an opposite side view thereof;


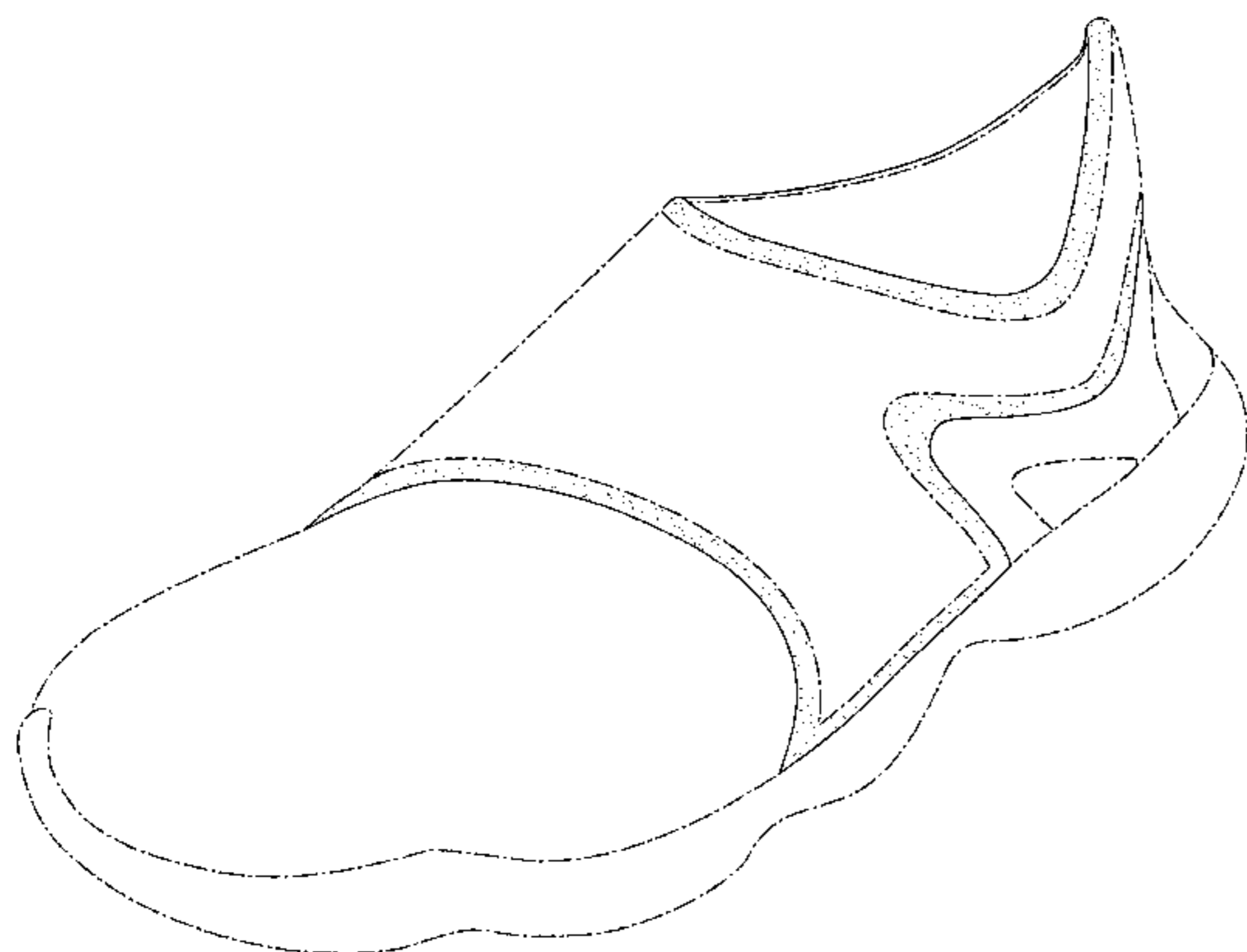
FIG. 4 is a front view thereof;

FIG. 5 is a rear view thereof; and,

FIG. 6 is a top view thereof.

The broken lines immediately adjacent to the shaded areas define the bounds of the claimed design and form no part thereof. The broken lines depicting the remainder of the shoe show features that form no part of the claimed design.

**1 Claim, 6 Drawing Sheets**



(56)

**References Cited**

U.S. PATENT DOCUMENTS

D814,759 S	4/2018	Kirschner	
D816,975 S	5/2018	Hernandez	
D825,170 S	8/2018	Hardman	
D828,991 S *	9/2018	Herath .....	D2/972
D847,482 S *	5/2019	Heinrich .....	D2/969

OTHER PUBLICATIONS

Nike Footwear Catalog 1990 Fall Footwear p. 4, published Dec. 1989, NIKE, Inc., USA.

Nike Footwear Catalog 1997 Holiday Footwear p. 10, published Mar. 1997, NIKE, Inc., USA.

Nike Footwear Catalog 2001 Fall Footwear p. 12, published Nov. 2000, NIKE, Inc., USA.

Nike Footwear Catalog 2001 Fall Footwear p. 13, published Nov. 2000, NIKE, Inc., USA.

\* cited by examiner

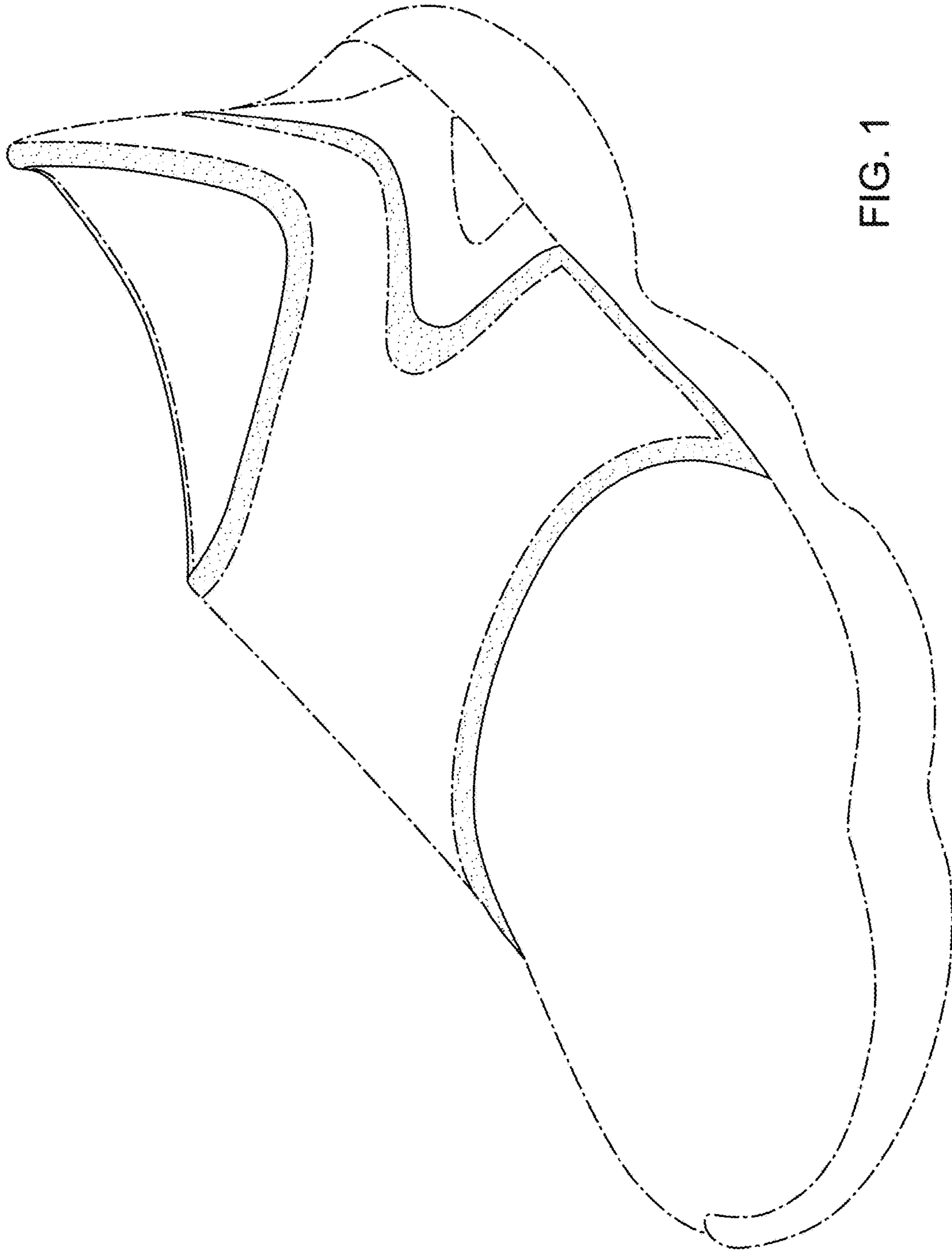


FIG. 1

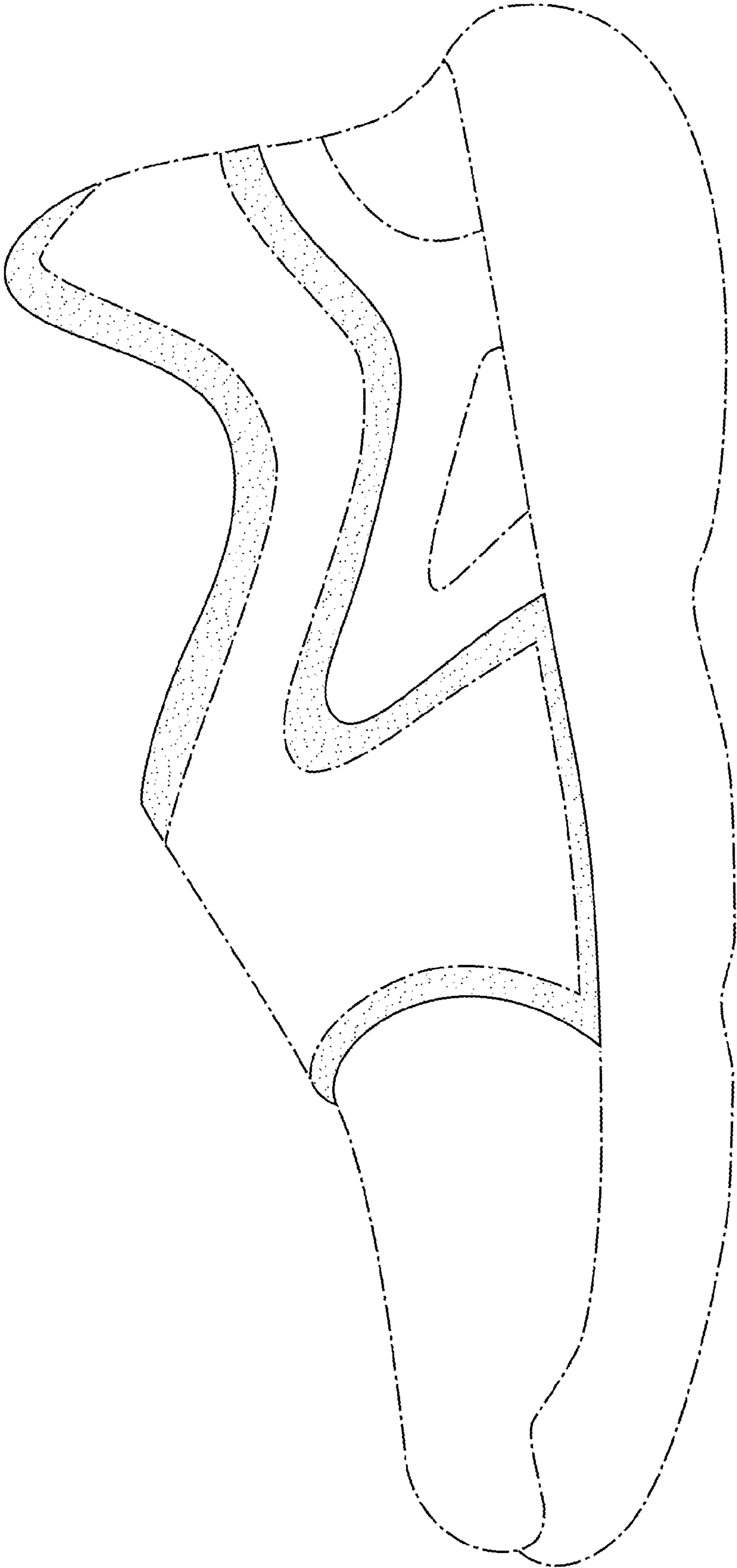


FIG. 2

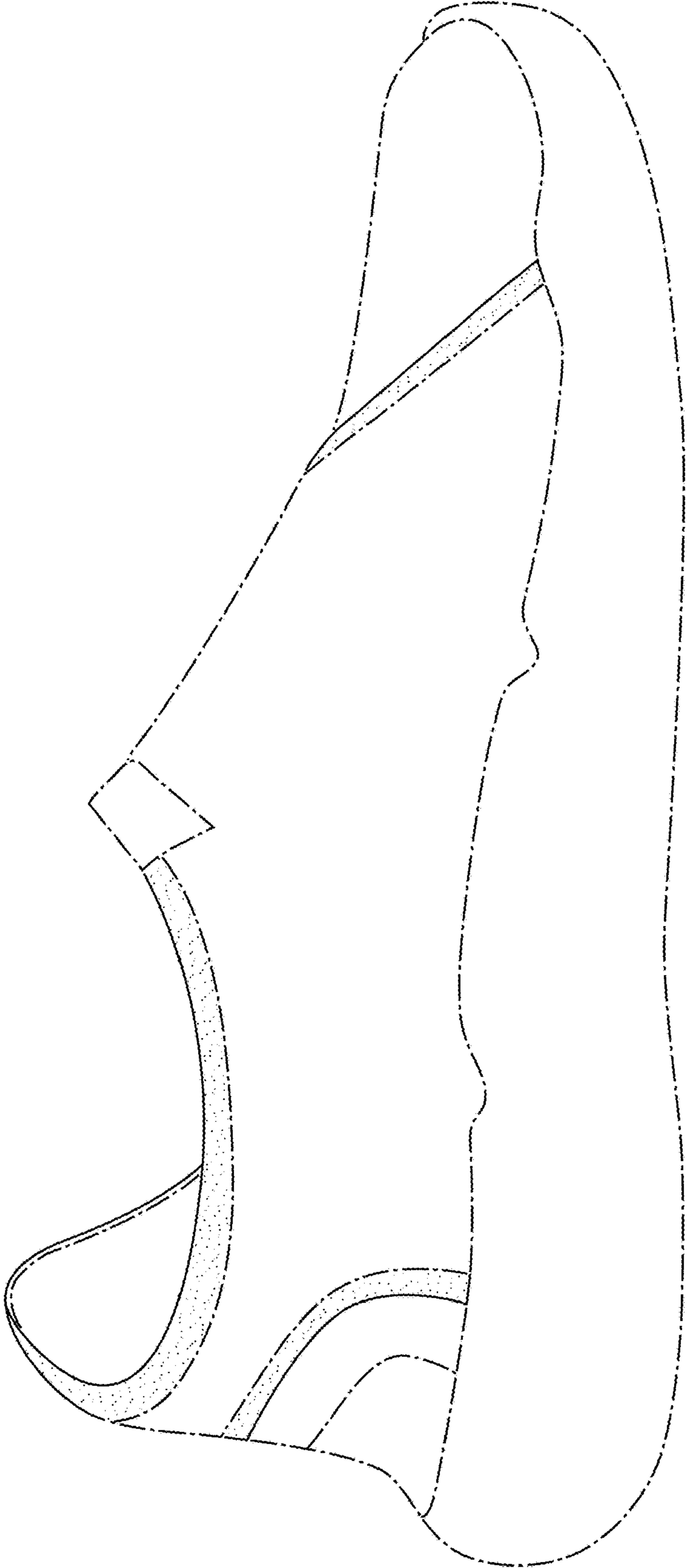


FIG. 3

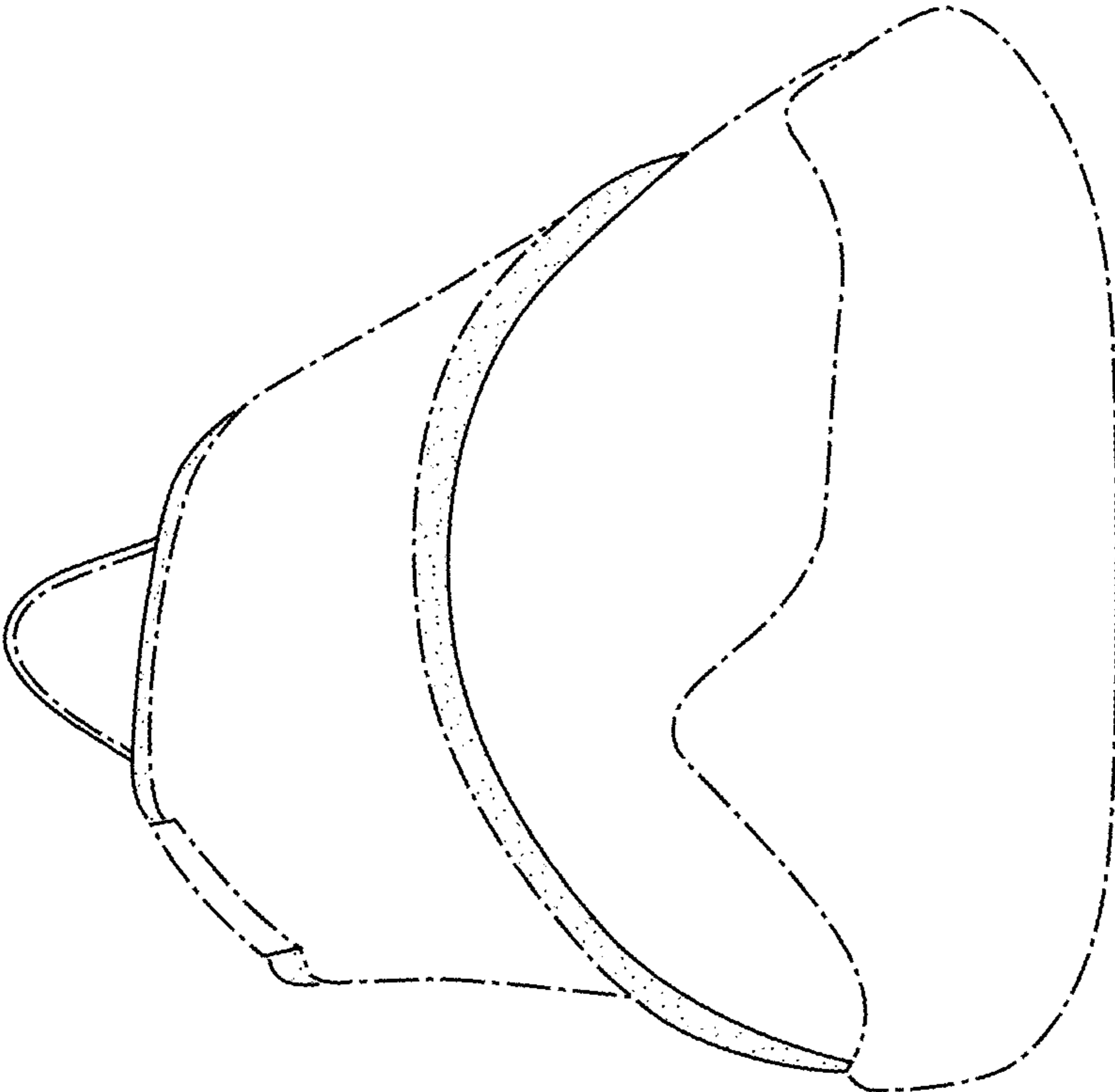


FIG. 4

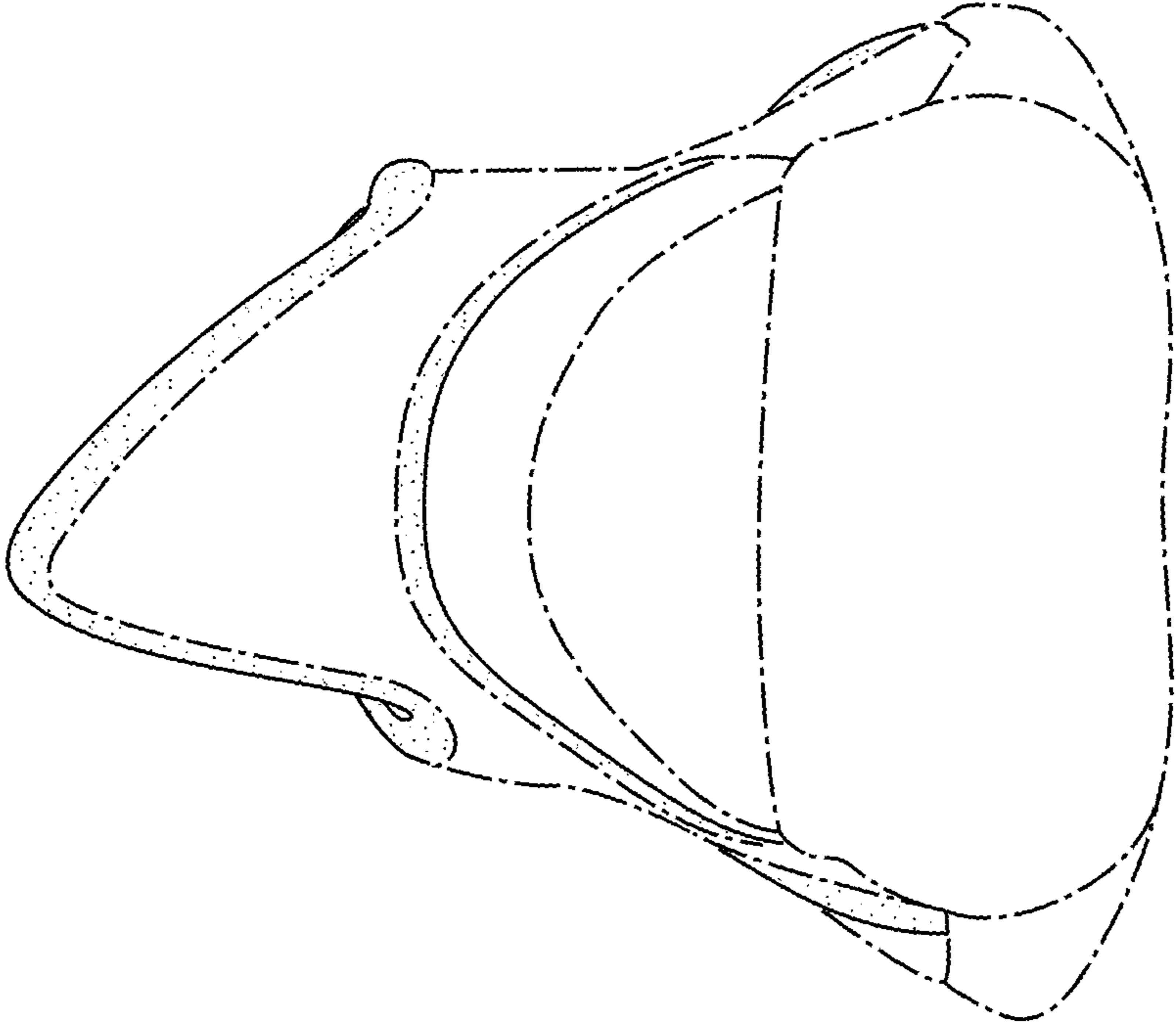


FIG. 5

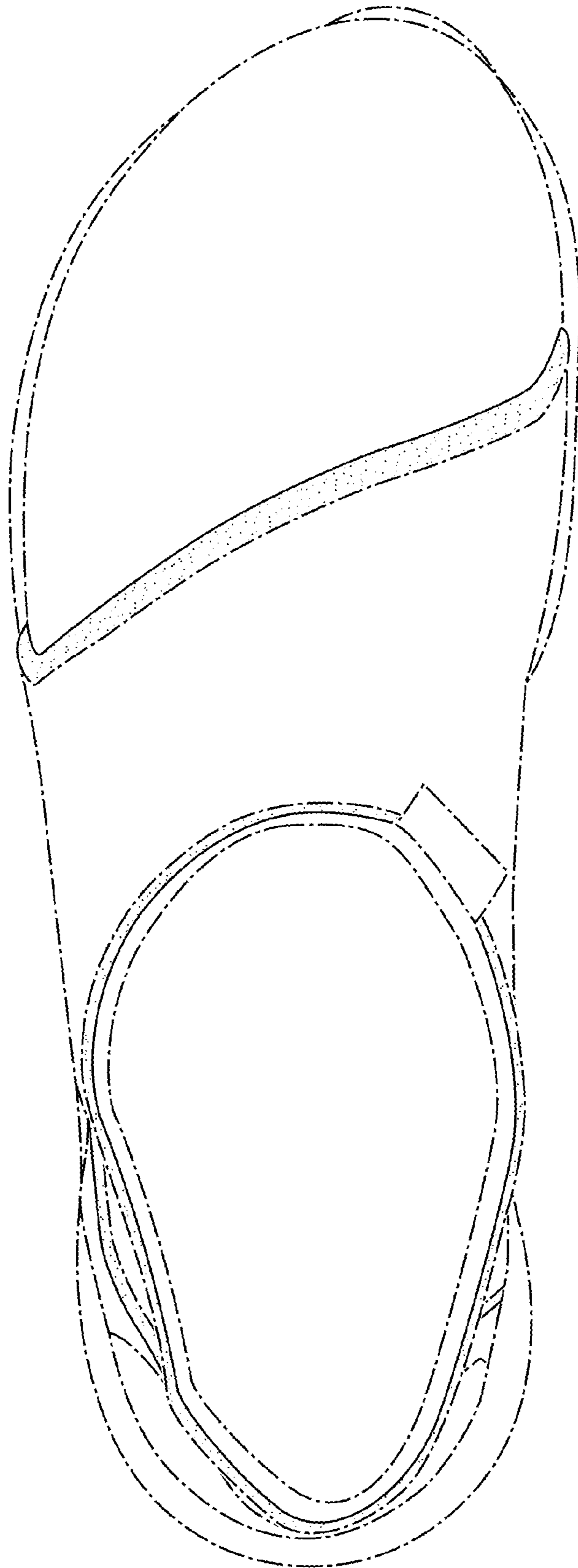


FIG. 6