

US00D854797S

(12) **United States Design Patent**
Mokos et al.

(10) **Patent No.:** **US D854,797 S**
(45) **Date of Patent:** **** Jul. 30, 2019**

- (54) **SHOE SOLE**
- (71) Applicant: **Cole Haan LLC**, New York City, NY (US)
- (72) Inventors: **Jeffrey Mokos**, New York City, NY (US); **Brett Brown**, New York City, NY (US); **Caroline Swierszczyk**, New York City, NY (US); **Mathew Chapdelaine**, Manchester, NH (US); **Scott Patt**, New York City, NY (US)
- (73) Assignee: **COLE HAAN LLC**, New York, NY (US)
- (**) Term: **15 Years**
- (21) Appl. No.: **29/632,343**
- (22) Filed: **Jan. 7, 2018**
- (51) **LOC (11) Cl.** **02-04**
- (52) **U.S. Cl.**
USPC **D2/953; D2/947; D2/951; D2/957; D2/960**
- (58) **Field of Classification Search**
USPC D2/902, 906, 908, 916, 918, 925, D2/946-962, 977; 36/3 B, 22 R, 24.5, 36/25 R, 28, 32 R, 34 R, 59 C, 67 A, 103
CPC A43B 13/00; A43B 13/02; A43B 13/023; A43B 13/026; A43B 13/04; A43B 13/08; A43B 13/10; A43B 13/12; A43B 13/14; A43B 13/141; A43B 13/143; A43B 13/16; A43B 13/18; A43B 13/181; A43B 13/187; A43B 13/189; A43B 13/20; A43B 13/22; A43B 13/223; A43B 13/24; A43B 13/28; A43B 13/30; A43B 13/32; A43B 13/34; A43B 13/36
See application file for complete search history.

(56) **References Cited**
U.S. PATENT DOCUMENTS

- D113,620 S * 3/1939 Cairns D2/955
- D159,466 S * 8/1950 Baltzer D2/957

- D195,542 S * 7/1963 Webster D2/957
- D203,577 S * 2/1966 Weisburg 36/59 C
- D326,179 S * 5/1992 Walker D2/954
- 5,237,760 A * 8/1993 Altman A43B 1/0036
36/103
- D513,838 S * 1/2006 Birkenstock D2/916
- D547,035 S * 7/2007 Belley D2/951
- 7,287,342 B2 * 10/2007 Keen A43B 3/22
36/50.1
- D554,837 S * 11/2007 Andersen D2/951
- D561,985 S * 2/2008 Andersen D2/957
- D589,692 S * 4/2009 McClaskie D2/951
- 7,631,440 B2 * 12/2009 Keen A43B 1/14
36/50.1
- 7,658,018 B2 * 2/2010 Lin A43B 17/08
36/3 B

(Continued)

Primary Examiner — T Chase Nelson
(74) *Attorney, Agent, or Firm* — Thompson Coburn LLP


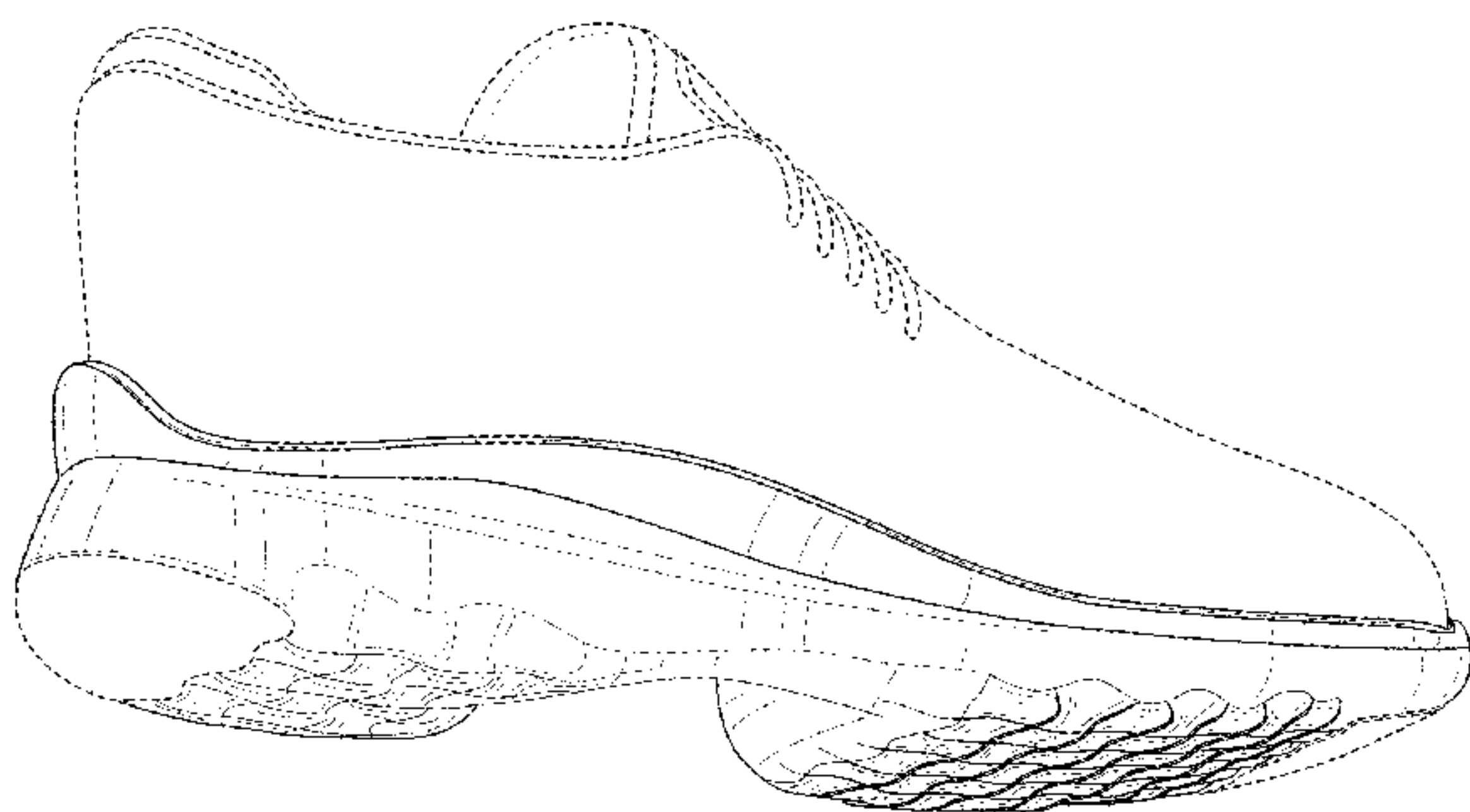
(57) **CLAIM**

The ornamental design for a shoe sole, as shown and described.

DESCRIPTION

FIG. 1 is a first perspective view of the shoe sole showing our new design;
FIG. 2 is a front view thereof;
FIG. 3 is a rear view thereof;
FIG. 4 is a right view thereof;
FIG. 5 is a left side view thereof;
FIG. 6 is a top view thereof; and,
FIG. 7 is a bottom view thereof.
The broken lines immediately adjacent the shaded areas represent the bounds of the claimed design while all other broken lines are directed to environment and are for illustrative purposes only; the broken lines form no part of the claimed design.

1 Claim, 7 Drawing Sheets



(56)

References Cited

U.S. PATENT DOCUMENTS

D613,942	S *	4/2010	Shing	D3/232
D616,187	S *	5/2010	Moon	D2/951
D618,920	S *	7/2010	Wiwi	D5/58
D619,346	S *	7/2010	Moon	D2/951
D620,689	S *	8/2010	Weber	D2/902
D630,441	S *	1/2011	Wiwi	D5/59
D634,129	S *	3/2011	Gerlach	D5/57
D640,064	S *	6/2011	Horn	A44B 18/0011 D5/59
D640,451	S *	6/2011	Chang	D2/917
D765,373	S *	9/2016	Swierszczk	D2/951
D792,689	S *	7/2017	Mokos	D2/951
D792,690	S *	7/2017	Swierszczk	D2/951
D792,691	S *	7/2017	Mokos	D2/951
D795,546	S *	8/2017	Kinley	D2/951
D808,137	S *	1/2018	Shyllon	D2/953
D814,156	S *	4/2018	Mial	D2/957
D816,965	S *	5/2018	Christopherson	A43B 1/14 D2/960
D818,254	S *	5/2018	Christopherson	A43B 3/22 D2/960
2014/0223777	A1 *	8/2014	Whiteman	A43B 13/125 36/102
2017/0099907	A1 *	4/2017	Cin	A43B 23/0205

* cited by examiner

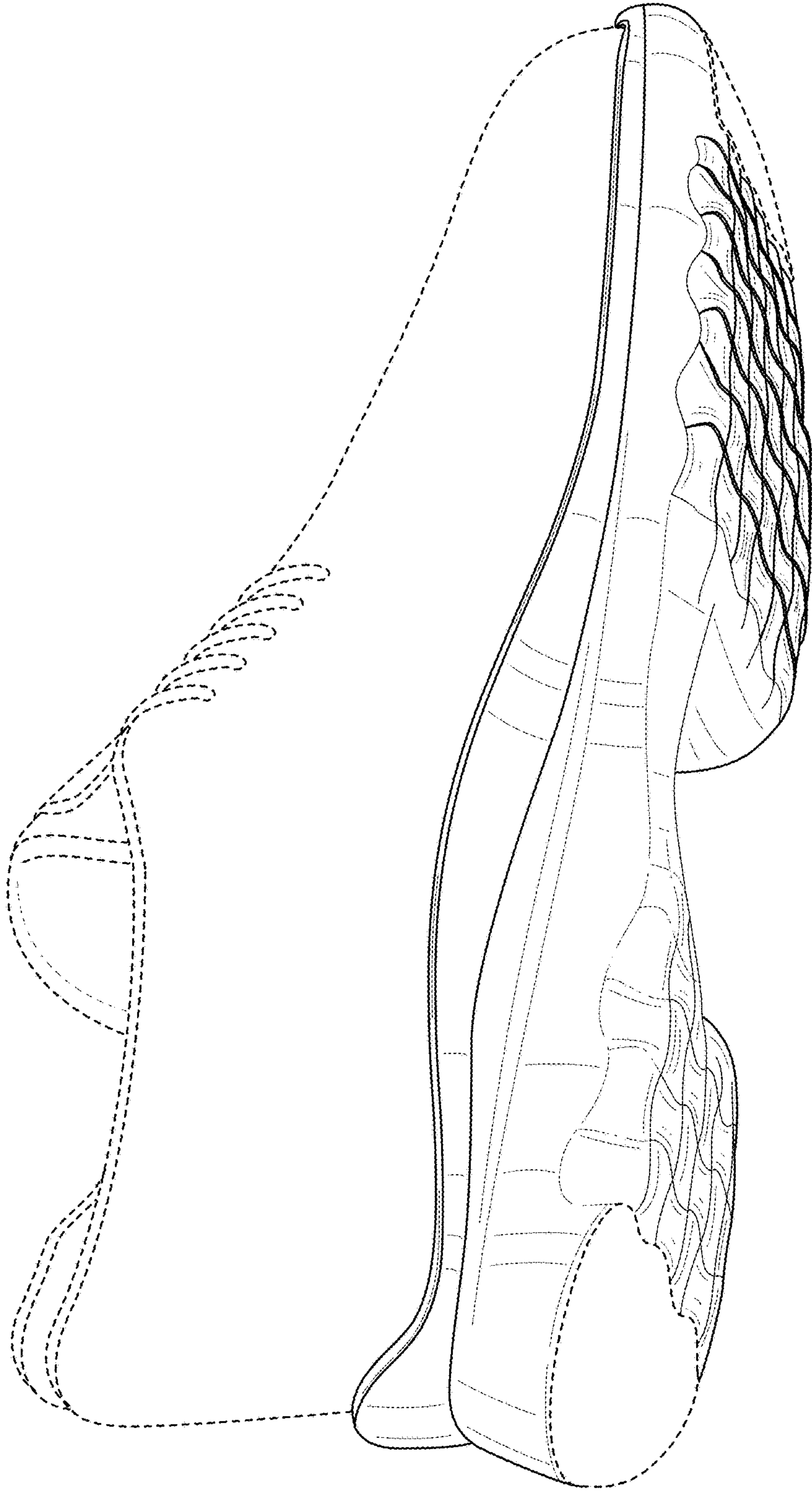


FIG. 1

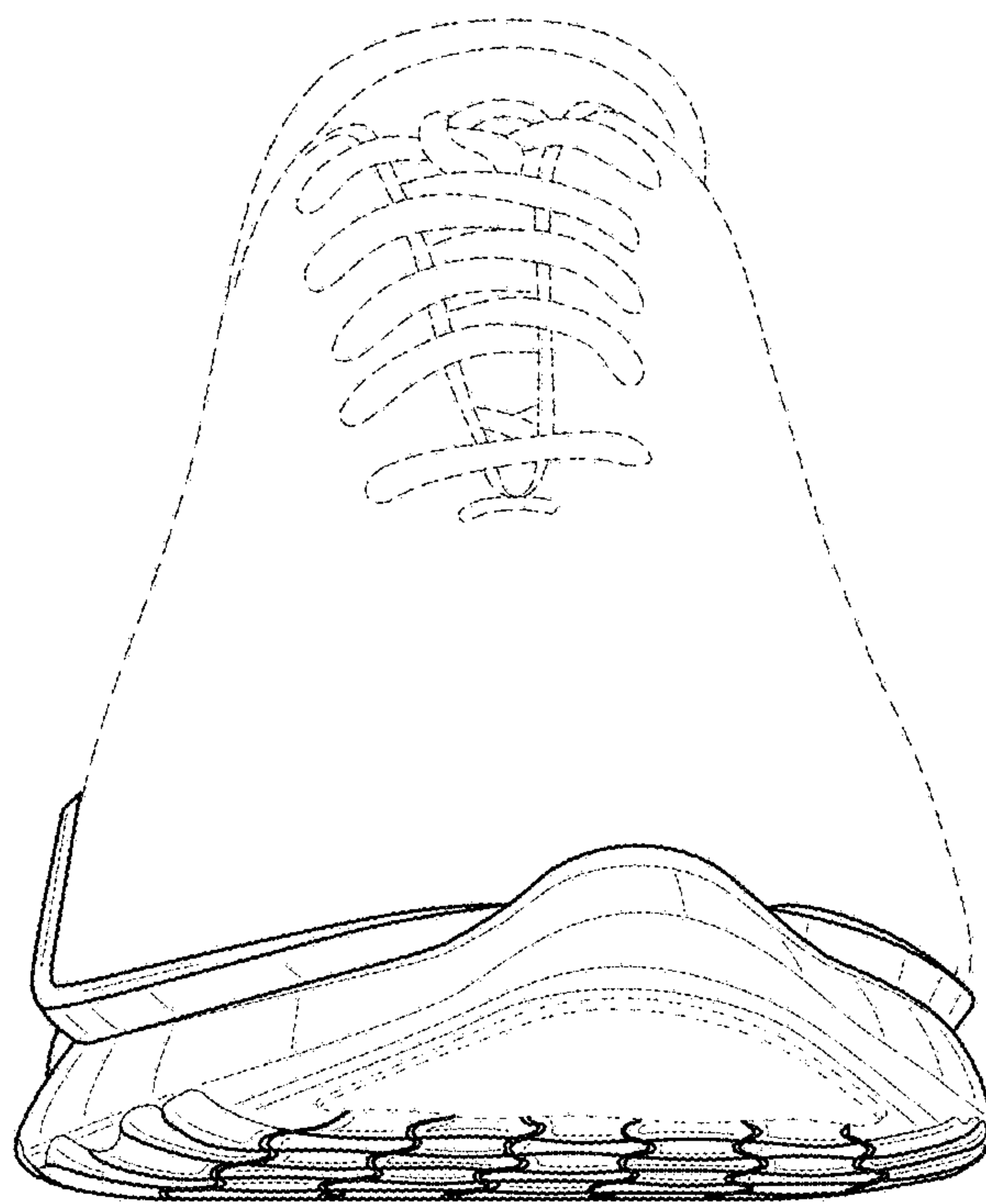


FIG. 2

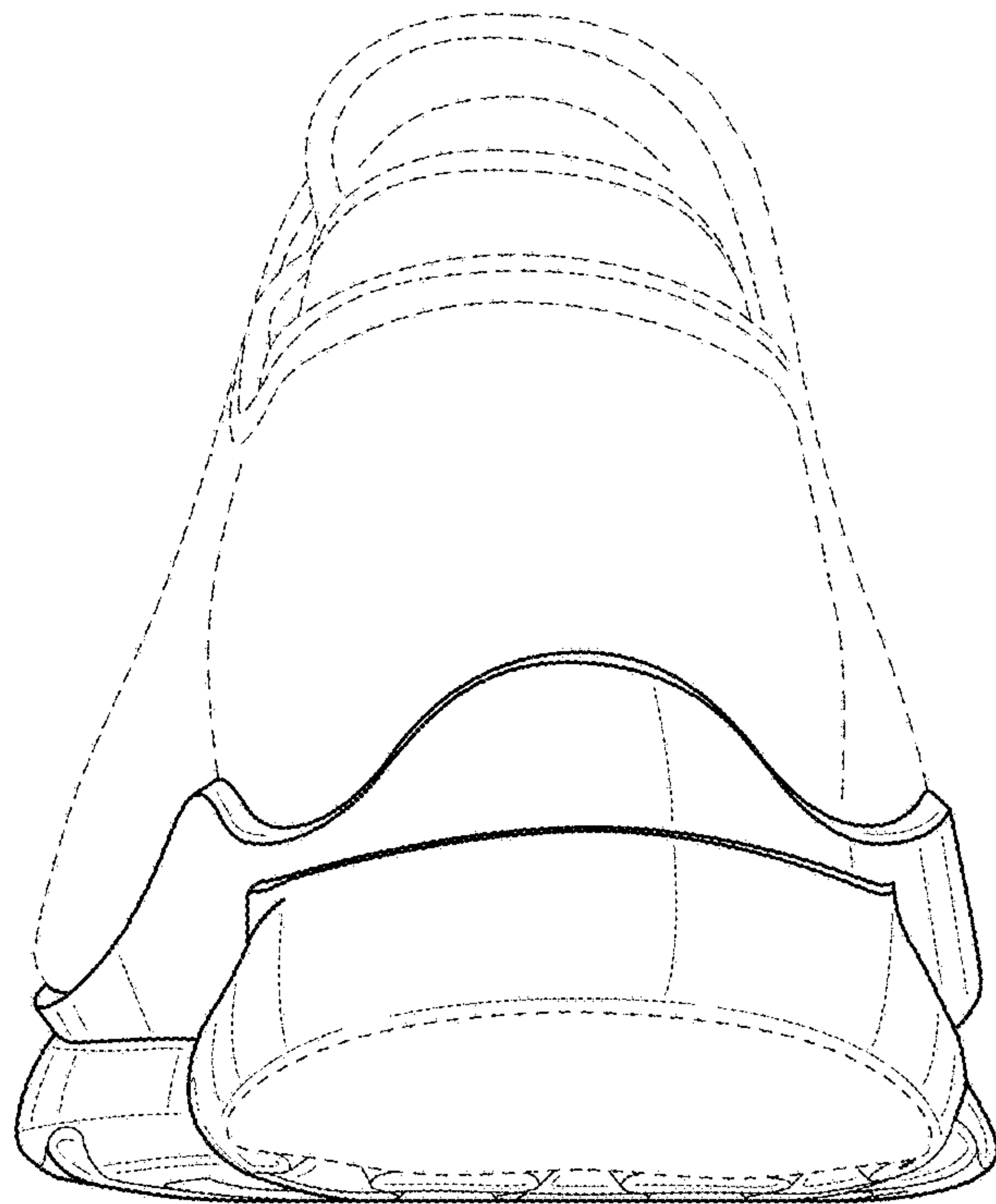


FIG. 3

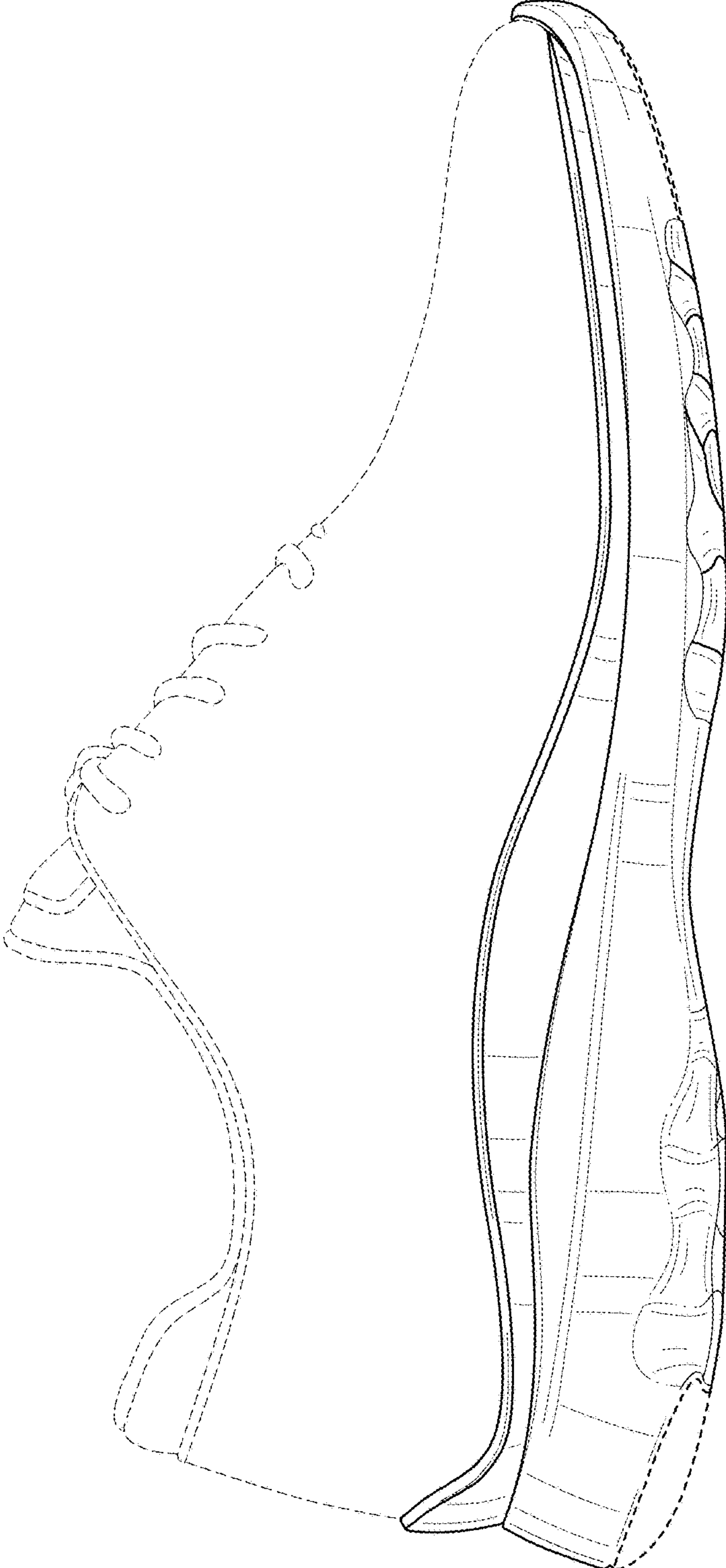


FIG. 4

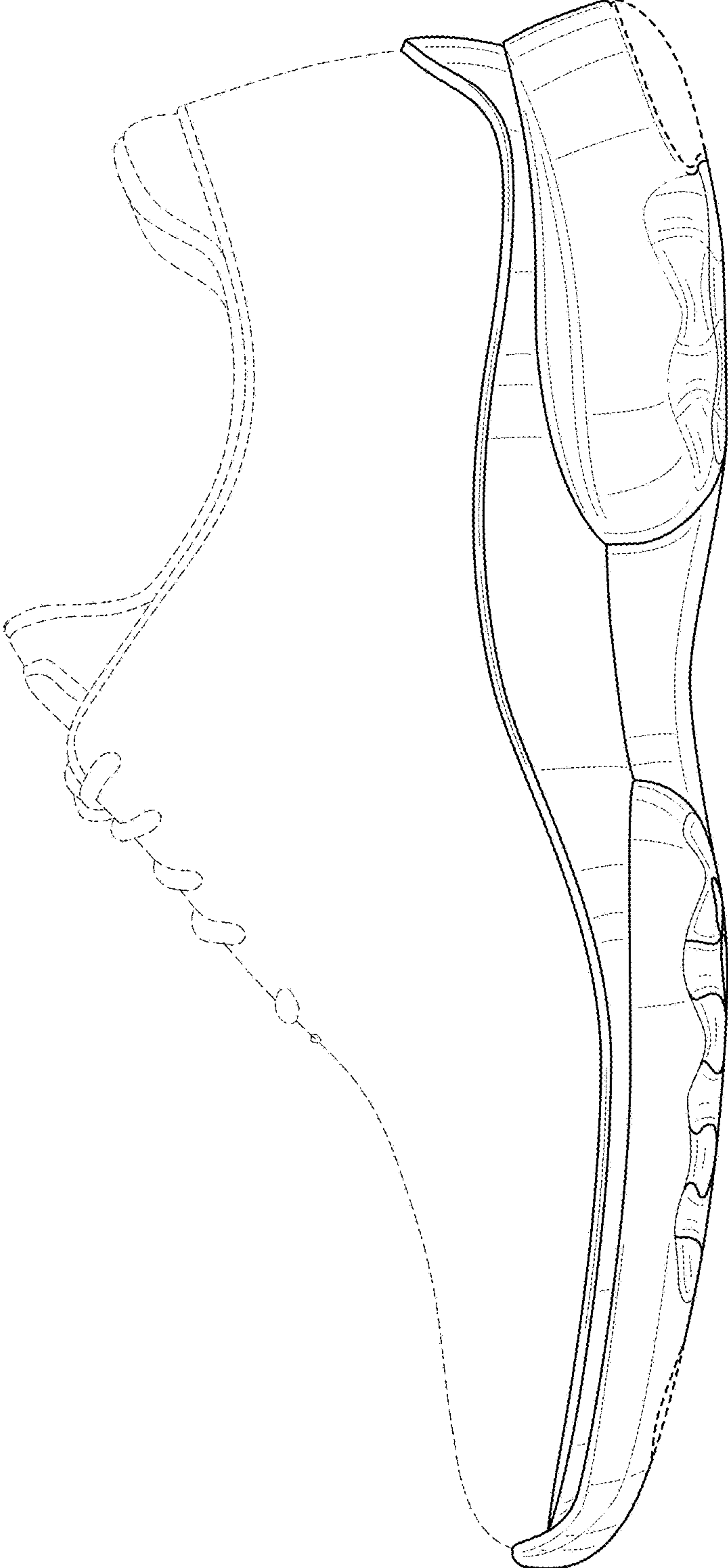


FIG. 5

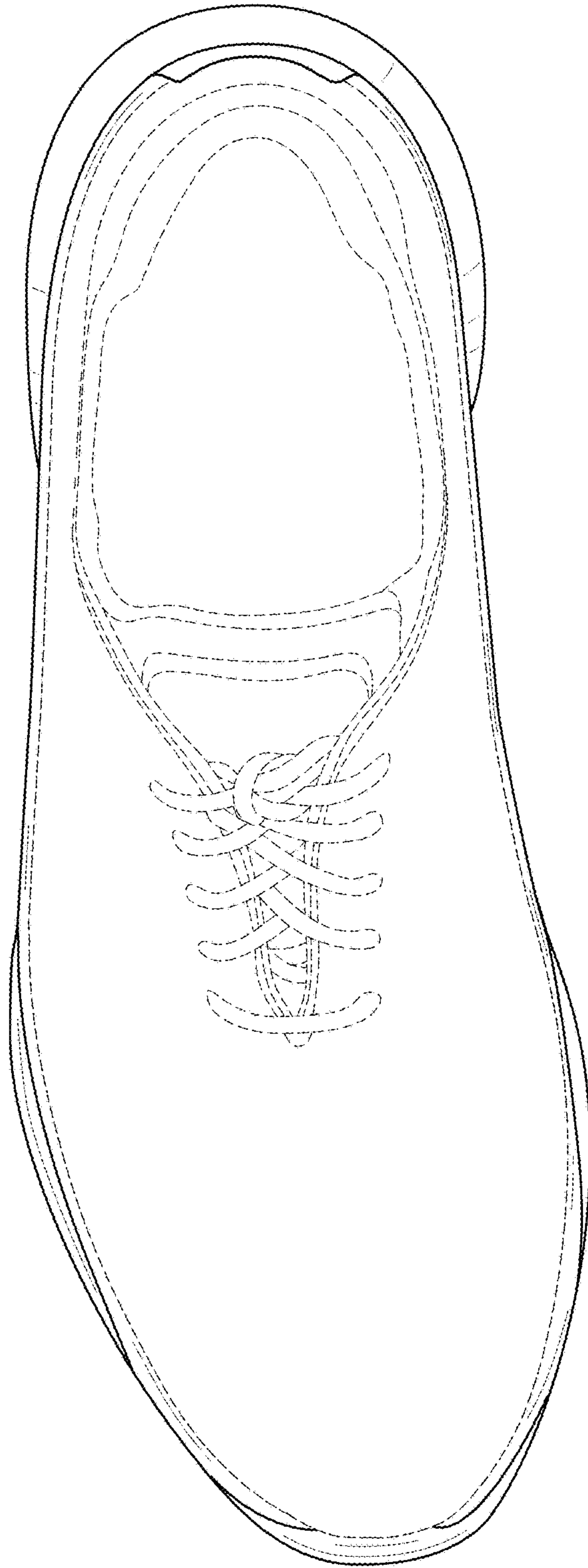


FIG. 6

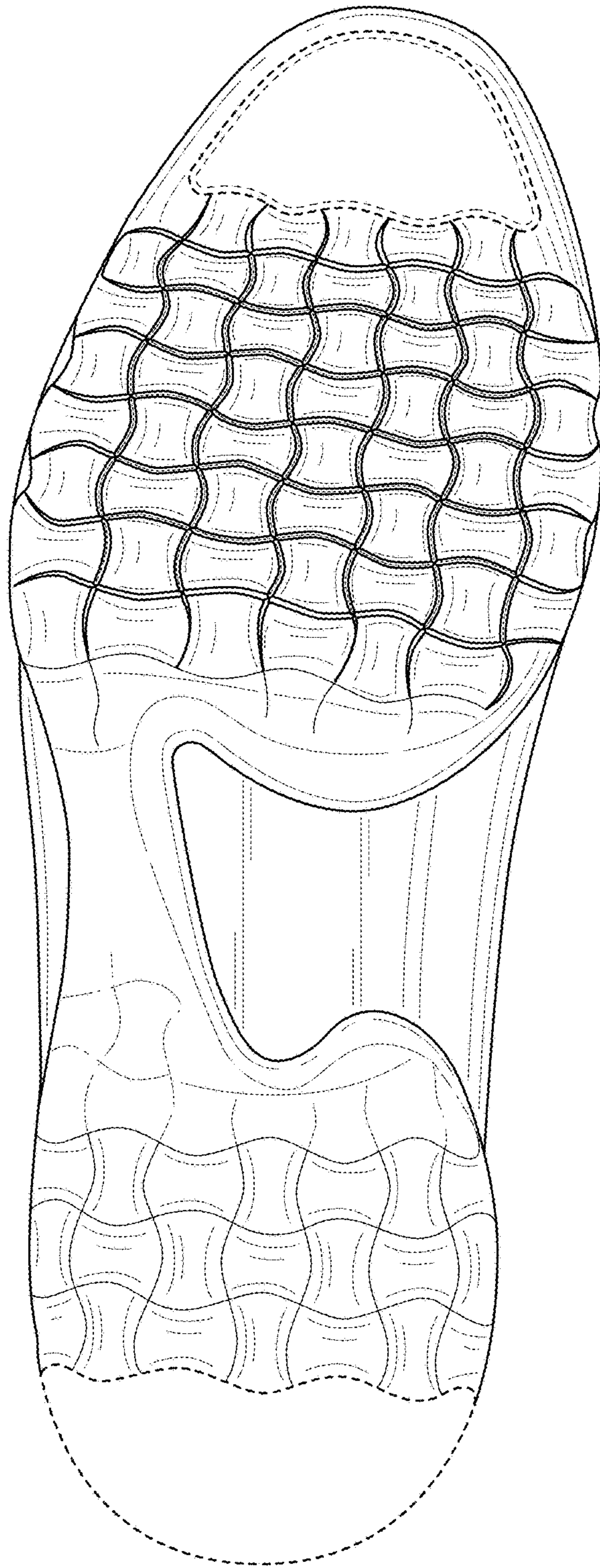


FIG. 7