



US00D854754S

(12) **United States Design Patent**  
**Fontana**

(10) **Patent No.:** **US D854,754 S**  
(45) **Date of Patent:** **\*\* Jul. 23, 2019**

- (54) **HEAD PROTECTOR**
- (71) Applicant: **Richard Fontana**, Alta Loma, CA (US)
- (72) Inventor: **Richard Fontana**, Alta Loma, CA (US)
- (\*\*) Term: **15 Years**
- (21) Appl. No.: **29/664,287**
- (22) Filed: **Sep. 24, 2018**

6,343,385	B1 *	2/2002	Katz	.....	A42B 3/00	2/410
D482,163	S *	11/2003	Brown	.....	D29/102	
7,058,989	B2 *	6/2006	Domingos	.....	A42B 3/00	2/412
D564,134	S *	3/2008	Brundage	.....	D29/102	
7,774,861	B1 *	8/2010	Schmidt	.....	A42C 5/02	2/181
D663,901	S *	7/2012	Vito	.....	D29/122	
D667,592	S *	9/2012	Vito	.....	D29/122	
D701,999	S *	4/2014	Hanson	.....	D29/106	
D703,871	S *	4/2014	Attey	.....	D29/102	
9,009,871	B2 *	4/2015	Shasha	.....	A42B 1/08	2/411
9,032,549	B1 *	5/2015	Cameron	.....	A42B 1/203	2/171.3
D762,330	S *	7/2016	Floyd, Jr.	.....	D2/894	
D765,918	S *	9/2016	Floyd, Jr.	.....	D2/892	
10,080,394	B2 *	9/2018	Johnston	.....	A41D 20/00	
D837,455	S *	1/2019	Dickie	.....	D29/102	
2006/0096010	A1	5/2006	Glaser			

**Related U.S. Application Data**

- (63) Continuation-in-part of application No. 15/401,589, filed on Jan. 9, 2017.
- (51) **LOC (11) Cl.** ..... **29-02**
- (52) **U.S. Cl.**  
USPC ..... **D29/108**
- (58) **Field of Classification Search**  
USPC ..... D29/122, 102-103, 106-107, 108-111  
CPC ..... A42B 3/00; A42B 3/04; A42B 3/0406;  
A42B 3/18; A42B 3/20; A42B 3/225;  
A42B 3/10; A42B 3/12; A42B 3/122;  
A42B 1/08; A61F 9/06  
See application file for complete search history.

*Primary Examiner* — Ruth McInroy  
(74) *Attorney, Agent, or Firm* — Brooks Kushman P.C.

(57) **CLAIM**

The ornamental design for a head protector, as shown and described.

**DESCRIPTION**

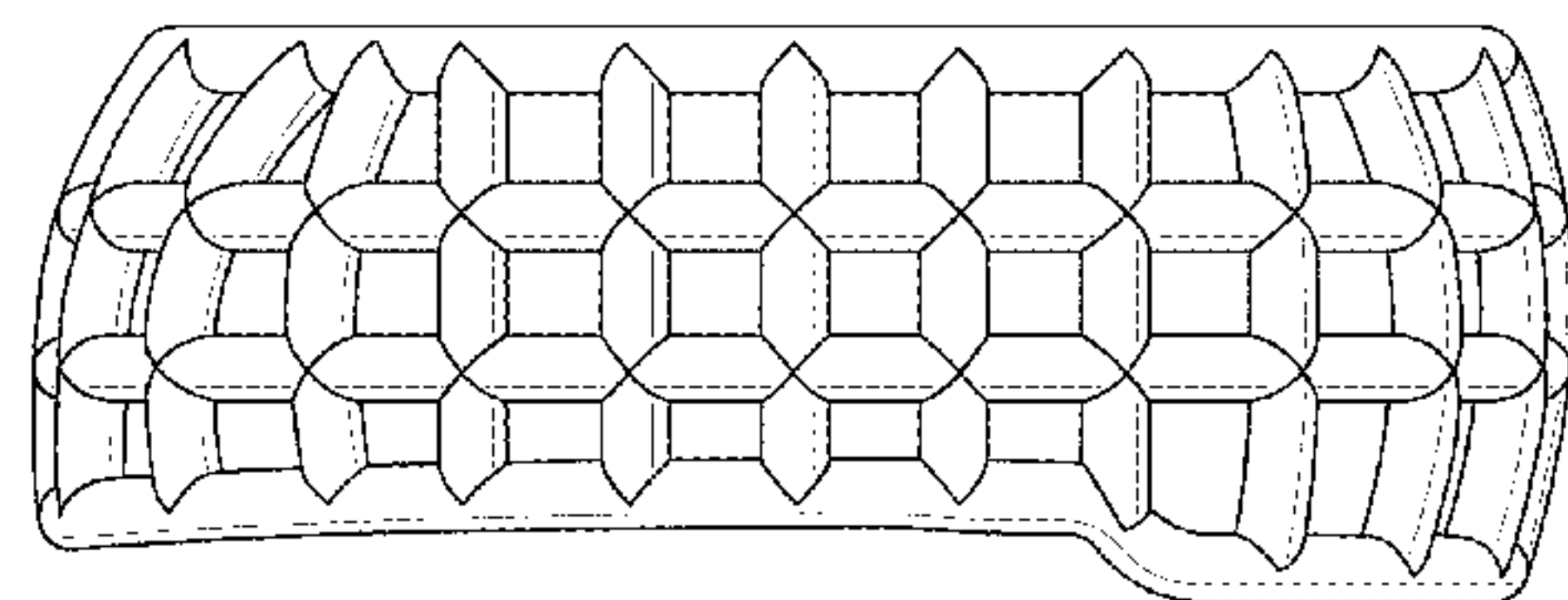
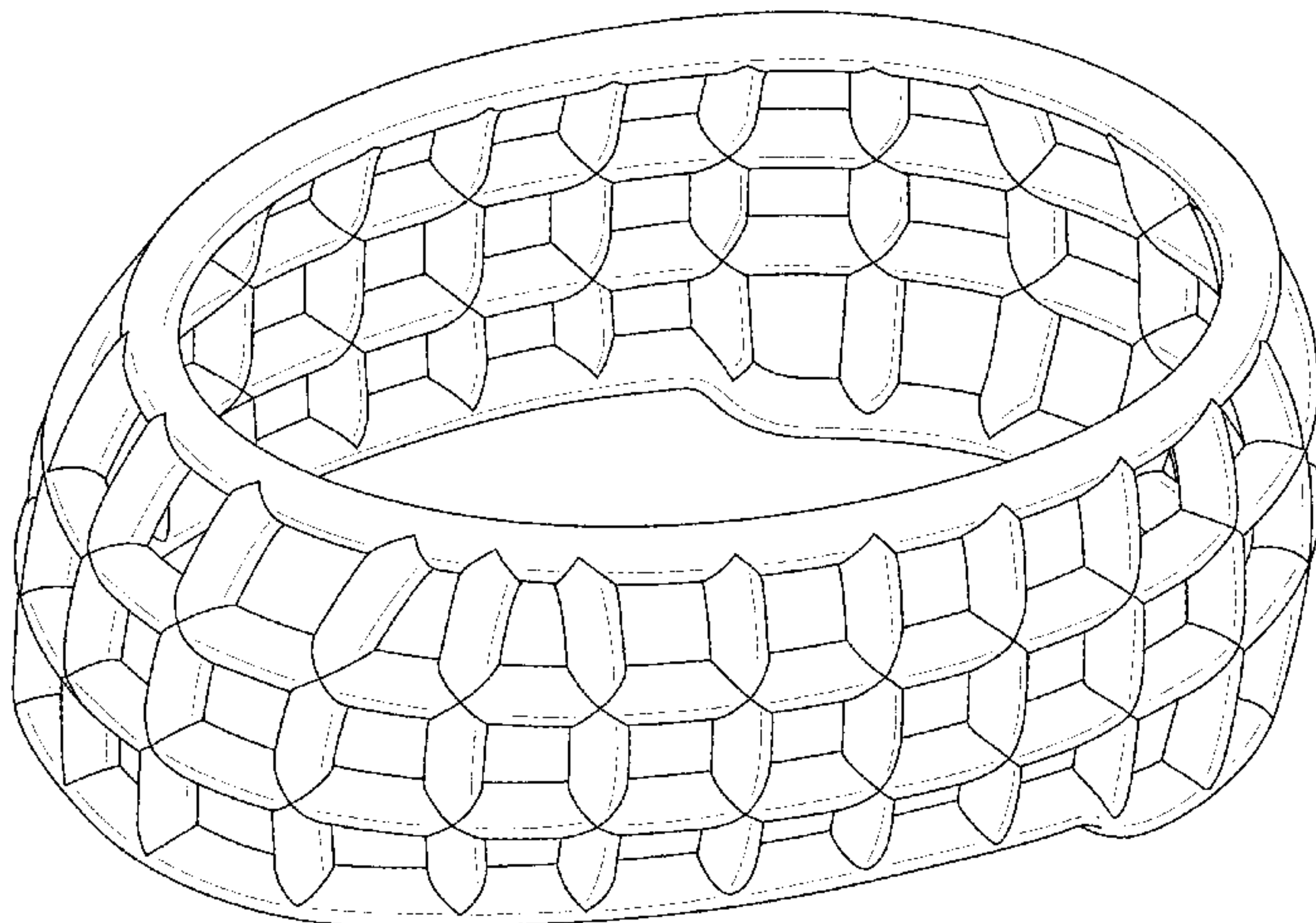
FIG. 1 is a perspective view of a head protector showing my new design;  
FIG. 2 is a front view thereof;  
FIG. 3 is a rear view thereof;  
FIG. 4 is a left side view thereof;  
FIG. 5 is a right side view thereof;  
FIG. 6 is a top plan view thereof; and,  
FIG. 7 is a bottom plan view thereof.  
The broken lines are for illustrative purposes only and form no part of the claimed design.

(56) **References Cited**

**U.S. PATENT DOCUMENTS**

2,825,328	A *	3/1958	Olsen	.....	A61F 13/12	2/181
3,555,561	A	1/1971	Neis			
3,735,418	A *	5/1973	Kavanagh	.....	A42B 3/12	2/416
3,994,022	A	11/1976	Villari et al.			
4,790,034	A	12/1988	Pass			
D343,927	S *	2/1994	Hamdan	.....	D29/102	
5,745,923	A	5/1998	Katz			
5,790,988	A *	8/1998	Guadagnino, Jr.	.....	A42B 3/00	2/411
5,819,318	A	10/1998	Tse			

**1 Claim, 4 Drawing Sheets**



(56)

**References Cited**

U.S. PATENT DOCUMENTS

2008/0028497 A1 2/2008 Hayes  
2011/0179557 A1 7/2011 Rabie  
2014/0047621 A1 2/2014 Toney et al.  
2015/0272256 A1 10/2015 Meier  
2016/0324245 A1 11/2016 Clement et al.  
2017/0367431 A1 12/2017 Lee

\* cited by examiner

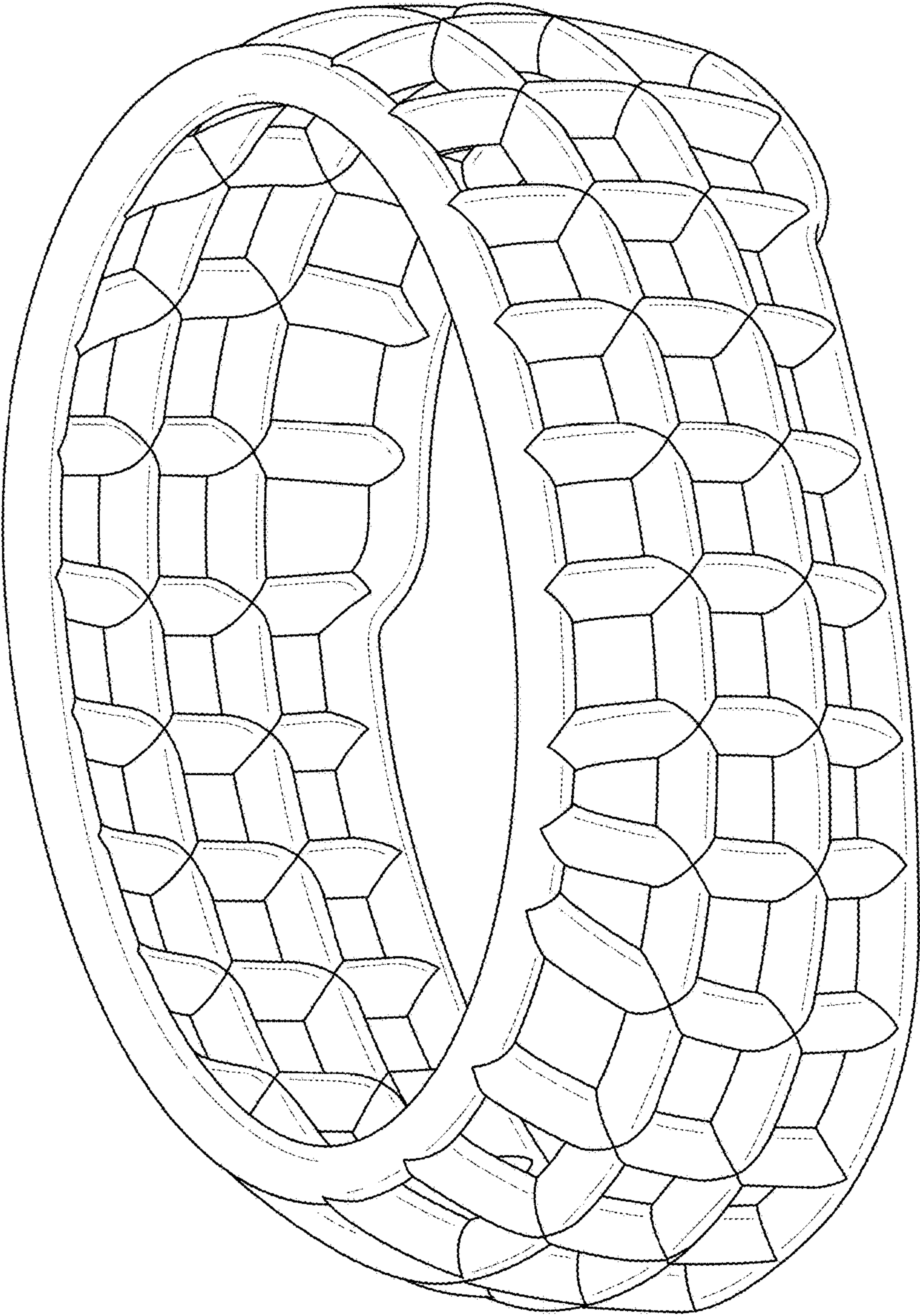


FIG. 1

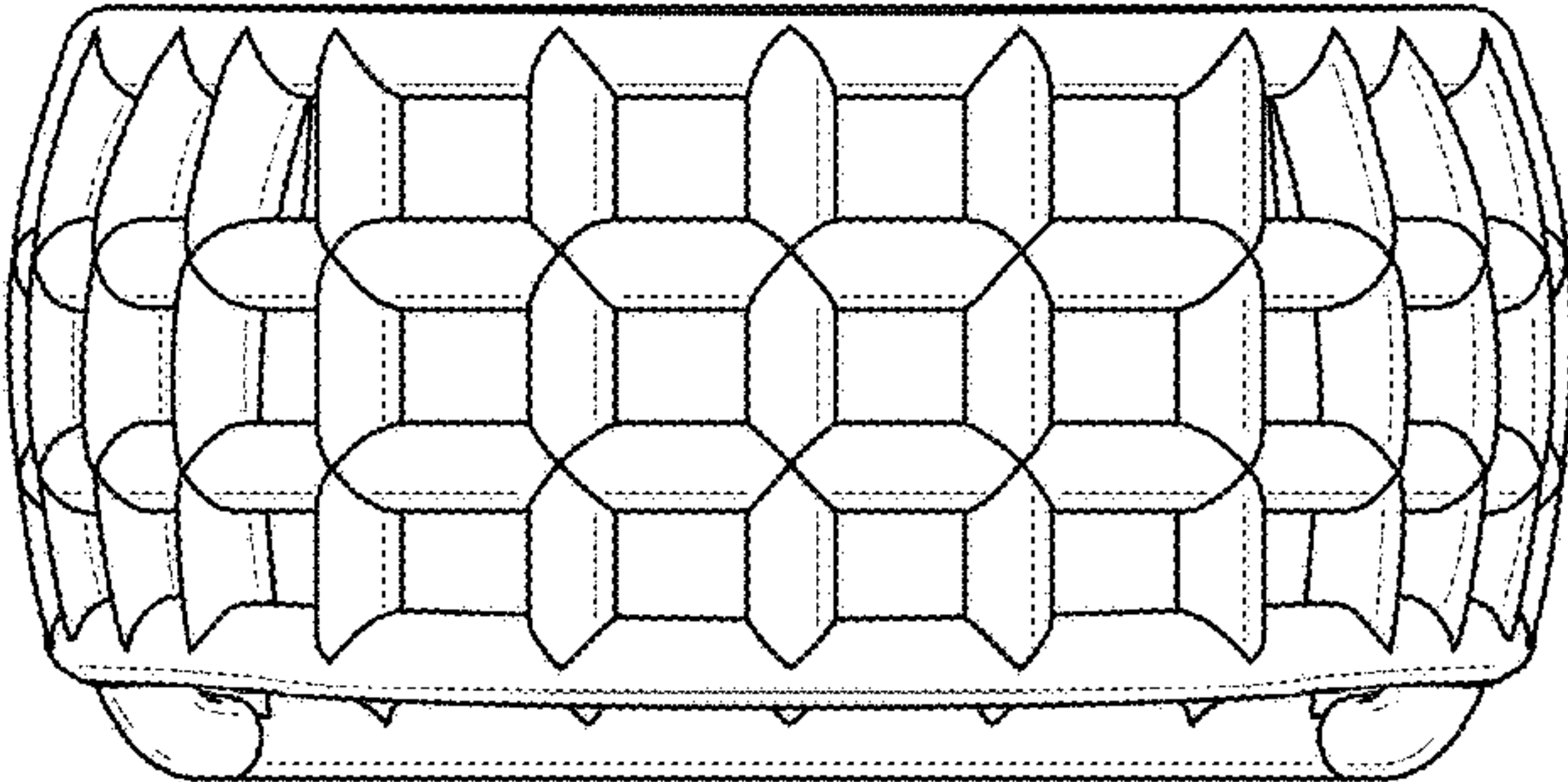


FIG. 2

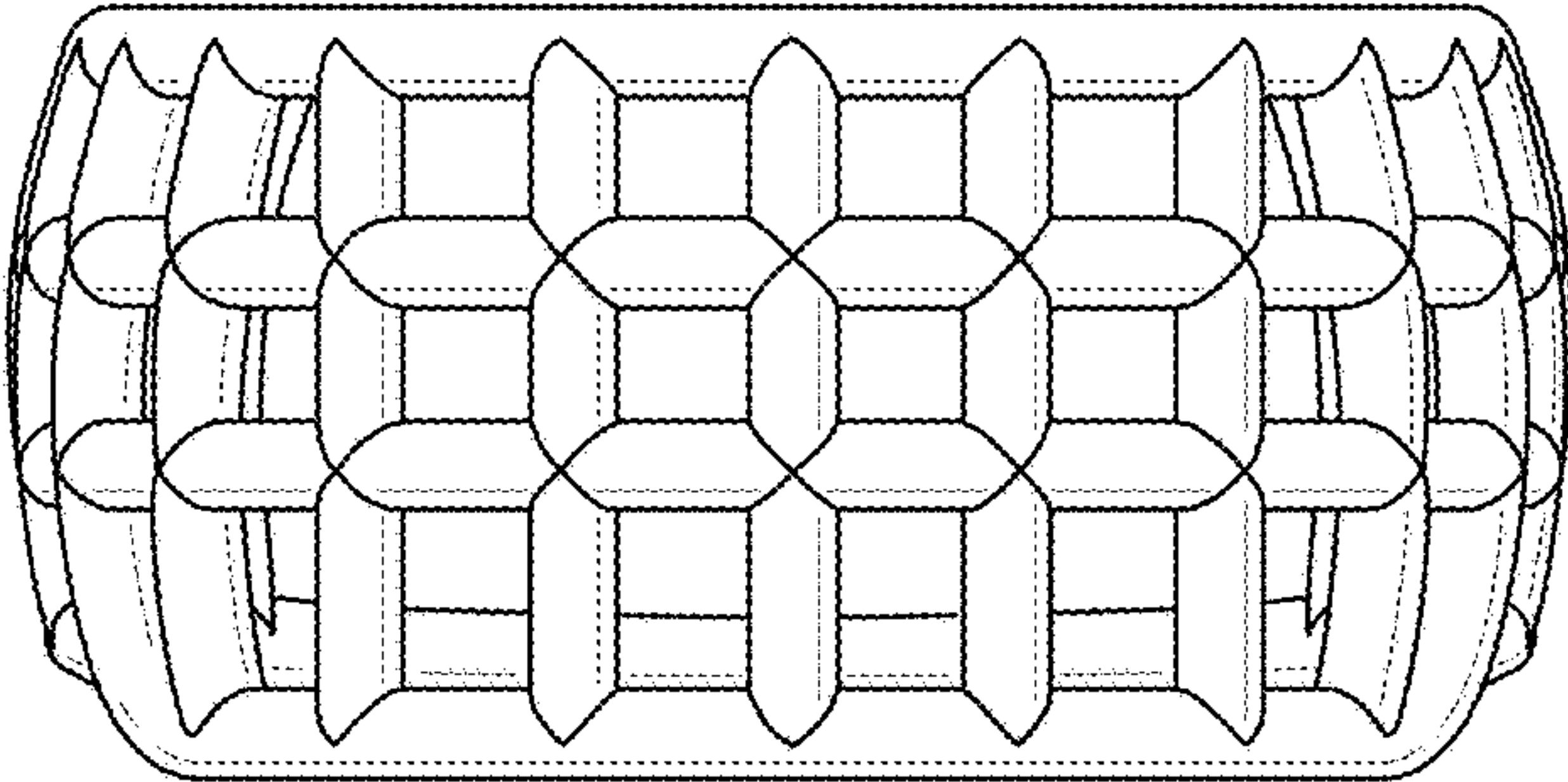


FIG. 3



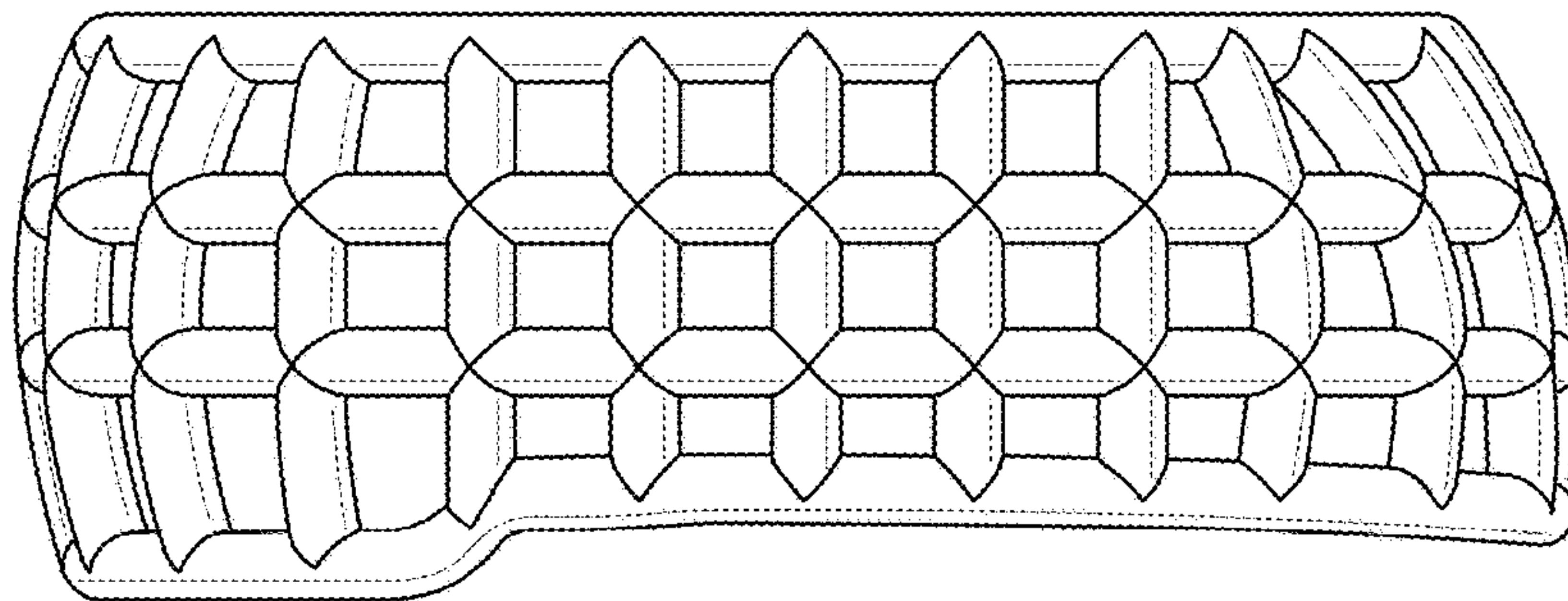


FIG. 4

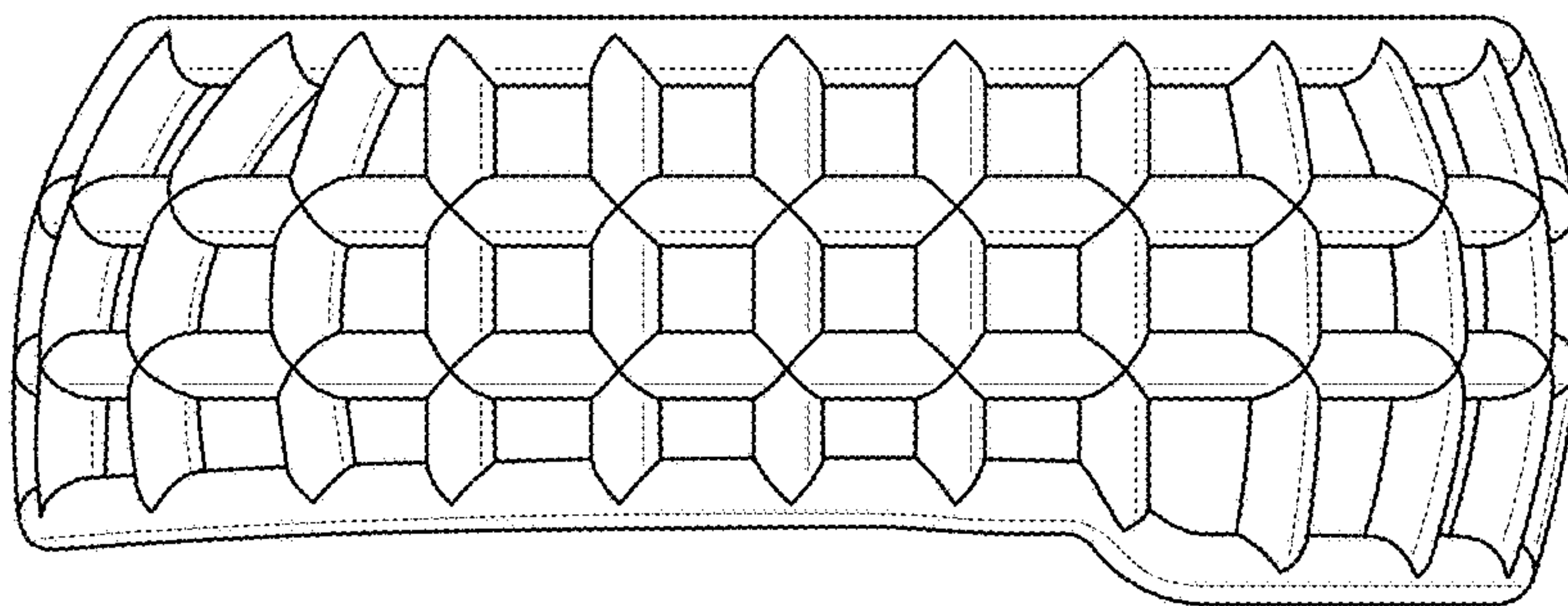


FIG. 5

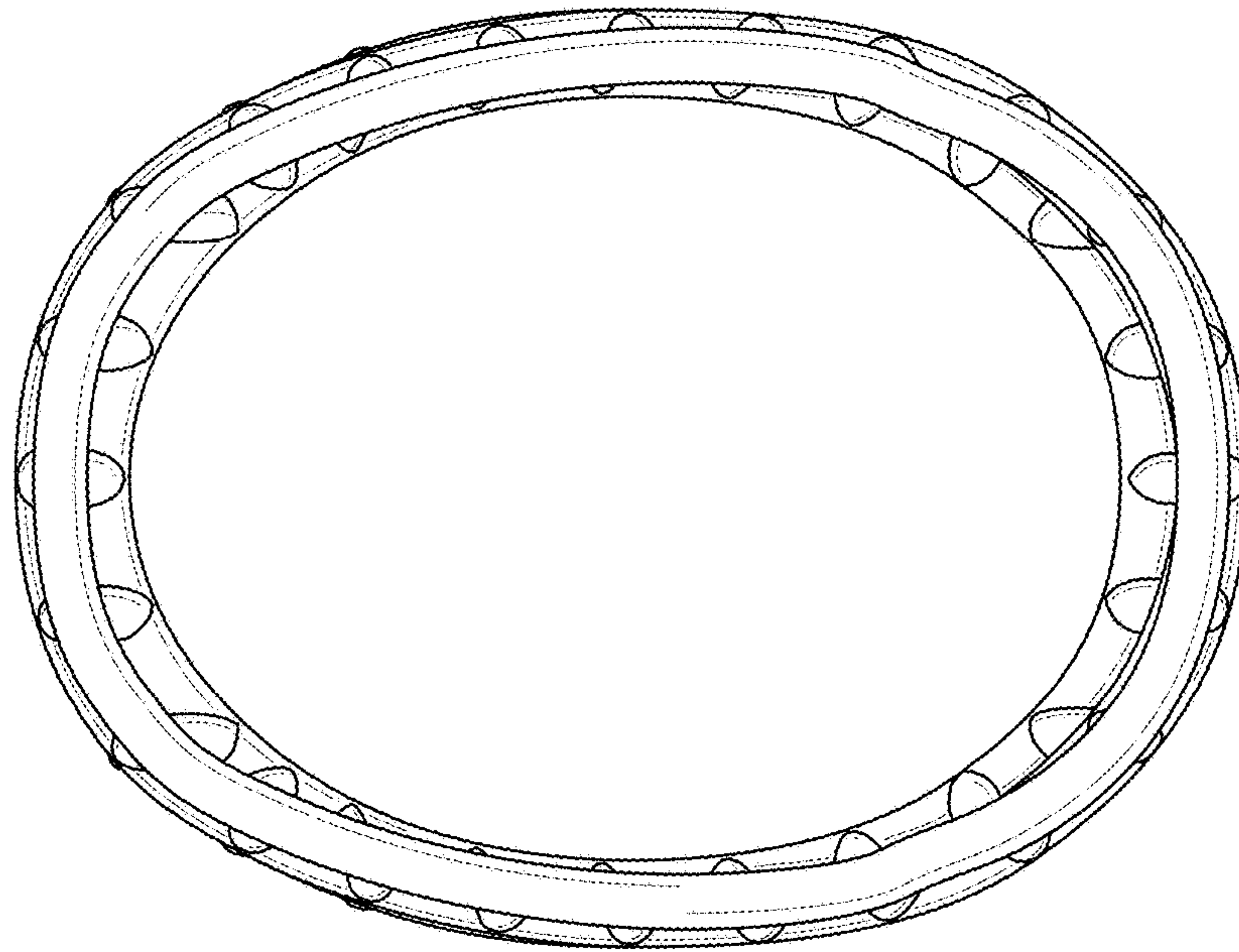


FIG. 7

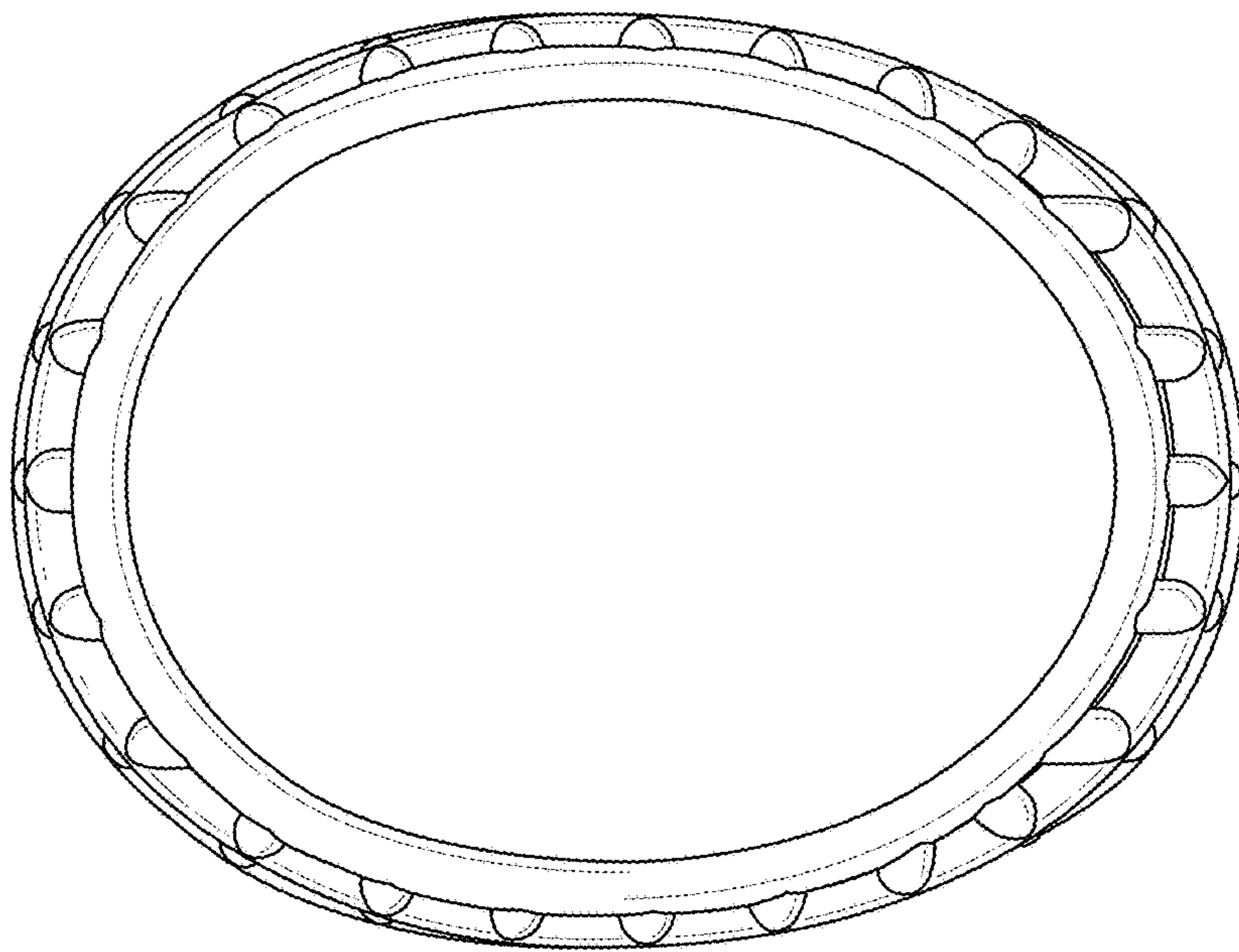


FIG. 6