



US00D854745S

(12) **United States Design Patent**  
**Chia et al.**

(10) **Patent No.:** **US D854,745 S**  
(45) **Date of Patent:** **\*\* Jul. 23, 2019**

- (54) **HAIRDRYER FILTER**
- (71) Applicant: **Dyson Technology Limited**, Wiltshire (GB)
- (72) Inventors: **Weiyi Chia**, Singapore (SG); **Eric Purnama Utama Ng**, Singapore (SG); **Yuankang Liu**, Singapore (SG)
- (73) Assignee: **Dyson Technology Limited**, Malmesbury, Wiltshire (GB)
- (\*\*) Term: **15 Years**
- (21) Appl. No.: **29/639,624**
- (22) Filed: **Mar. 7, 2018**

5,598,640 A *	2/1997	Schepisi	.....	A45D 20/12
				34/96
D414,896 S *	10/1999	Goetschi	.....	D28/18
D508,585 S *	8/2005	Moore	.....	D28/12
D559,464 S *	1/2008	Singh	.....	D28/73
D622,001 S *	8/2010	Zabala	.....	D28/18
D791,407 S *	7/2017	Smith	.....	D28/13
D814,109 S *	3/2018	Gordon	.....	D28/10
D814,699 S *	4/2018	White	.....	D28/10
9,936,788 B2 *	4/2018	Stephens	.....	A45D 20/122
D830,630 S *	10/2018	Chia	.....	D28/18
2009/0083986 A1 *	4/2009	Langley	.....	A45D 19/16
				34/98
2017/0150796 A1 *	6/2017	Stephens	.....	A45D 20/12
2017/0164709 A1 *	6/2017	Laveni	.....	A45D 20/10
2017/0361249 A1 *	12/2017	Ries	.....	B01D 29/33

\* cited by examiner

*Primary Examiner* — Susan Bennett Hattan  
*Assistant Examiner* — Rebecca Tsehaye  
 (74) *Attorney, Agent, or Firm* — Morrison & Foerster LLP

- (30) **Foreign Application Priority Data**
- Sep. 8, 2017 (EM) ..... 004248193-0001
- (51) **LOC (11) Cl.** ..... **28-03**
- (52) **U.S. Cl.**
- USPC ..... **D28/18**
- (58) **Field of Classification Search**
- USPC ..... D28/18, 19, 24, 10; 34/97, 98, 96, 99, 34/101; 392/380, 383-385; 132/271
- CPC ..... A45D 20/12; A45D 20/00; A45D 20/04; A45D 20/06; A45D 20/10; A45D 20/08; A45D 20/122; A45D 20/124; A45D 20/18; A45D 20/48; A45D 20/52
- See application file for complete search history.

(57) **CLAIM**

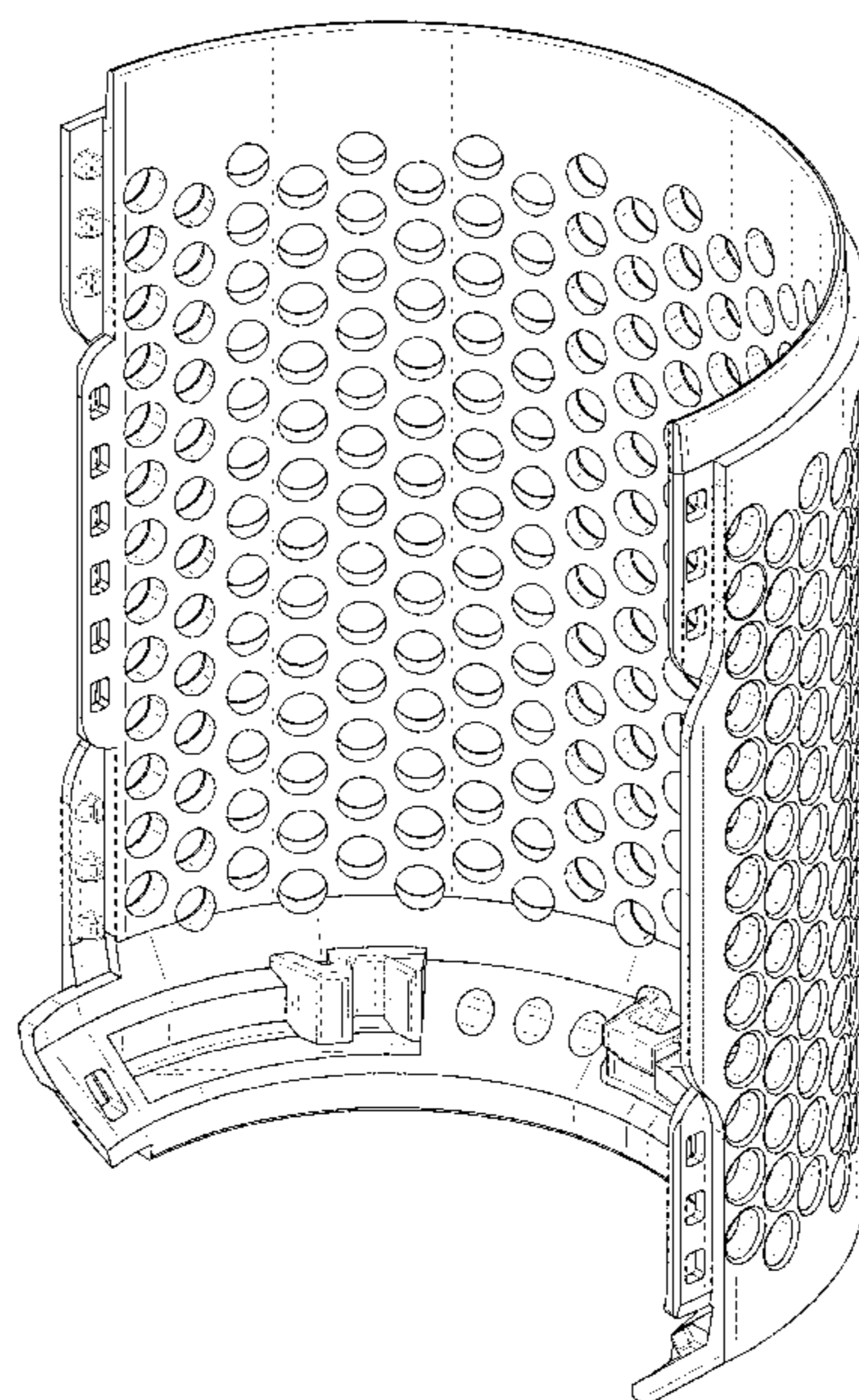
We claim the ornamental design for a hairdryer filter, as shown and described.

**DESCRIPTION**

FIG. 1 is a perspective view of a hairdryer filter showing our new design;  
 FIG. 2 is a first side view thereof;  
 FIG. 3 is a side view of the opposite side of FIG. 2;  
 FIG. 4 is a second side view thereof;  
 FIG. 5 is a side view of the opposite side of FIG. 4;  
 FIG. 6 is a top view thereof; and,  
 FIG. 7 is a bottom view thereof.

**1 Claim, 7 Drawing Sheets**

- (56) **References Cited**
- U.S. PATENT DOCUMENTS
- 3,955,065 A \* 5/1976 Chambon ..... A45D 20/10  
392/384
- 5,275,339 A \* 1/1994 Andis ..... A45D 20/122  
239/443



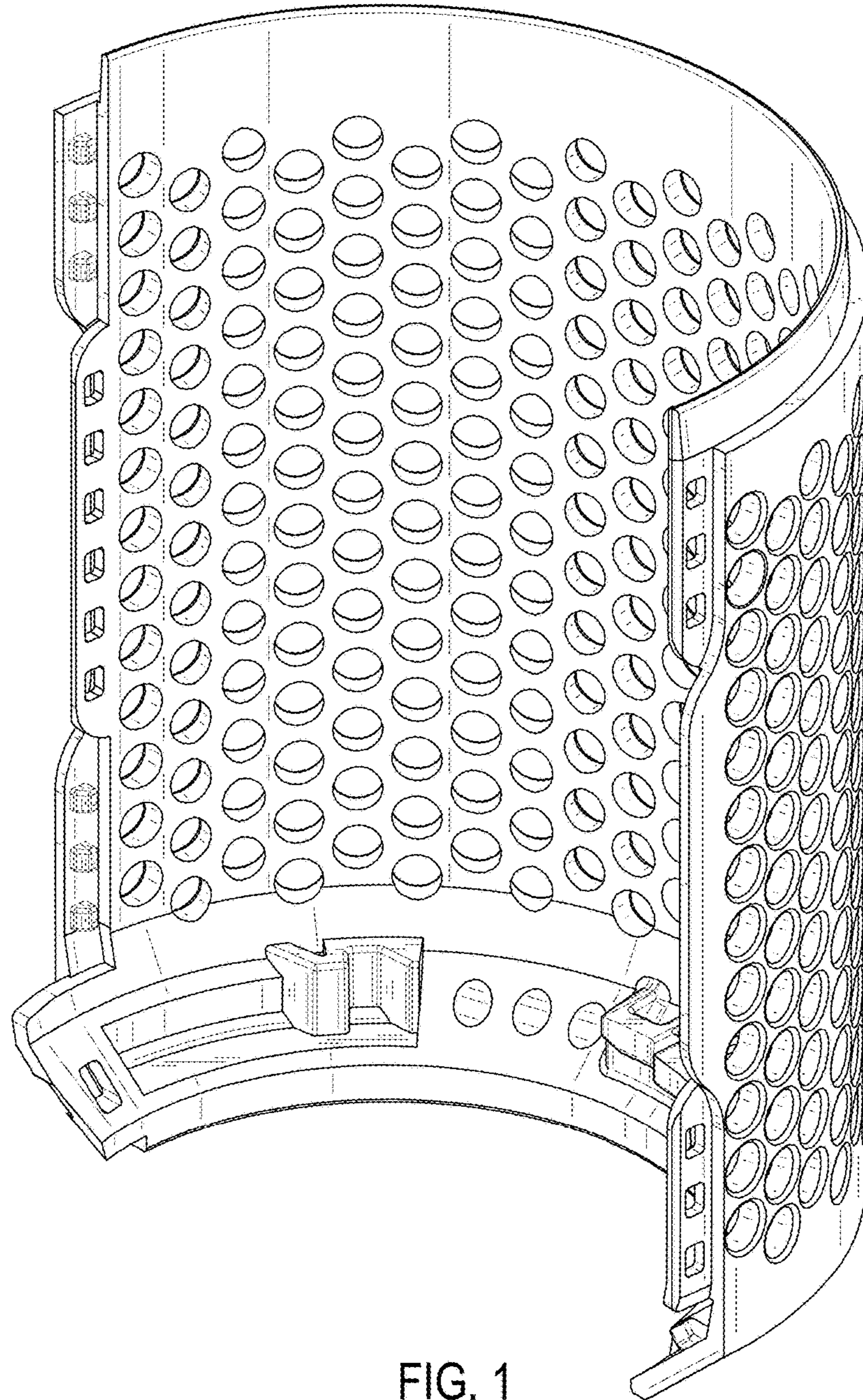


FIG. 1

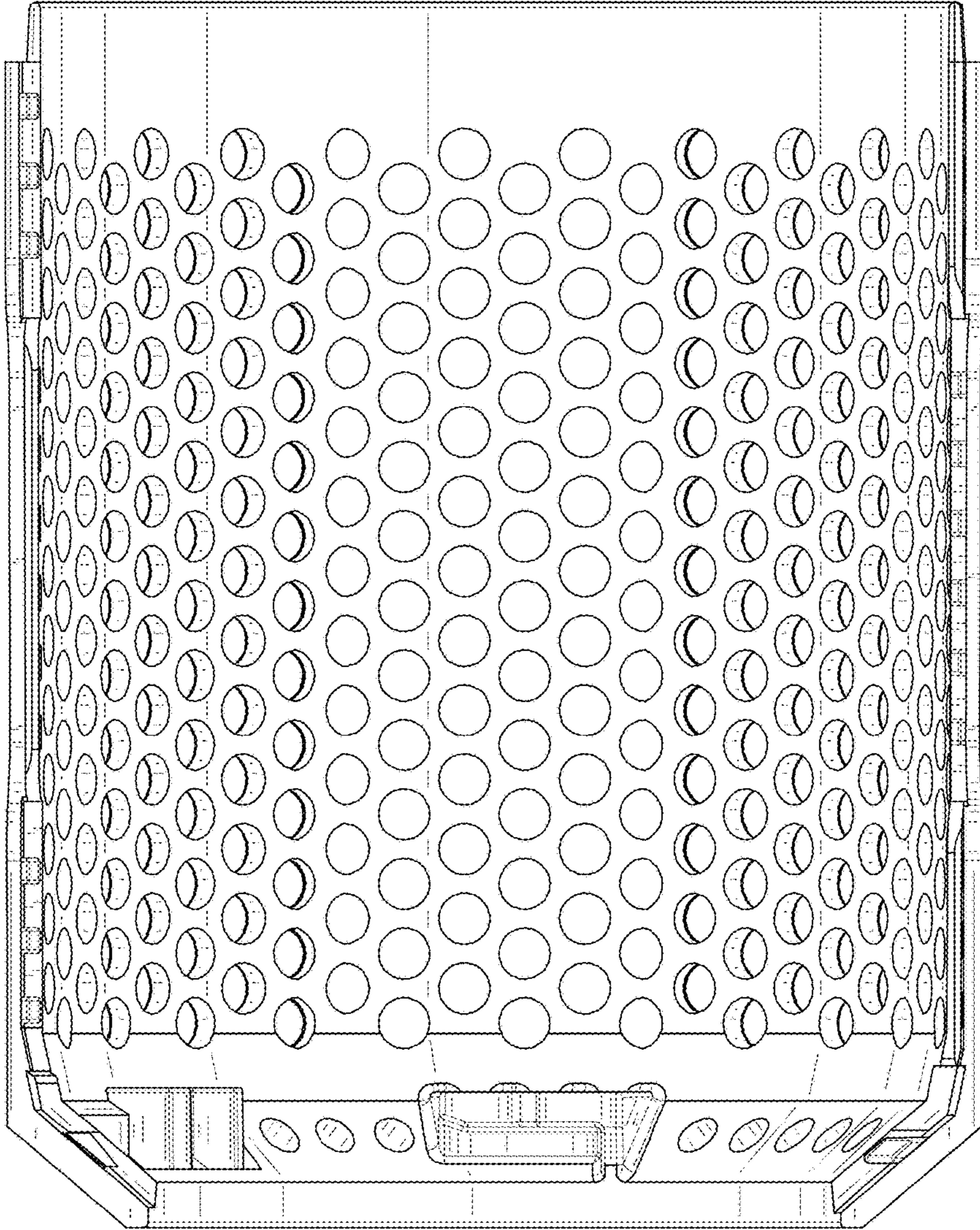


FIG. 2

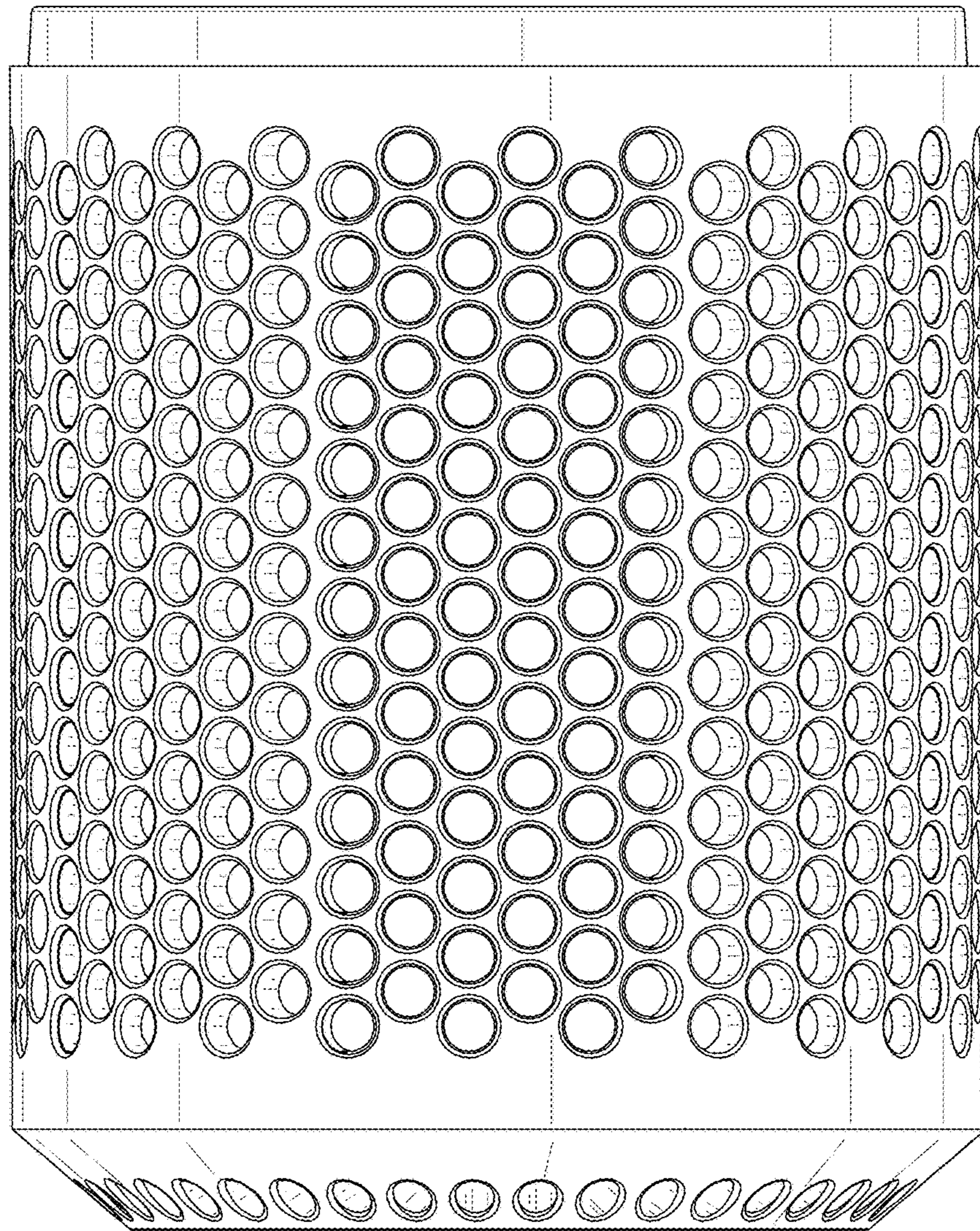


FIG. 3




FIG. 4

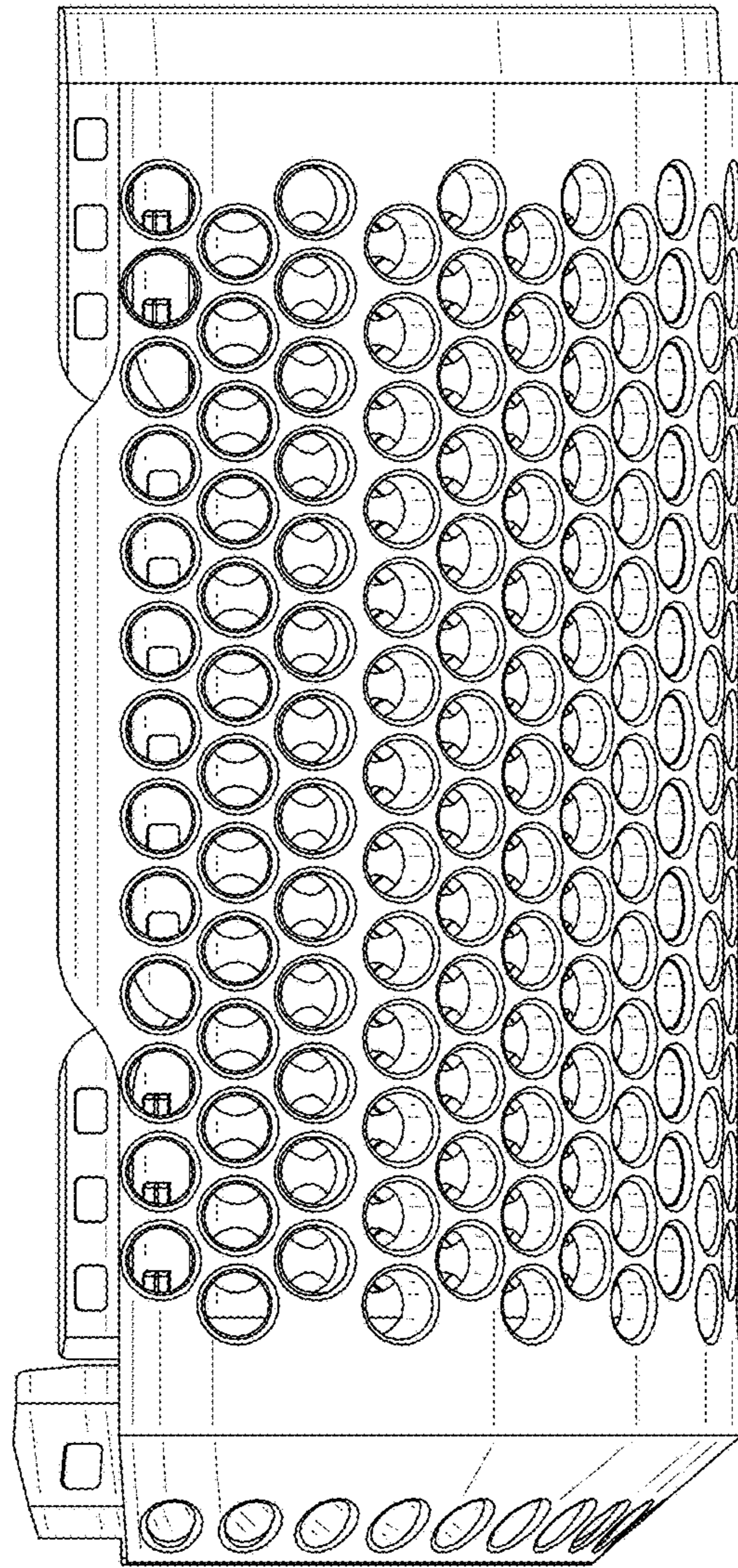


FIG. 5

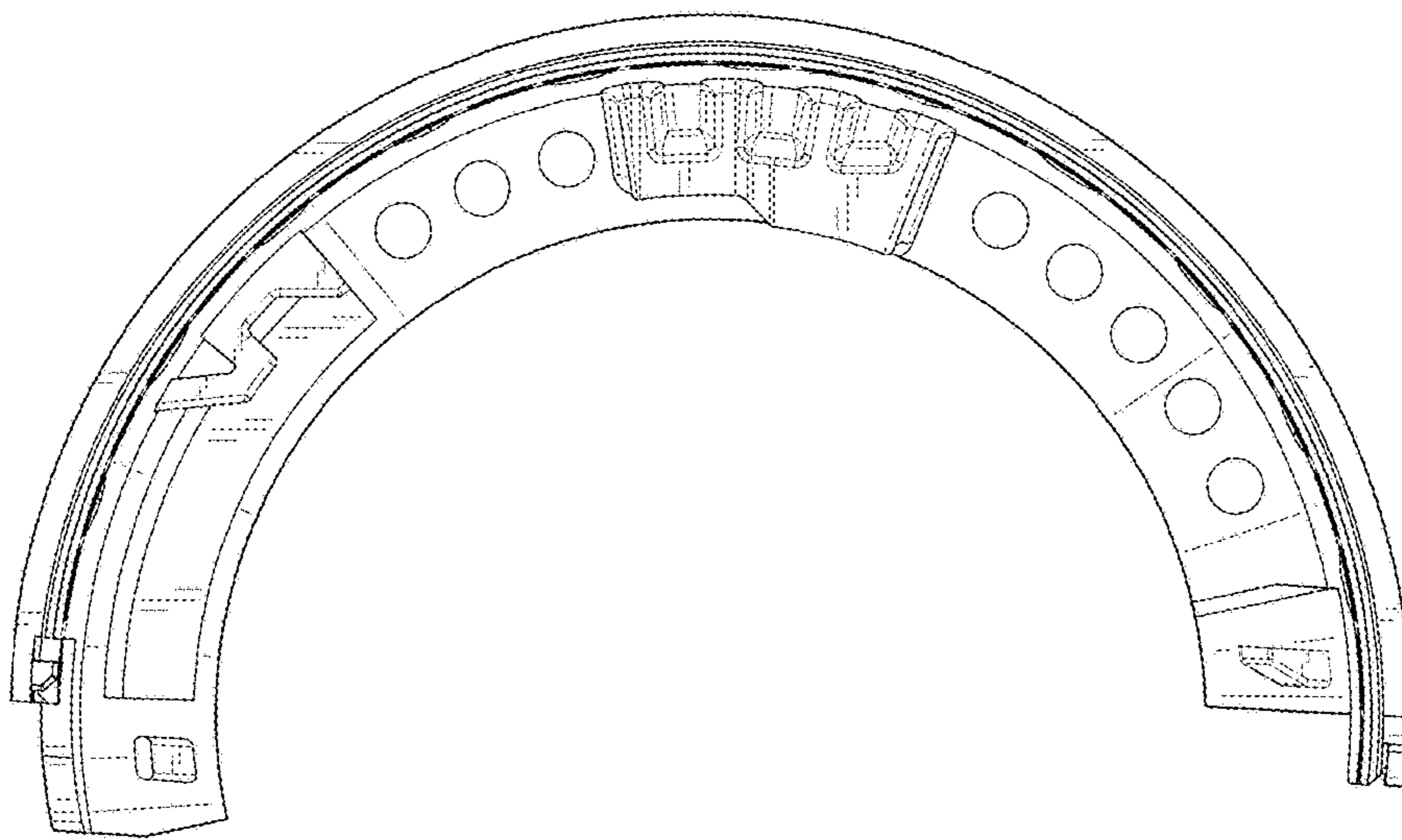


FIG. 6

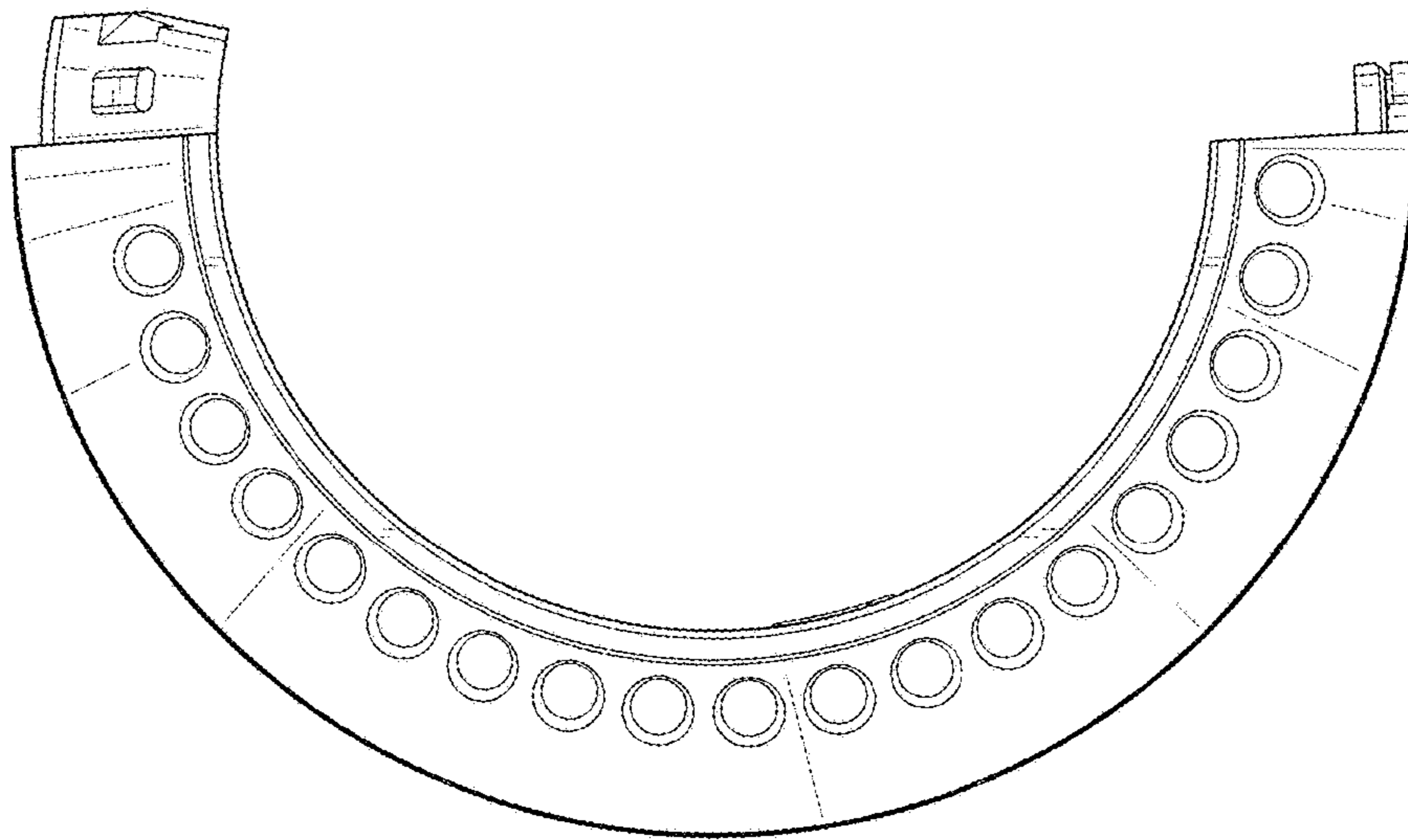


FIG. 7