



US00D854717S

(12) **United States Design Patent**
Finch

(10) **Patent No.:** **US D854,717 S**

(45) **Date of Patent:** **** Jul. 23, 2019**

- (54) **ILLUMINATION DEVICE**
- (71) Applicant: **Brightz, Ltd.**, Ottawa Lake, MI (US)
- (72) Inventor: **Ronald Finch**, Ottawa Lake, MI (US)
- (73) Assignee: **Brightz, Ltd.**, Ottawa Lake, MI (US)

- D678,562 S * 3/2013 Chan D26/28
- D679,040 S * 3/2013 Cen D26/28
- D697,244 S * 1/2014 McKechnie D26/60
- 8,752,974 B2 * 6/2014 Leibowitz A63B 71/0686
362/103
- D795,477 S * 8/2017 Fissell D26/60
- D814,677 S * 4/2018 Sukphisit D26/60

(**) Term: **15 Years**

(21) Appl. No.: **29/668,501**

(22) Filed: **Oct. 31, 2018**

Related U.S. Application Data

(62) Division of application No. 29/597,902, filed on Mar. 21, 2017, now Pat. No. Des. 836,225.

(51) **LOC (11) Cl.** **26-03**

(52) **U.S. Cl.**
USPC **D26/28; D26/60**

(58) **Field of Classification Search**
USPC D26/24, 28, 60-63
CPC B62J 6/001; B62J 6/02; B62J 6/003; F21S
4/00; F21V 21/00; A63B 71/0686
See application file for complete search history.

(56) **References Cited**

U.S. PATENT DOCUMENTS

- D526,079 S * 8/2006 Heun D26/60
- D608,485 S * 1/2010 Liao D26/60

* cited by examiner

Primary Examiner — Brian N. Vinson

(74) *Attorney, Agent, or Firm* — Kegler, Brown, Hill & Ritter Co., LPA; Lorraine Hernandez

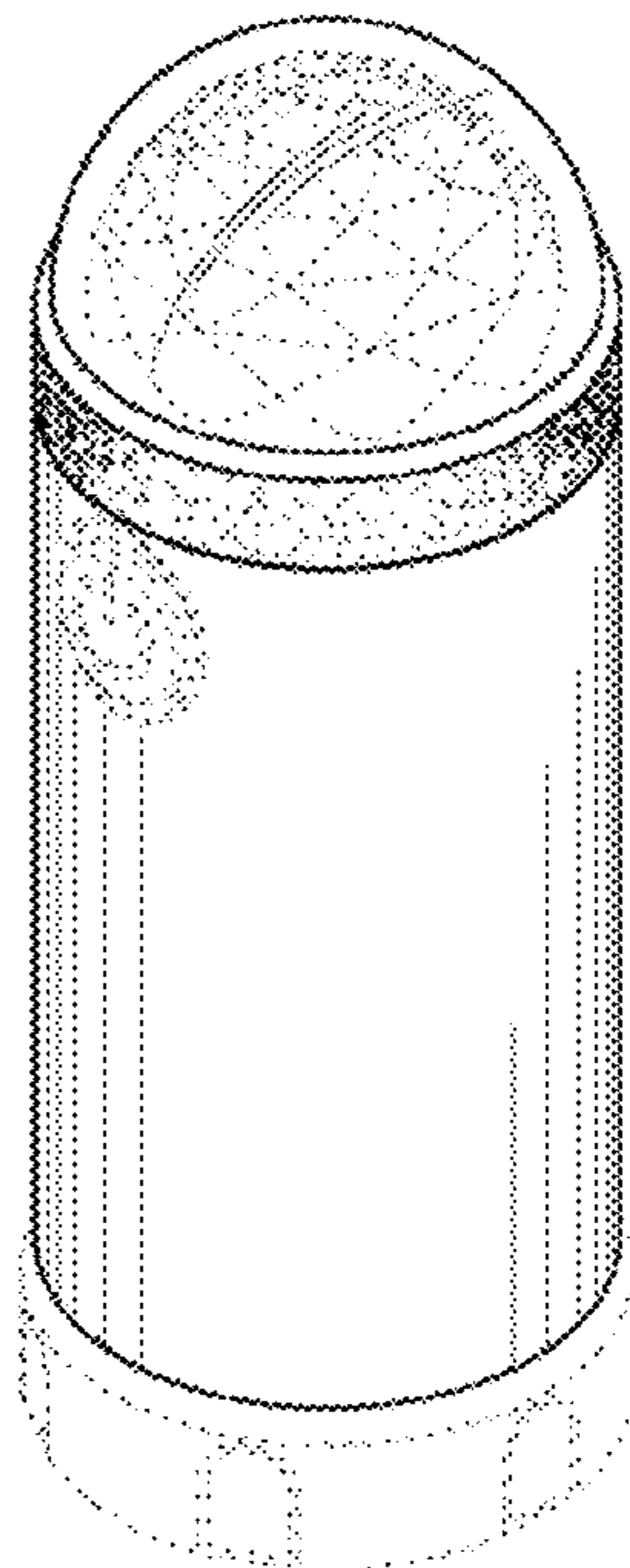
(57) **CLAIM**

The ornamental design for an illumination device, substantially as shown and described.

DESCRIPTION

FIG. 1 is an isometric view of an illumination device showing my new design;
FIG. 2 is a front view of an illumination device;
FIG. 3 is a back view of an illumination device;
FIG. 4 is a side view of an illumination device;
FIG. 5 is a side view of an illumination device;
FIG. 6 is a top plan view of an illumination device; and,
FIG. 7 is a bottom plan view of an illumination device.
The broken lines showing a portion of an illumination device are for illustrative proposed only and form no part of the claimed invention.

1 Claim, 4 Drawing Sheets



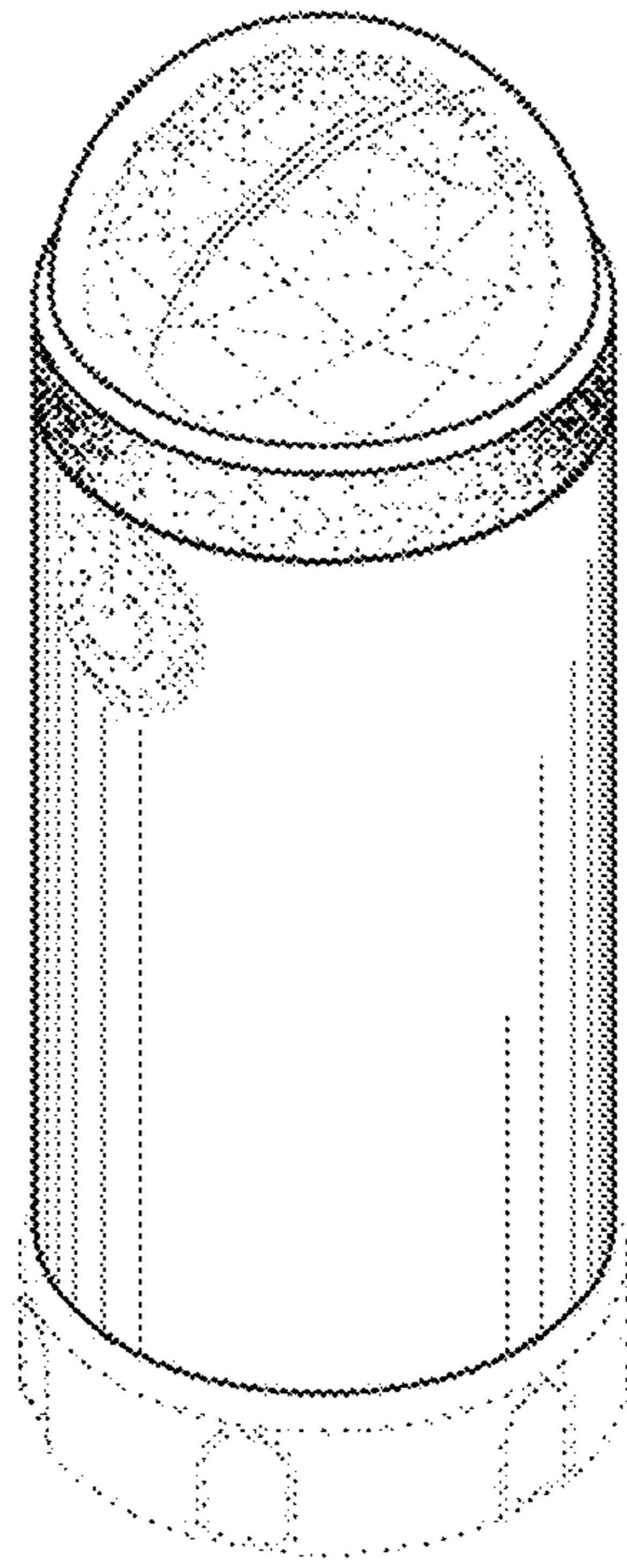


FIG. 1

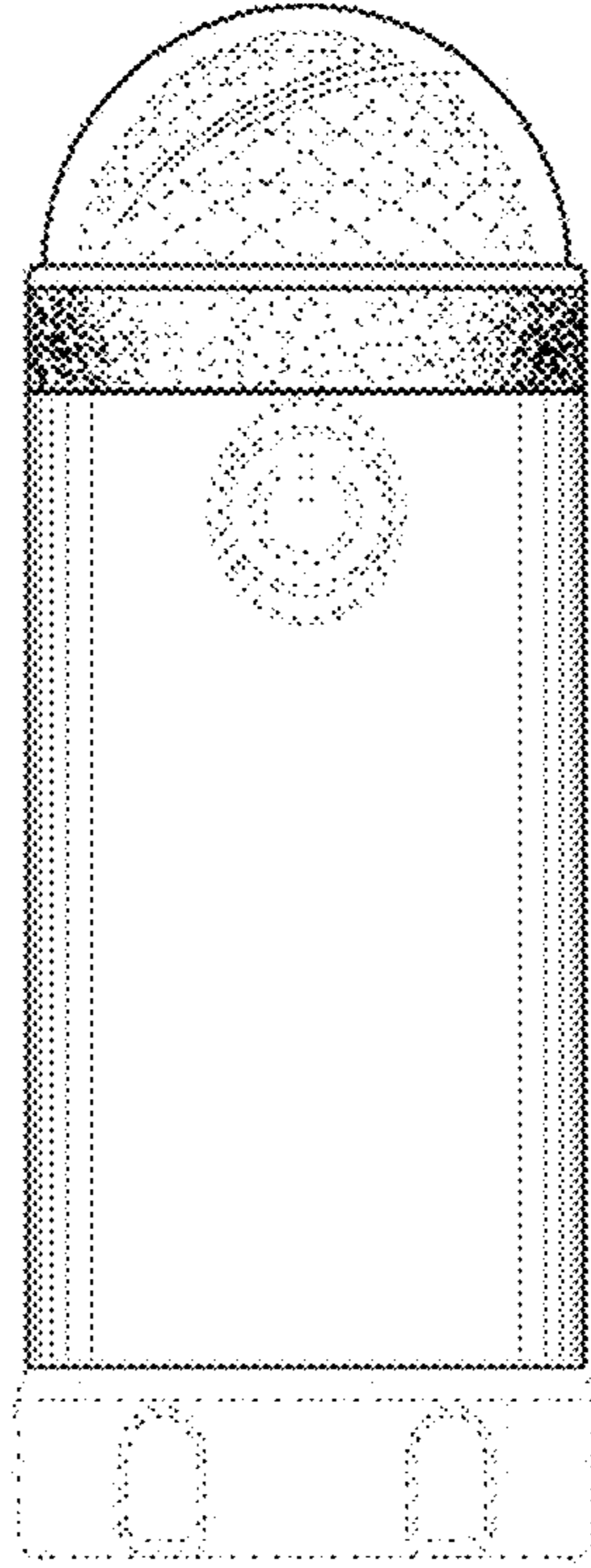


FIG. 2




FIG. 3




FIG. 4

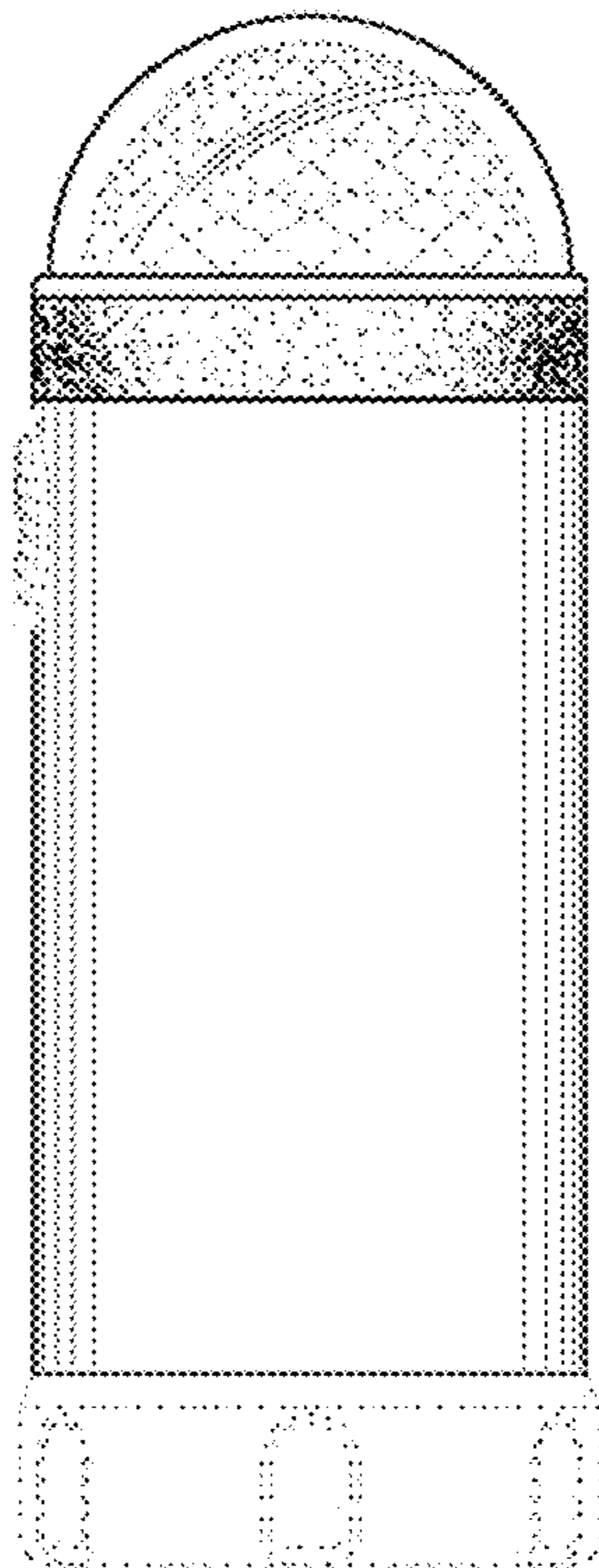


FIG. 5

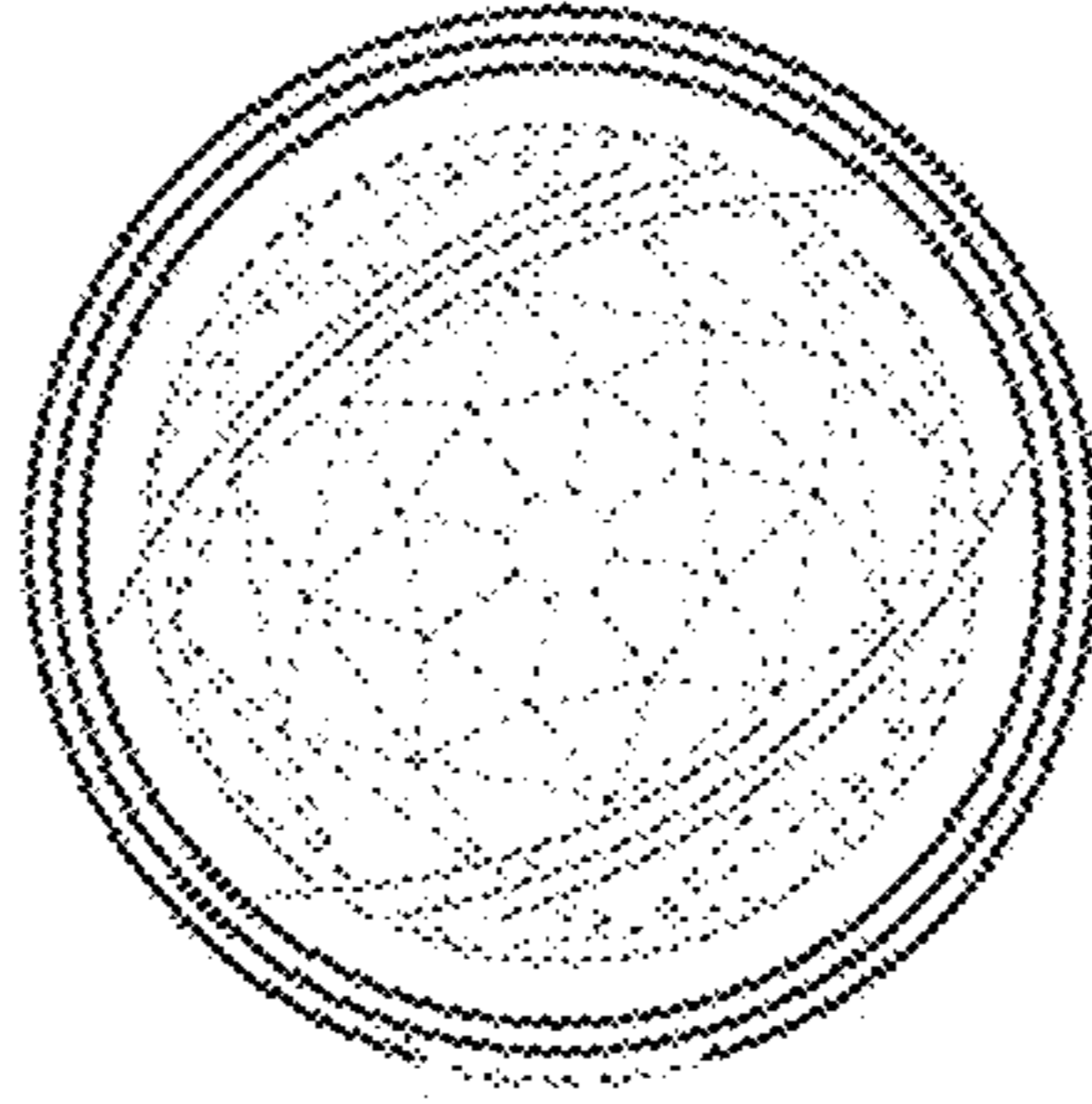


FIG. 6




FIG. 7