



US00D854687S

(12) **United States Design Patent** (10) **Patent No.:** **US D854,687 S**
Classen et al. (45) **Date of Patent:** **** Jul. 23, 2019**

(54) **DENTAL INSTRUMENT**

(71) Applicant: **KALTENBACH & VOIGHT GMBH**,
Biberach/Riss (DE)

(72) Inventors: **Thomas Classen**, Herberlingen (DE);
Jurgen Butscher, Leutkirch (DE);
Marcel Ott, Zwiefalten-Baach (DE);
Markus Haarmann, Biberach (DE);
Thomas Birk, Oberhausen (DE)

(73) Assignee: **Kaltenbach & Voight GMBH**,
Biberach/Riss (DE)

(**) Term: **15 Years**

(21) Appl. No.: **29/617,807**

(22) Filed: **Sep. 15, 2017**

(30) **Foreign Application Priority Data**

Mar. 17, 2017 (DE) 40 2017 100 320

(51) **LOC (11) Cl.** **24-02**

(52) **U.S. Cl.**
USPC **D24/152**

(58) **Field of Classification Search**
USPC D24/152, 156, 176, 107; D8/83, 107
CPC A61C 1/05; A61C 1/07; A61C 1/10; A61C
1/08; A61C 1/06; A61C 1/12; A61C
1/147; A61C 3/00; A61C 3/02; A61C
3/025; A61C 17/0202; A61C 17/225;
A61C 17/26; A61C 17/30; A61C 17/34
See application file for complete search history.

(56) **References Cited**

U.S. PATENT DOCUMENTS

5,498,159	A *	3/1996	Coss	A61C 1/08 433/125
D504,949	S *	5/2005	Kuhn	D24/152
D520,138	S *	5/2006	Kuhn	D24/152
D533,276	S *	12/2006	Nakanishi	D24/152
D547,868	S *	7/2007	Nakanishi	D24/146
D595,851	S *	7/2009	Karten	D24/152
D604,412	S *	11/2009	Kobayashi	D24/152

* cited by examiner

Primary Examiner — Wan Laymon

(74) *Attorney, Agent, or Firm* — Scully, Scott, Murphy & Presser, P.C.

(57) **CLAIM**

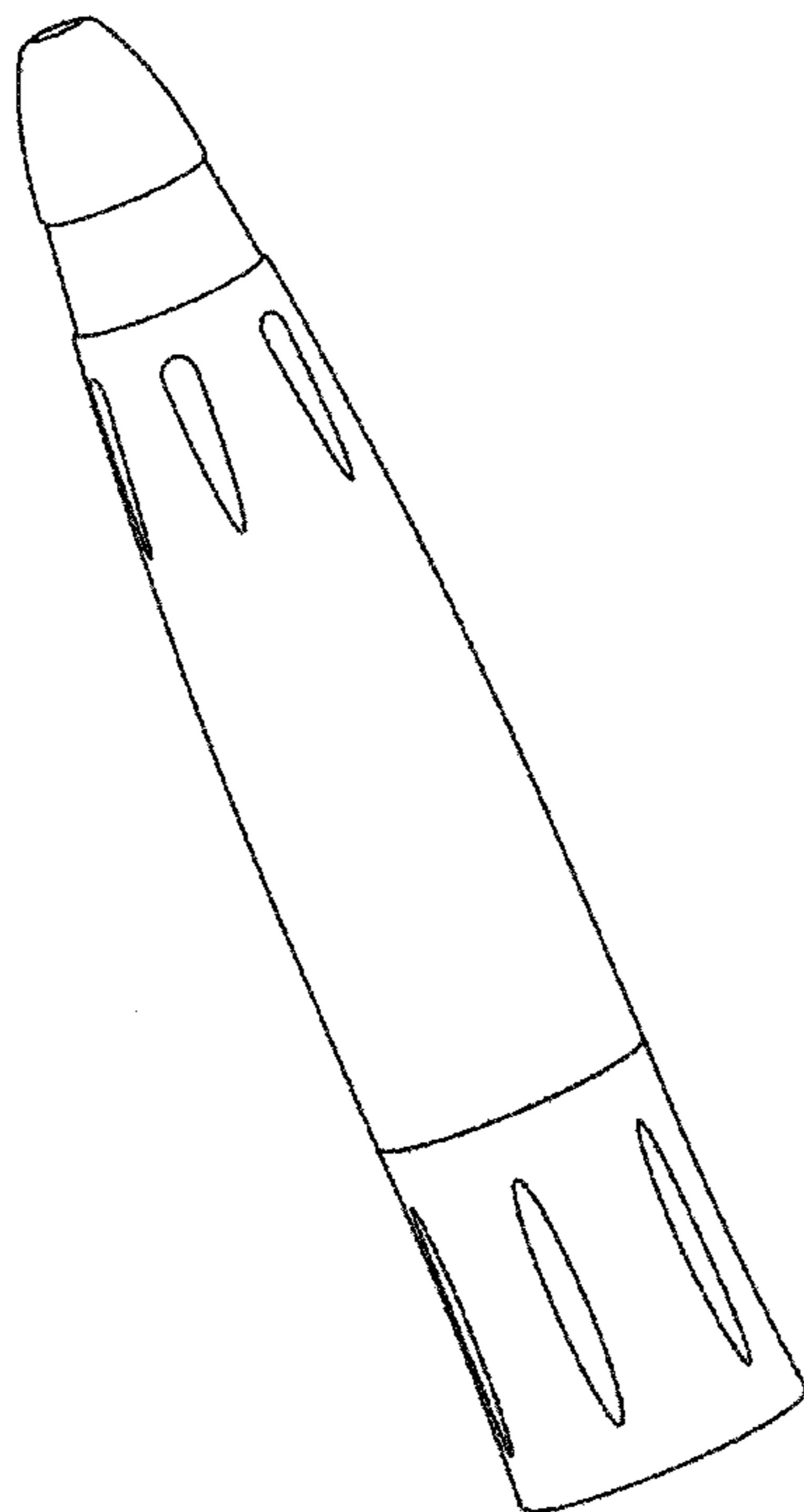
The ornamental design for a dental instrument, as shown and described.

DESCRIPTION

FIG. 1 illustrates a back view of the dental instrument, showing our new and ornamental design;
 FIG. 2 illustrates a side view thereof;
 FIG. 3 illustrates a front view thereof;
 FIG. 4 illustrates an alternate side view thereof;
 FIG. 5 illustrates an enlarged bottom view thereof;
 FIG. 6 illustrates an enlarged top view thereof; and,
 FIG. 7 illustrates a perspective view thereof.

The portions of the dental instrument shown in broken lines in the figures attached hereto form no part of the claimed design.

1 Claim, 7 Drawing Sheets






FIG. 1




FIG. 2




FIG. 3




FIG. 4

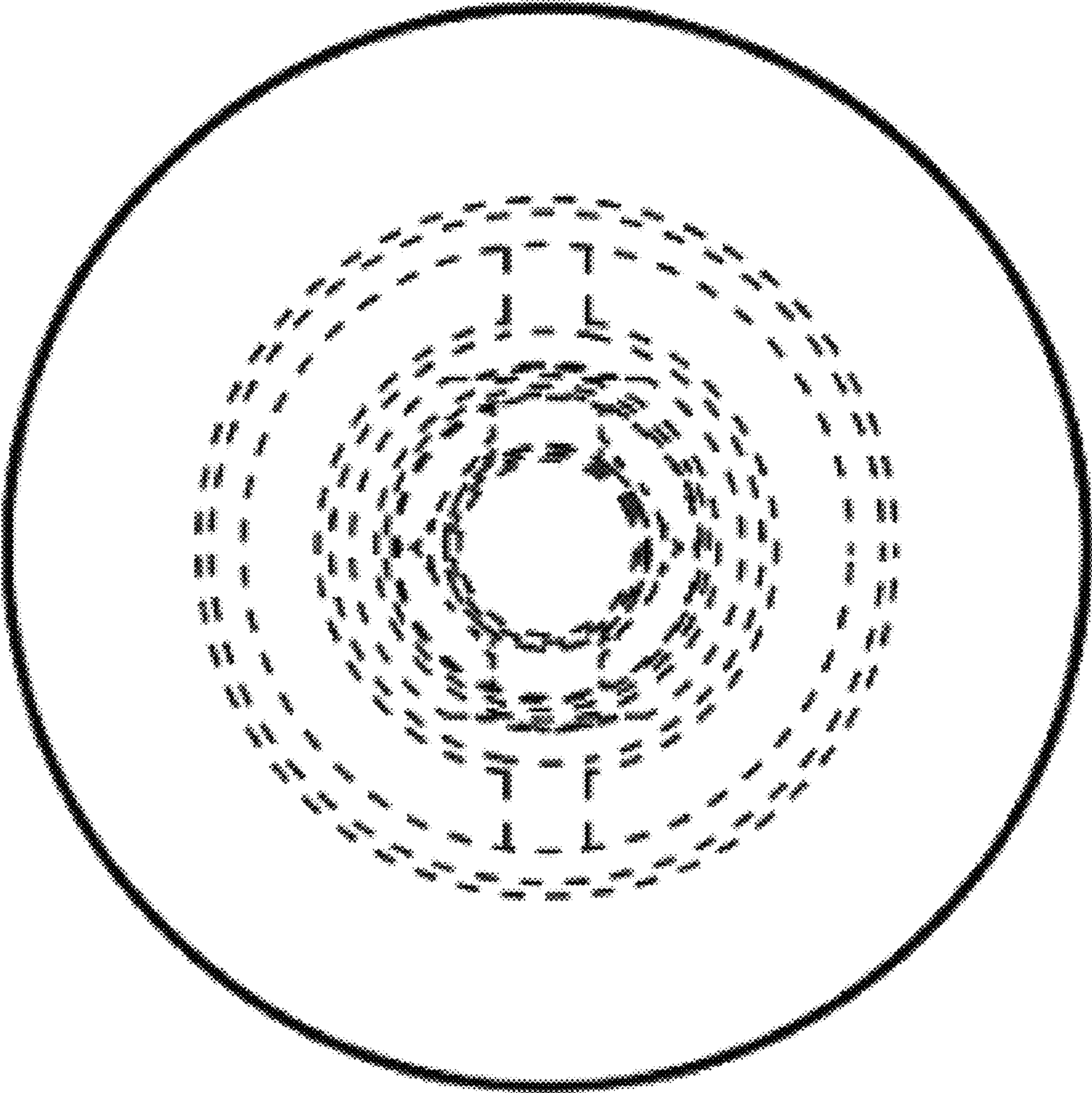


FIG. 5

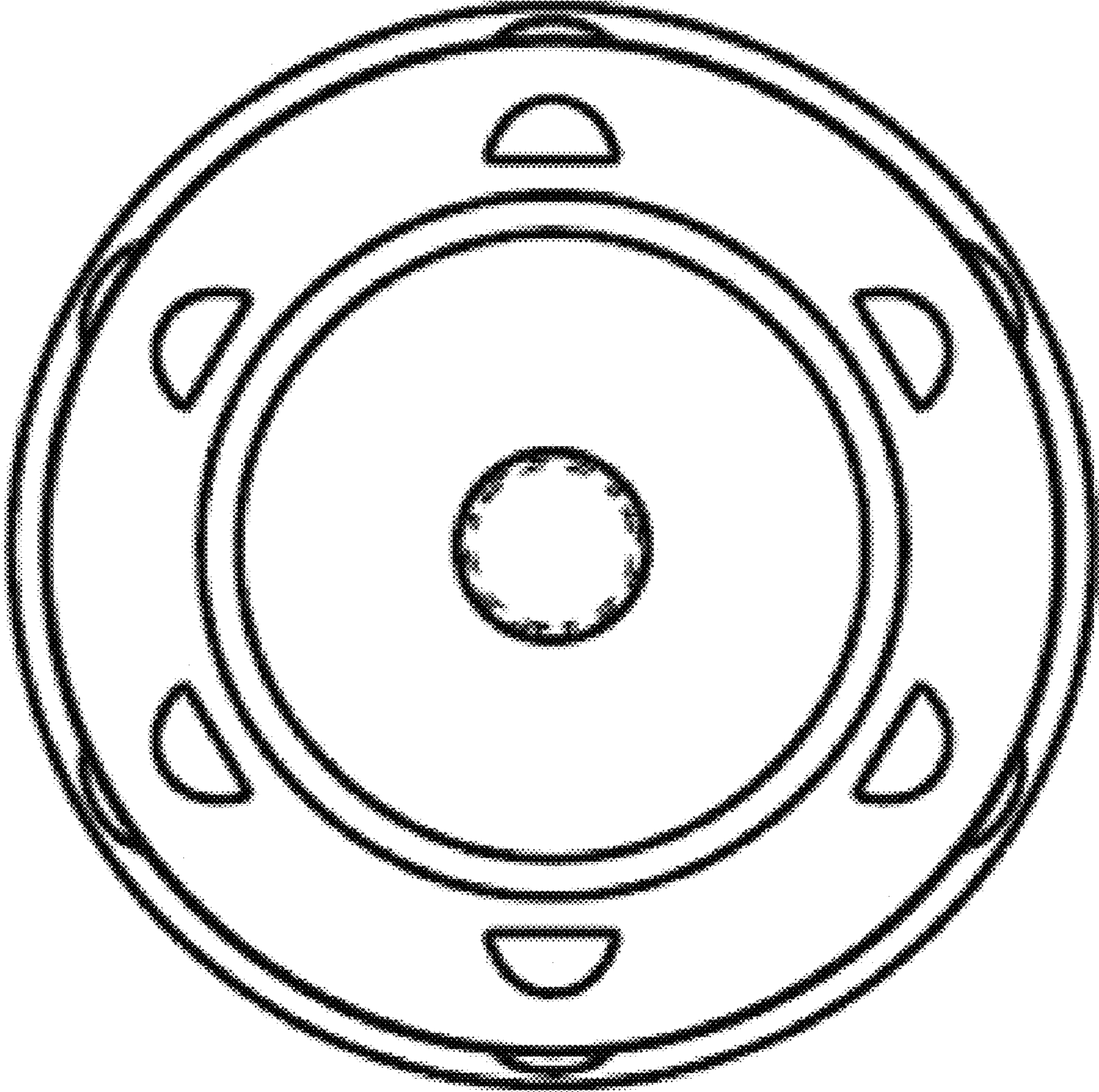


FIG. 6

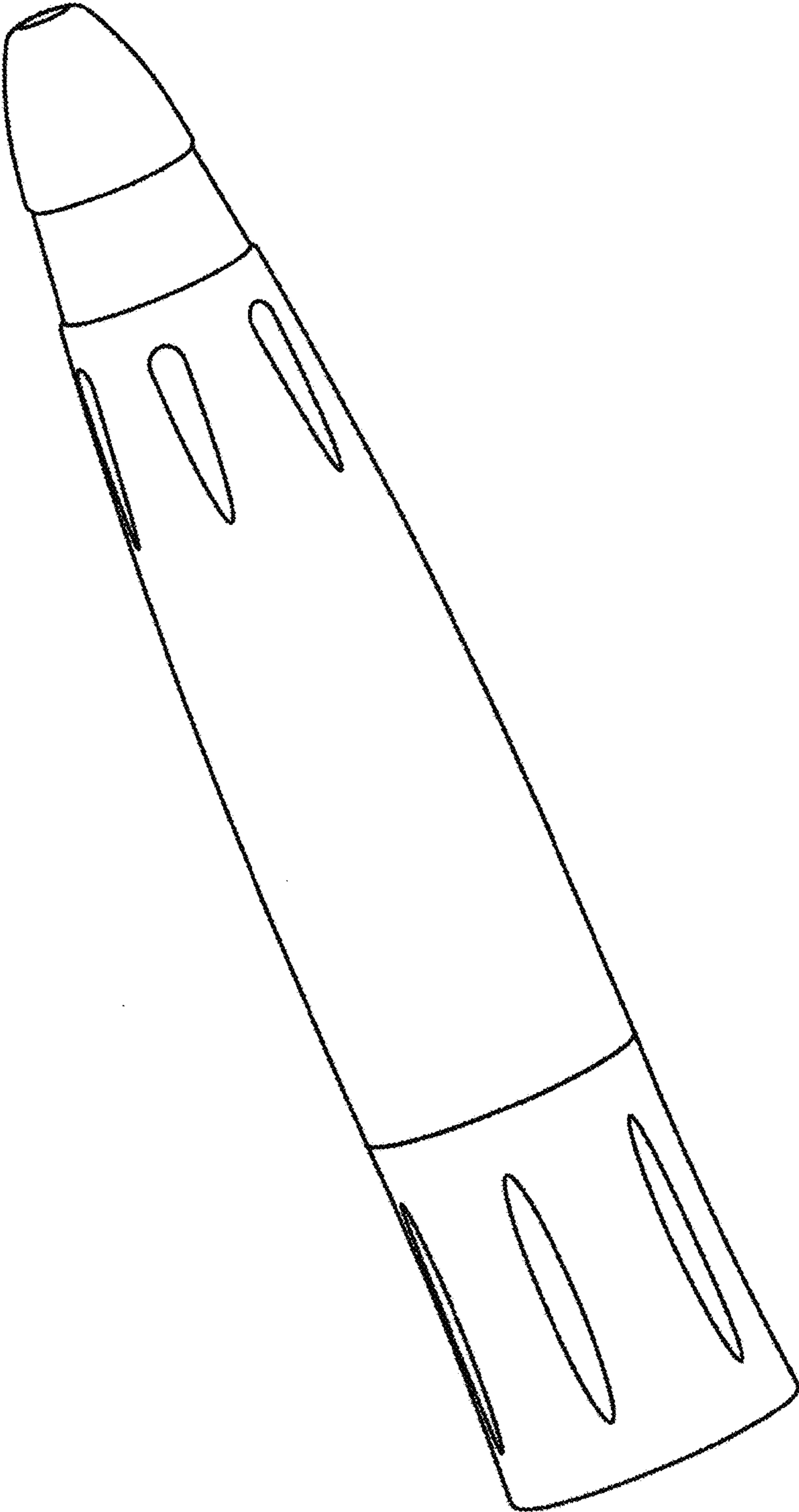


FIG. 7