



US00D854653S

(12) **United States Design Patent** (10) **Patent No.:** **US D854,653 S**
Lai (45) **Date of Patent:** **** Jul. 23, 2019**

- (54) **BODY OF AIR BLOW GUN**
- (71) Applicant: **JEN SIAN INDUSTRIAL CO., LTD.**,
Taichung (TW)
- (72) Inventor: **Cheng-Wei Lai**, Taichung (TW)
- (73) Assignee: **JEN SIAN INDUSTRIAL CO., LTD.**,
Taichung (TW)
- (**) Term: **15 Years**
- (21) Appl. No.: **29/624,676**
- (22) Filed: **Nov. 2, 2017**
- (51) **LOC (11) Cl.** **23-01**
- (52) **U.S. Cl.**
USPC **D23/223**
- (58) **Field of Classification Search**
USPC D23/213, 223, 226, 228, 229, 230
CPC .. B05B 1/00; B05B 1/02; B05B 1/005; B05B
1/14; B05B 1/18; B05B 1/185; B05B
5/0426; B05B 9/01; B05B 7/083; Y10S
239/22

See application file for complete search history.

- (56) **References Cited**
U.S. PATENT DOCUMENTS
D482,430 S * 11/2003 Jou D23/223
D542,378 S * 5/2007 Jou D23/223
D553,710 S * 10/2007 Huang D23/223
D574,059 S * 7/2008 Huang D23/223
D608,857 S * 1/2010 Chou D23/223

* cited by examiner

Primary Examiner — Robin V Webster
(74) *Attorney, Agent, or Firm* — Guice Patents PLLC

(57) **CLAIM**
The ornamental design for a body of air blow gun, as shown and described.

DESCRIPTION
FIG. 1 is a perspective view of a body of air blow gun;
FIG. 2 is a front view thereof;
FIG. 3 is a rear view thereof;
FIG. 4 is a left side view thereof;
FIG. 5 is a right side view thereof;
FIG. 6 is a top view thereof; and,
FIG. 7 is a bottom view thereof.

1 Claim, 5 Drawing Sheets

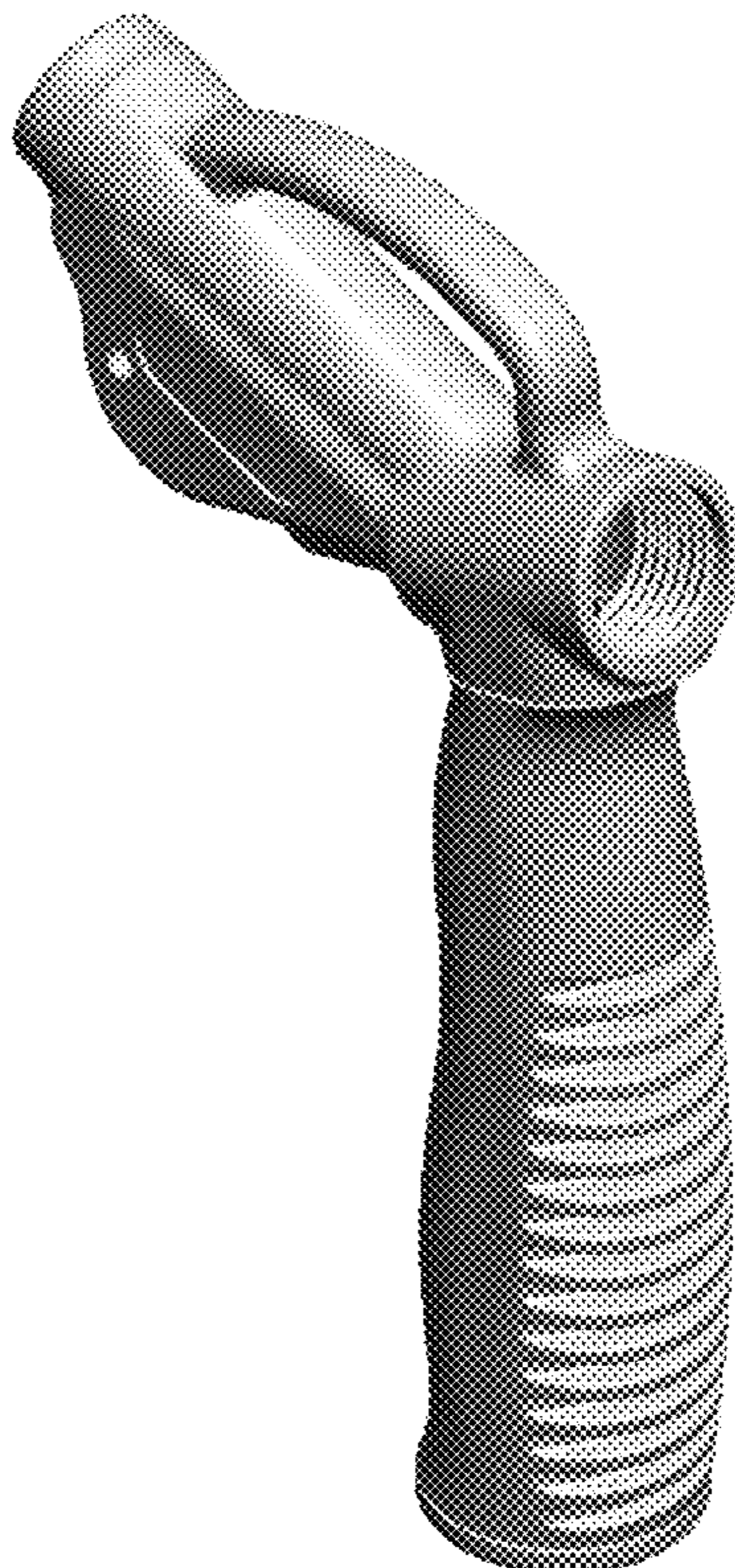




Fig. 1




Fig. 2




Fig. 3




Fig. 4




Fig. 5

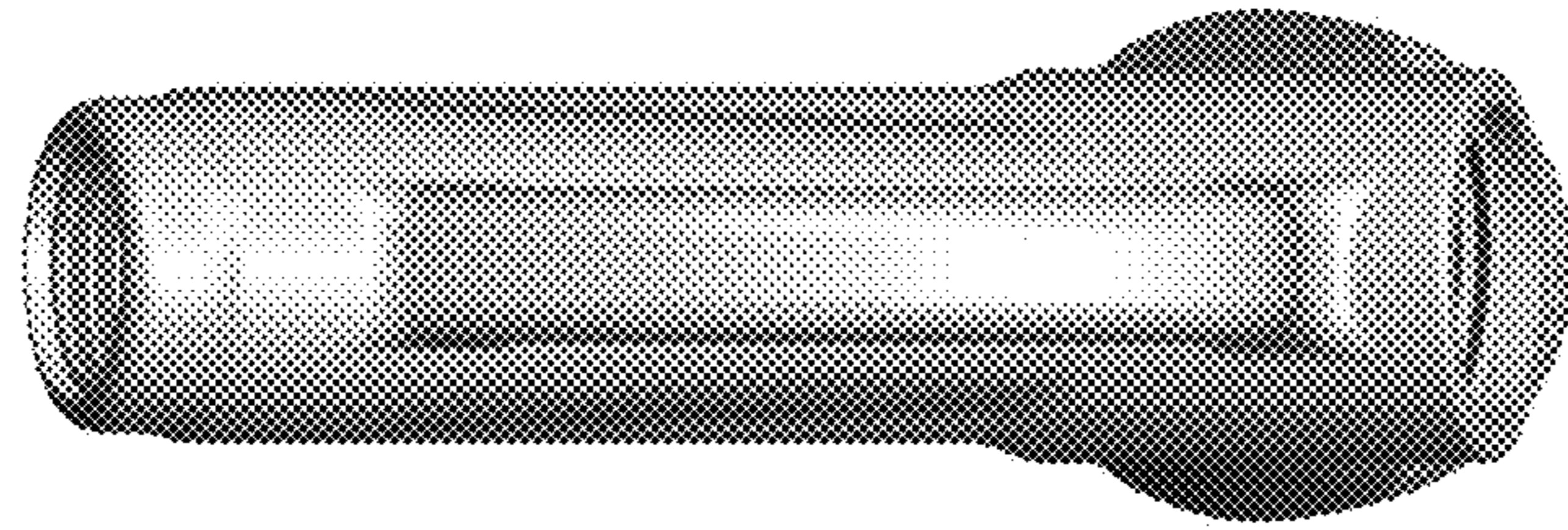


Fig. 6




Fig. 7