

US00D854614S

(12) **United States Design Patent** (10) **Patent No.:** **US D854,614 S**
Jiao (45) **Date of Patent:** **** Jul. 23, 2019**

(54) **POP-UP CARD FIGURES**

(71) Applicant: **LovePop, Inc.**, Boston, MA (US)
(72) Inventor: **Xinzhi Jiao**, Cambridge, MA (US)
(73) Assignee: **LovePop, Inc.**, Boston, MA (US)
(**) Term: **15 Years**
(21) Appl. No.: **29/604,543**

(22) Filed: **May 18, 2017**

(51) **LOC (11) Cl.** **19-01**

(52) **U.S. Cl.**

USPC **D19/8**

(58) **Field of Classification Search**

USPC D19/1-8, 82, 100; 40/124.01-124.15,
40/582, 540, 672, 124.191; D21/660,
D21/476, 467, 465; 362/806, 808;
428/42.1, 7-11, 15-18, 542.2;
283/74-75, 91, 103, 105-106; D20/10,
D20/22, 42, 27, 40; 229/92.8; D11/131,
D11/117, 141, 157-158, 164, 184, 160
CPC B42D 25/00; B42D 25/20; B42D 25/23;
B42D 25/26; B42D 25/29; B42D 25/30;
B42D 25/285; B42D 15/022; B42D
15/027; B42D 15/045; B42D 15/042;
B42D 2033/00; B42D 2033/02; B42D
2033/04; B42D 2033/08; B42D 2033/10;
B42D 2033/16; B42D 2033/18; B42D
2033/20; B42D 2033/22; B42D 2033/28;
B42D 2033/30; G09F 1/00; G09F 1/06;
G09F 1/08; G09F 19/02; G09F 19/08

See application file for complete search history.

(56) **References Cited**

U.S. PATENT DOCUMENTS

2009/0061118 A1* 3/2009 Woody B44C 5/00
428/7

* cited by examiner

Primary Examiner — Abraham Bahta

(74) *Attorney, Agent, or Firm* — Foley Hoag LLP; Rajesh Vallabh


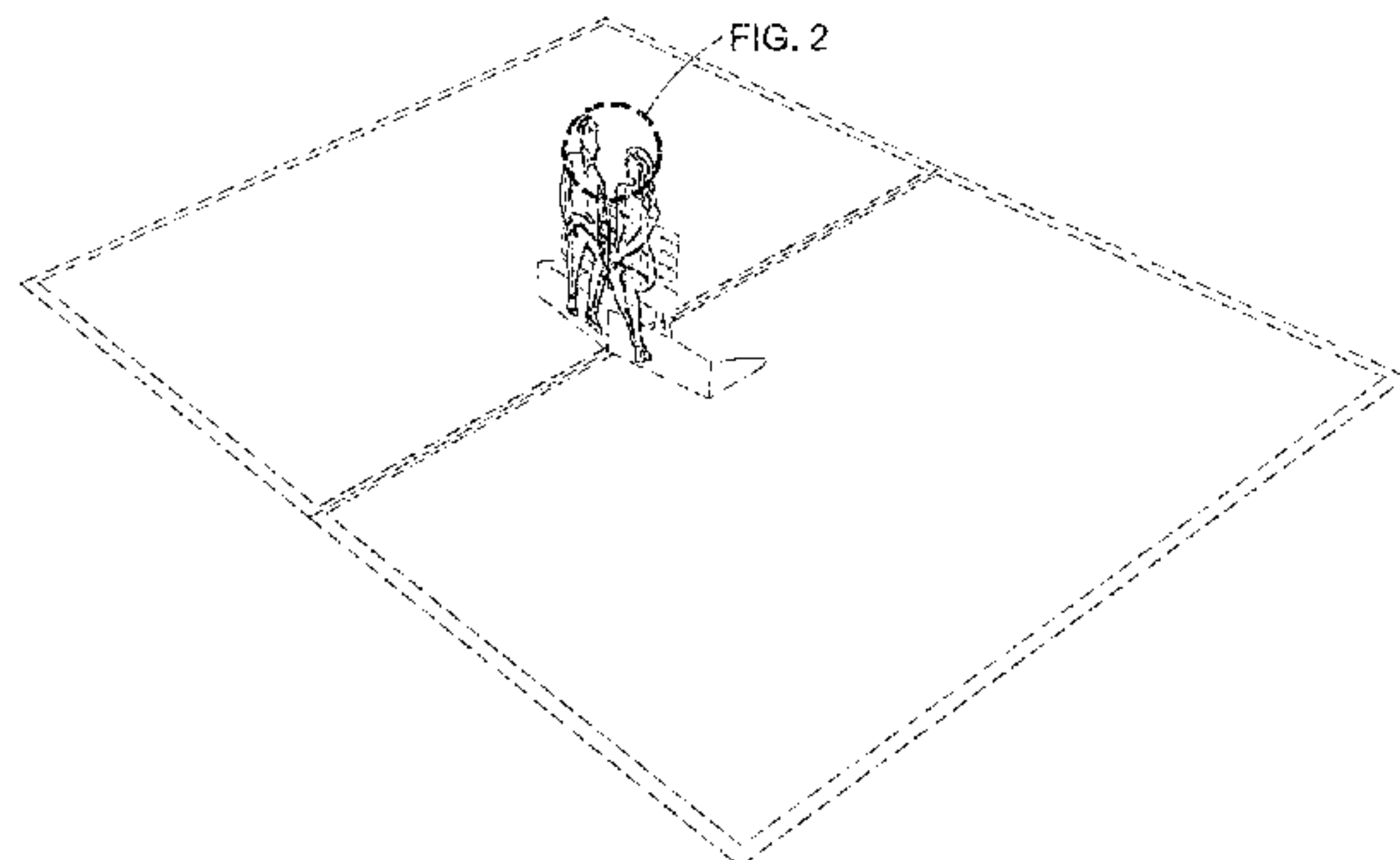
(57) **CLAIM**

The ornamental design for pop-up card figures, as shown and described.

DESCRIPTION

FIG. 1 is a perspective view of pop-up card figures showing my new design;
FIG. 2 is an enlarged view of the portion of the pop-up card figures depicted in the detail circle of FIG. 1;
FIG. 3 is a top view thereof;
FIG. 4 is a bottom view thereof;
FIG. 5 is a front view thereof;
FIG. 6 is a rear view thereof;
FIG. 7 is a right side view thereof; and,
FIG. 8 is a left side view thereof.
The portions shown in broken lines depict environmental subject matter only and do not form any part of the design.

1 Claim, 6 Drawing Sheets



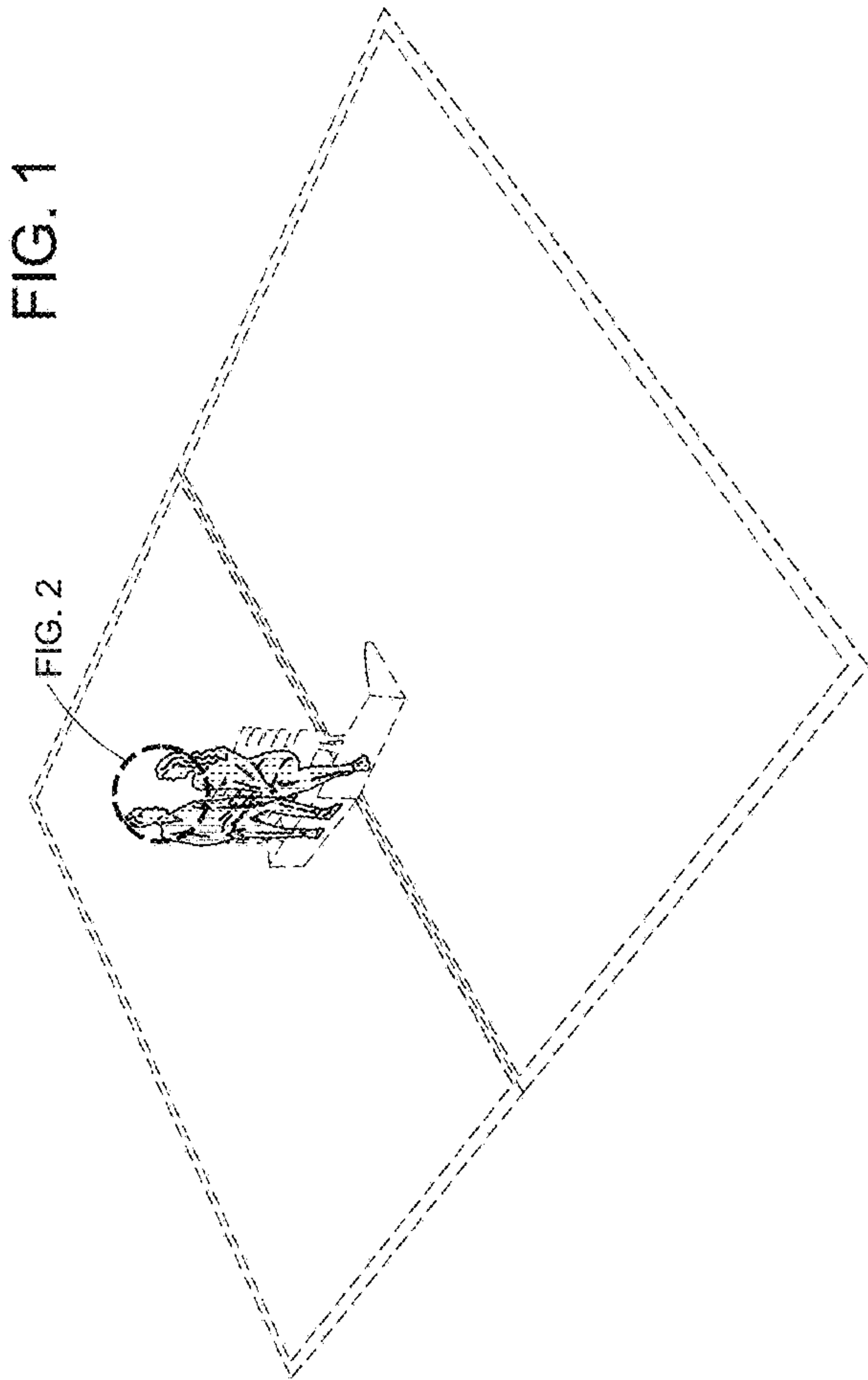


FIG. 2


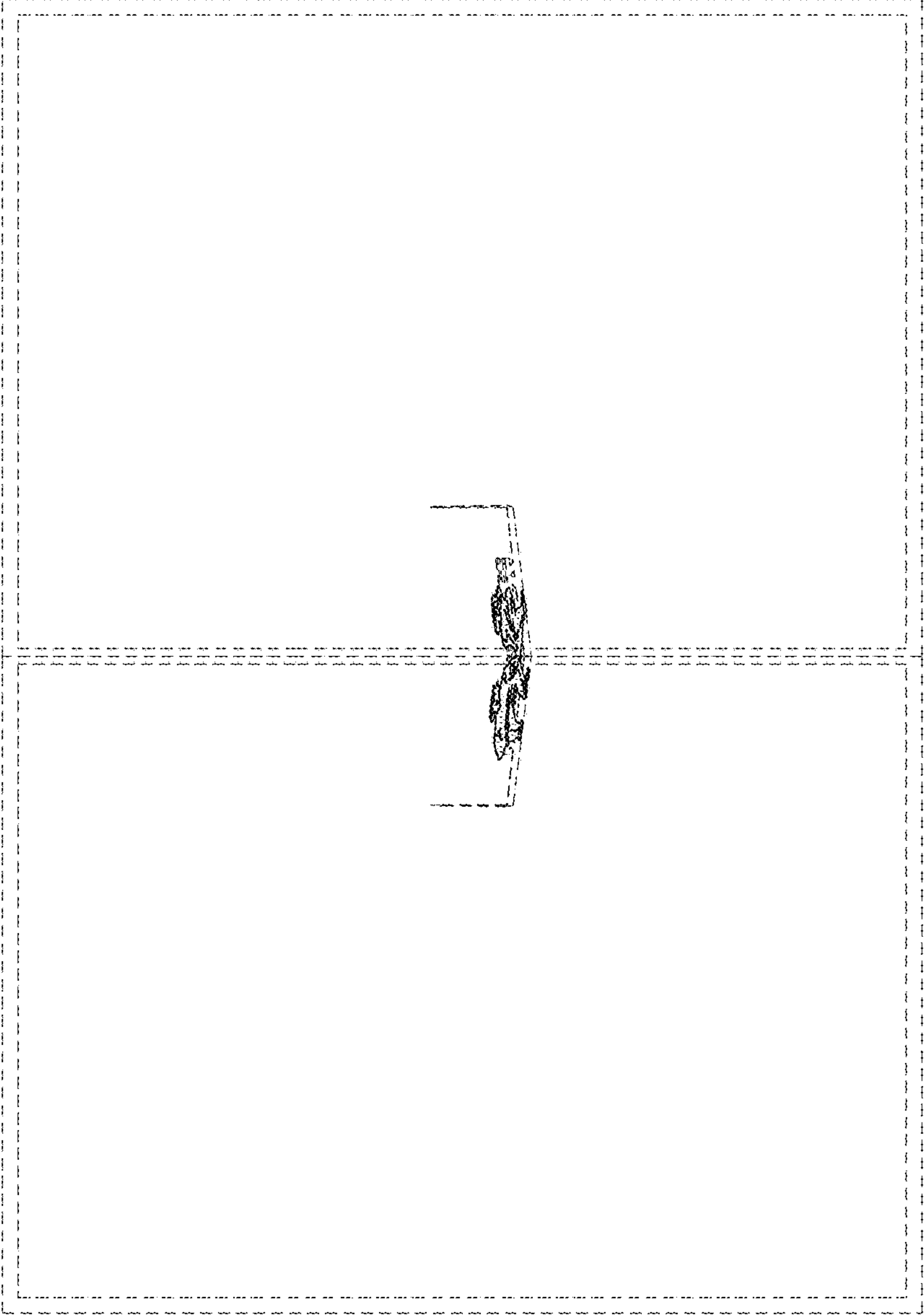


FIG. 3






FIG. 4

FIG. 5

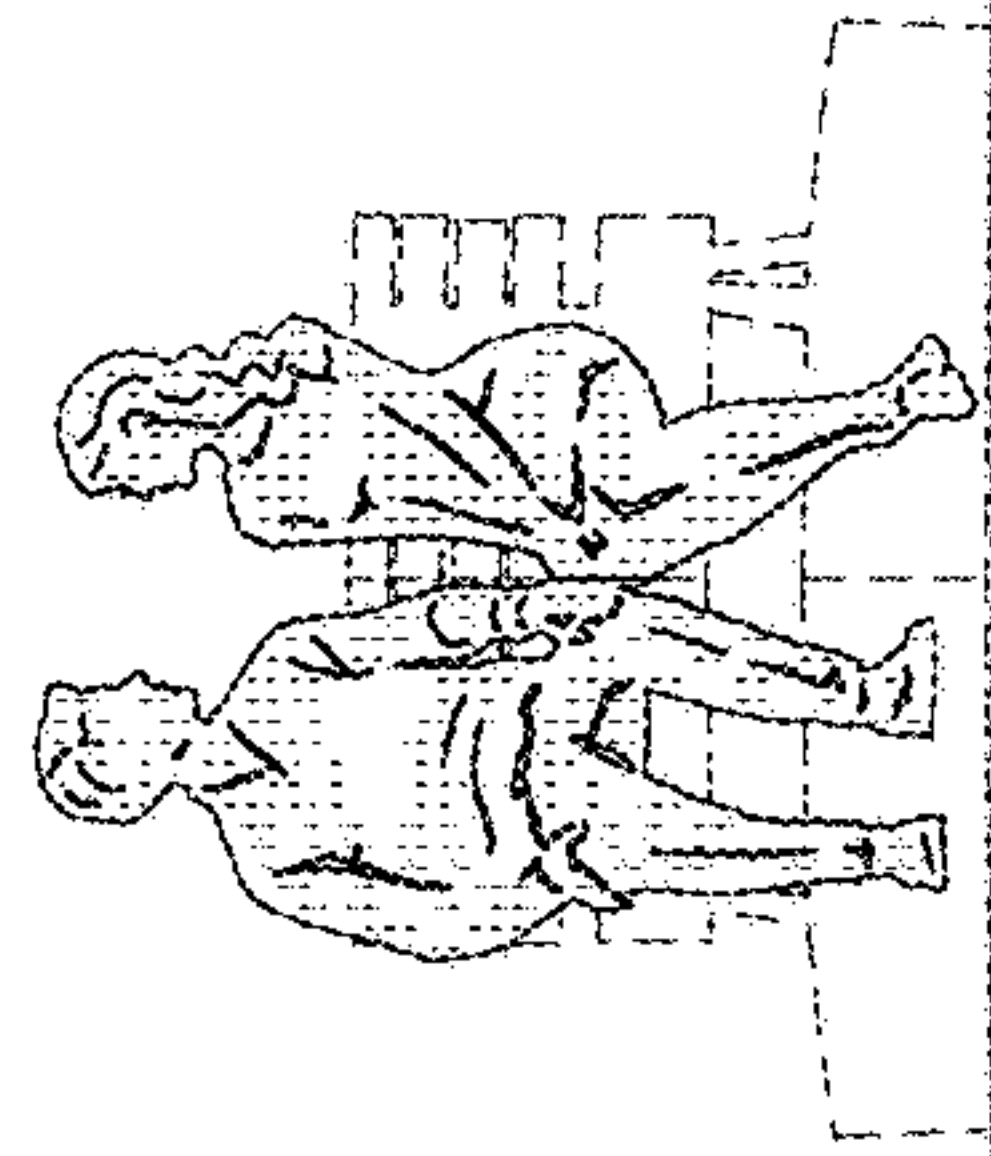


FIG. 6

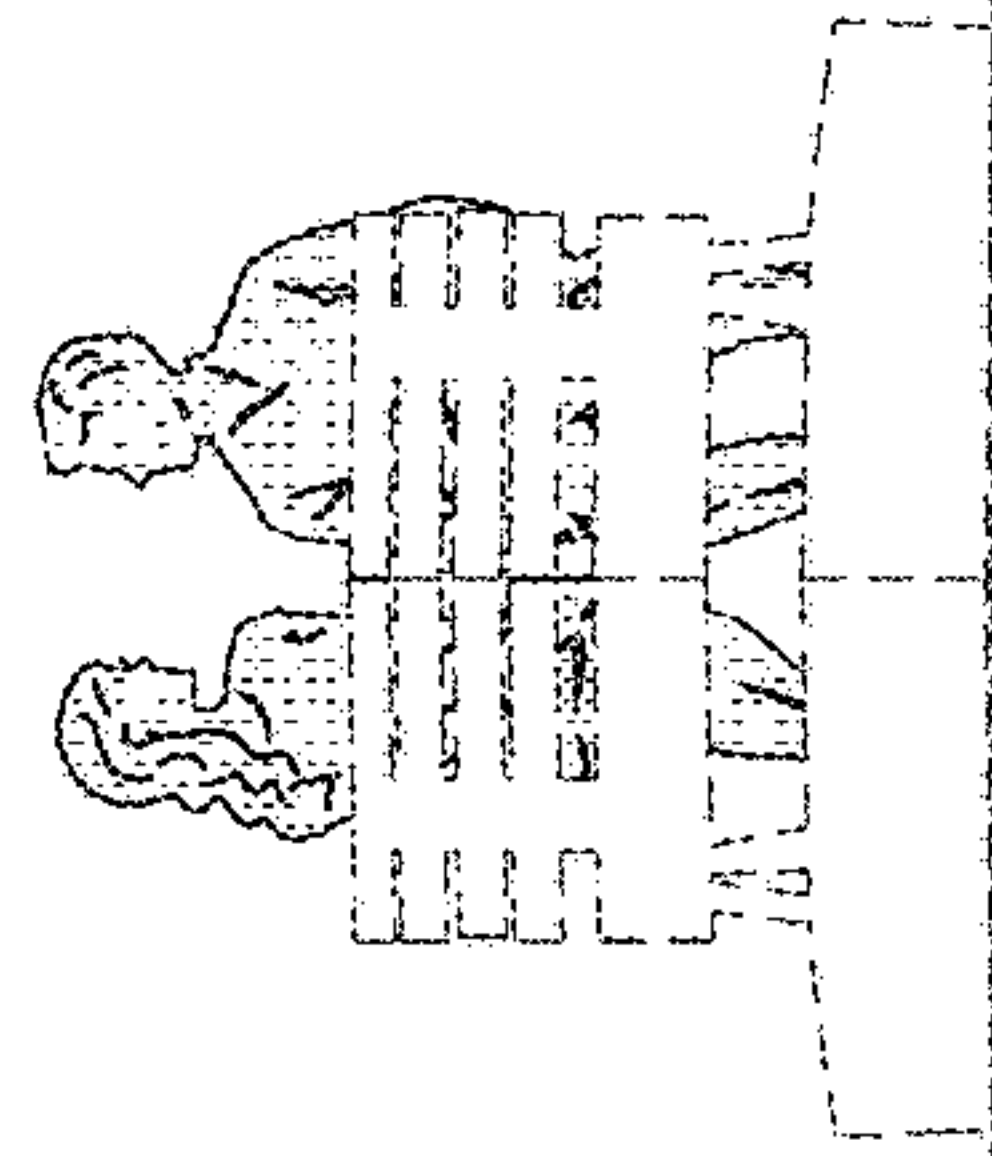


FIG. 7




FIG. 8

