



US00D854609S

(12) **United States Design Patent**
Lussier et al.

(10) **Patent No.:** **US D854,609 S**
(45) **Date of Patent:** **** Jul. 23, 2019**

- (54) **EYEWEAR BROW BAR**
- (71) Applicant: **Revision Military S.a.r.L.**,
Luxembourg (LU)
- (72) Inventors: **Pierre-Luc Lussier**, Longueuil (CA);
Stéphane Lebel, St. Redempteur (CA);
Nicolas Desjardins, Pincourt (CA)
- (73) Assignee: **Revision Military S.a.r.L.**,
Luxembourg (LU)
- (**) Term: **15 Years**
- (21) Appl. No.: **29/604,071**
- (22) Filed: **May 15, 2017**
- (51) **LOC (11) Cl.** **16-06**
- (52) **U.S. Cl.**
USPC **D16/330**; D16/329
- (58) **Field of Classification Search**
USPC D16/100–101, 300–329, 330, 332–342;
D29/107, 110
CPC ... G02C 1/02; G02C 1/04; G02C 5/12; G02C
11/10; G02C 7/06; G02C 3/003; G02C
7/088; G02C 5/001; G02C 7/16; G02C
5/02; G02C 5/122; G02B 2027/0178
See application file for complete search history.

- (56) **References Cited**
U.S. PATENT DOCUMENTS
- D210,418 S * 3/1968 Bloch et al. D16/326
- D257,985 S * 1/1981 Canavan, III D16/329
- D566,747 S * 4/2008 Yang D16/326
- D601,616 S * 10/2009 Mage D16/326
- D624,952 S * 10/2010 Carlow D16/300
- D638,050 S * 5/2011 Mage D16/326
- D638,464 S * 5/2011 Schwarzbauer D16/329
- D640,314 S * 6/2011 Yang D16/101
- D649,577 S * 11/2011 Goodman D16/312
- D652,860 S * 1/2012 Carlow D16/306

- D653,697 S * 2/2012 Taylor D16/314
- D670,325 S * 11/2012 Chen D16/326
- D674,836 S * 1/2013 Chen D16/326
- D676,896 S * 2/2013 Chen D16/309
- D723,094 S * 2/2015 Chen D16/312
- 8,992,007 B2 * 3/2015 Li G02C 7/086
351/124
- D735,795 S * 8/2015 McGinn D16/320
- D746,364 S * 12/2015 Chen D16/311
- D761,344 S * 7/2016 Chen D16/312
- D775,267 S * 12/2016 Chen D16/326
- D783,080 S * 4/2017 Garfias D16/314
- D784,441 S * 4/2017 Garfias D16/312
- D794,701 S * 8/2017 Lussier D16/330
- D797,182 S * 9/2017 Garfias D16/326
- D827,016 S * 8/2018 Lin D16/327

(Continued)

Primary Examiner — Cathron C Brooks
Assistant Examiner — Sharon S Oum
(74) *Attorney, Agent, or Firm* — Wolf, Greenfield &
Sacks, P.C.


(57) **CLAIM**

The ornamental design for an eyewear brow bar, as shown and described.

DESCRIPTION

FIG. 1 is a top, front, right side perspective view of the eyewear brow bar according to our new design; FIG. 2 is a front elevation view thereof; FIG. 3 is a rear elevation view thereof; FIG. 4 is a left side elevation view thereof; FIG. 5 is a right side elevation view thereof; FIG. 6 is a top plan view thereof; and, FIG. 7 is a bottom plan view thereof. The dash-dash broken lines illustrate the environment and portions of the eyewear brow bar that form no part of the claimed design. The dot-dash broken lines represent boundaries of the claimed design and form no part of the claimed design.

1 Claim, 5 Drawing Sheets



(56)

References Cited

U.S. PATENT DOCUMENTS

D828,866 S * 9/2018 Yoo D16/313
2009/0313746 A1* 12/2009 Wang A61F 9/025
2/431
2010/0085533 A1* 4/2010 Calilung G02C 1/06
351/90

* cited by examiner

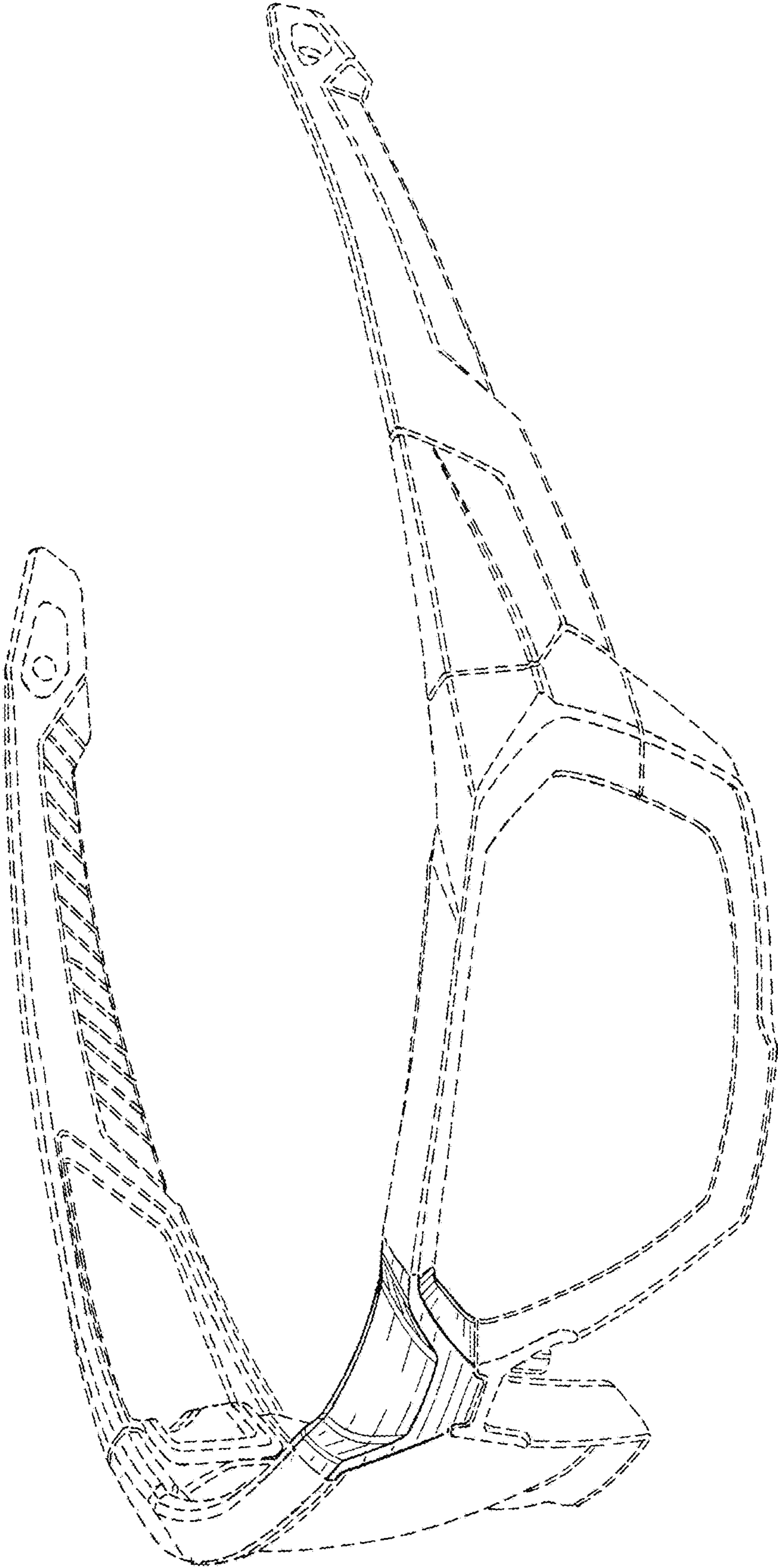


Fig. 1

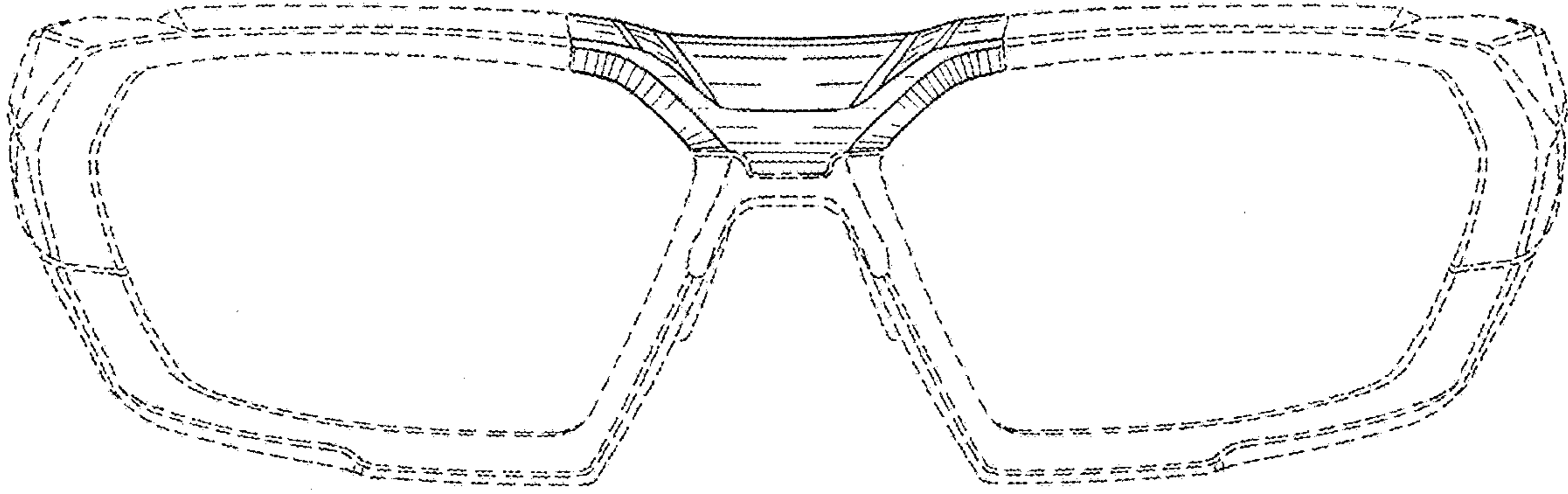


Fig. 2

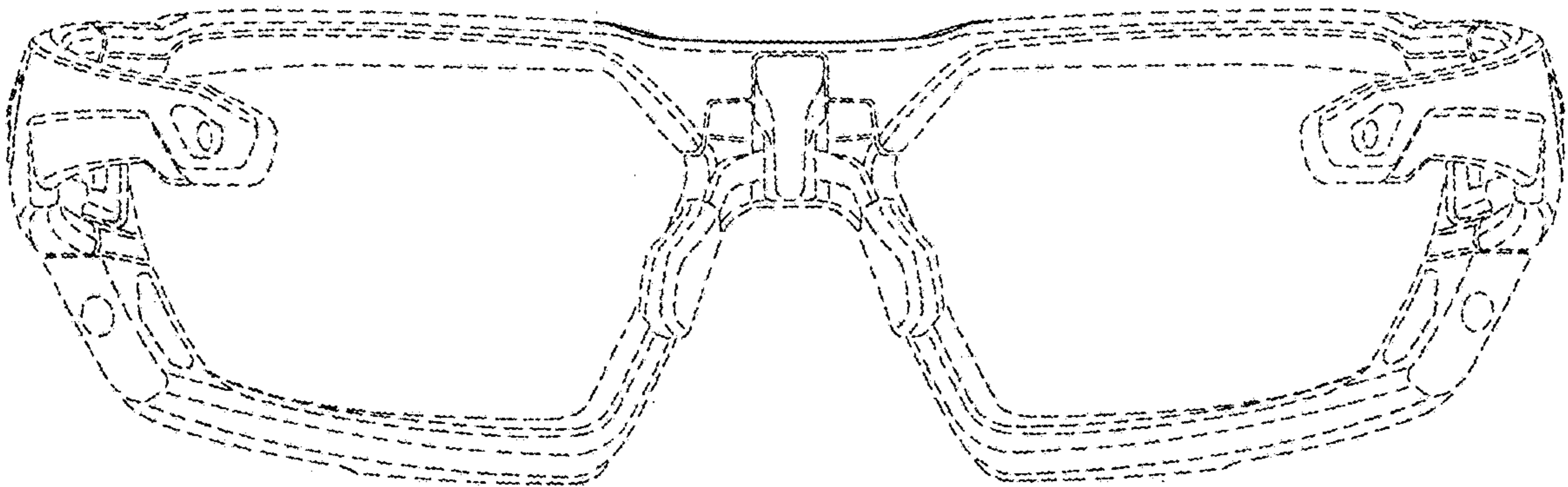


Fig. 3



Fig. 4

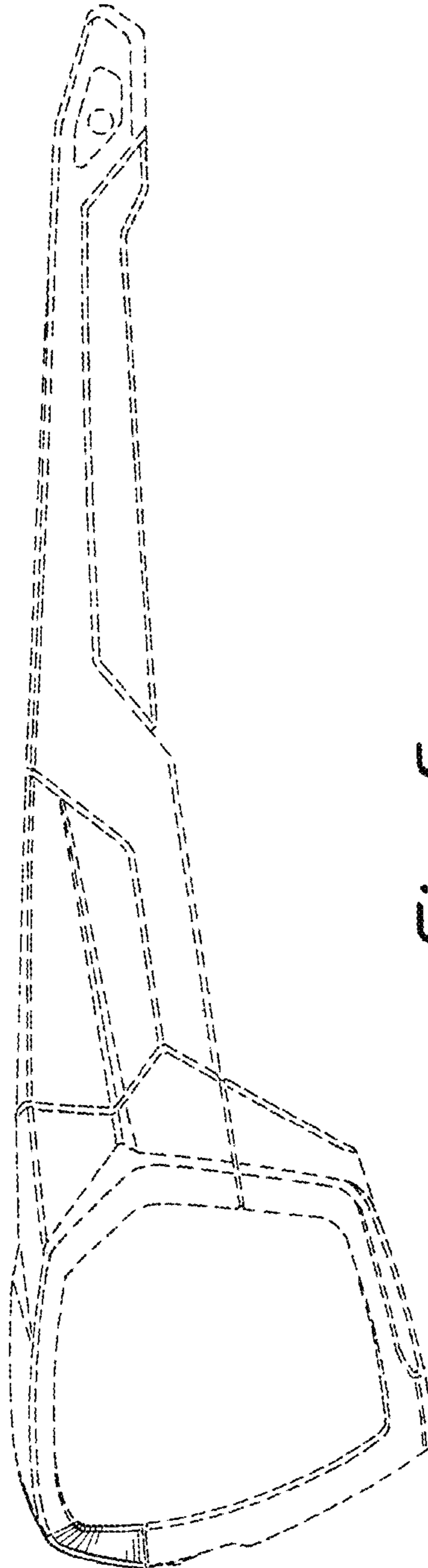


Fig. 5



Fig. 6



Fig. 7