



US00D854600S

(12) **United States Design Patent** (10) **Patent No.:** **US D854,600 S**
Hamlin et al. (45) **Date of Patent:** **** Jul. 23, 2019**

(54) **IMAGER HOUSING**
(71) Applicant: **Gentex Corporation**, Zeeland, MI (US)
(72) Inventors: **Bradley R. Hamlin**, Allendale, MI (US); **Nigel T. Lock**, Holland, MI (US); **John B. Ostreko**, Hudsonville, MI (US)
(73) Assignee: **GENTEX CORPORATION**, Zeeland, MI (US)
(**) Term: **15 Years**
(21) Appl. No.: **29/587,999**
(22) Filed: **Dec. 16, 2016**
(51) **LOC (11) Cl.** **16-05**
(52) **U.S. Cl.**
USPC **D16/219**
(58) **Field of Classification Search**
USPC D16/200–204, 208, 218, 219; 340/932.2, 340/933, 937; 348/143, 148, 151, 360, 348/373–376; D12/187–189, 400; 396/419, 427–429, 433, 529, 535, 396/537–541
CPC G03B 15/03; G03B 17/02; G03B 17/04; G03B 17/48; G03B 17/56; G03B 19/04; G08G 1/0175; H04N 5/2251; H04N 5/2252; H04N 5/2253; H04N 5/2254
See application file for complete search history.

6,580,373 B1 6/2003 Ohashi
D524,835 S * 7/2006 Barman D16/200
7,111,996 B2 9/2006 Seger et al.
7,245,207 B1 7/2007 Dayan et al.
7,265,656 B2 9/2007 McMahon et al.
(Continued)

FOREIGN PATENT DOCUMENTS

EP 1006486 A2 6/2000
EP 1006486 A3 8/2000
(Continued)

Primary Examiner — Ramzi S Almatrahi
(74) *Attorney, Agent, or Firm* — Price Heneveld LLP; Bradley D. Johnson

(57) **CLAIM**

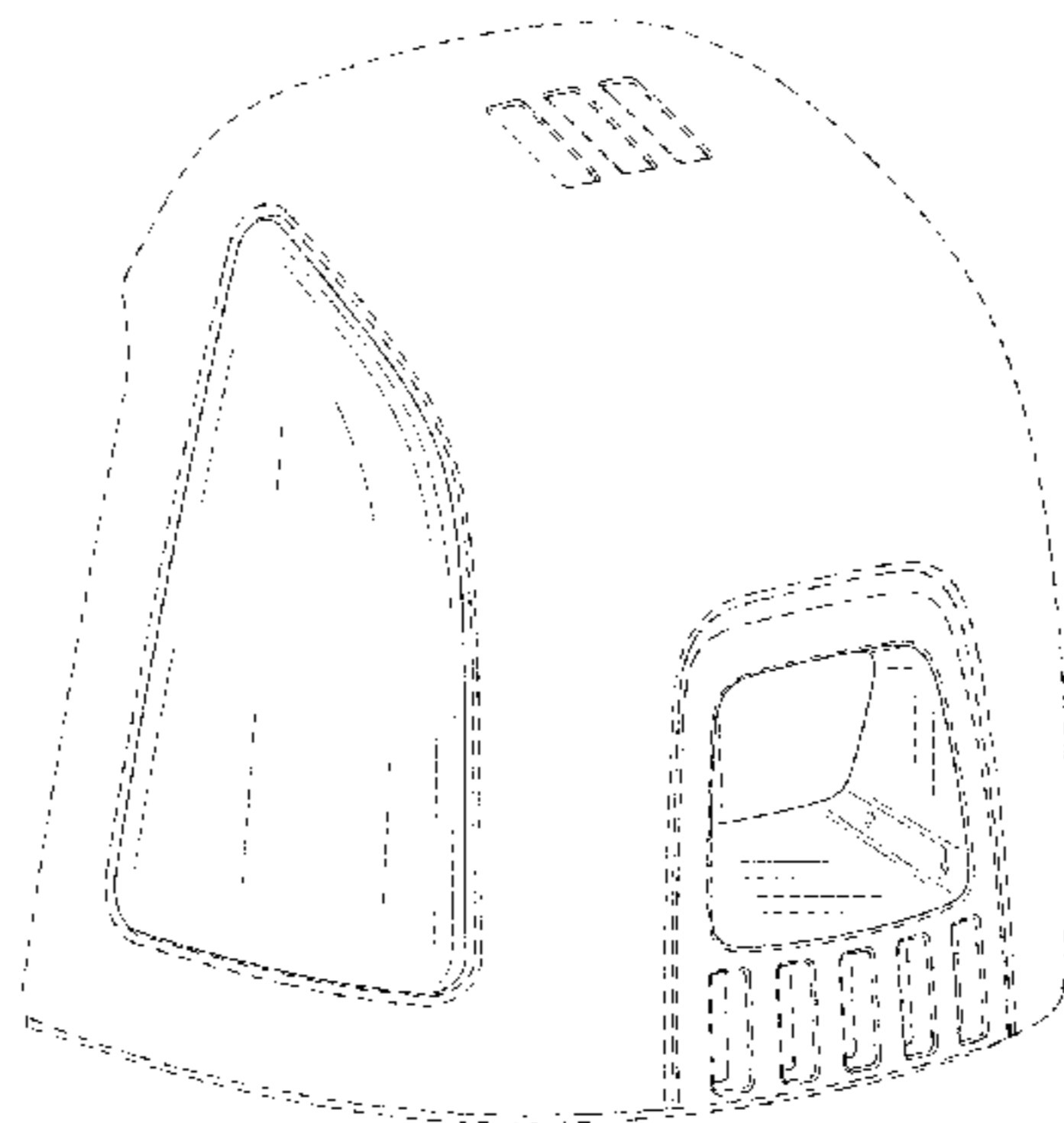
We claim the ornamental design for an imager housing, as shown and described.

DESCRIPTION

FIG. 1 is a front perspective view of an imager housing showing our new design;
FIG. 2 is a bottom perspective view of the imager housing of FIG. 1;
FIG. 3 is a top plan view of the imager housing of FIG. 1;
FIG. 4 is a bottom plan view of the imager housing of FIG. 1;
FIG. 5 is a first side elevational view of the imager housing of FIG. 1;
FIG. 6 is a second side elevational view of the imager housing of FIG. 1;
FIG. 7 is a front elevational view of the imager housing of FIG. 1; and,
FIG. 8 is a rear elevational view of the imager housing of FIG. 1.
The broken lines depict portions of the imager housing in which the design is embodied that form no part of the claimed design.

1 Claim, 8 Drawing Sheets

(56) **References Cited**
U.S. PATENT DOCUMENTS
4,063,258 A 12/1977 Allen
4,621,785 A 11/1986 Embra
5,619,036 A 4/1997 Salvio et al.
5,760,828 A 6/1998 Cortes
5,833,101 A 11/1998 Watkins
6,333,759 B1 12/2001 Mazzilli
6,536,961 B1 3/2003 Gillies



(56)

References Cited

U.S. PATENT DOCUMENTS

D558,811 S * 1/2008 Higgins D16/203
 7,448,812 B2 11/2008 Heibel
 7,499,100 B2 3/2009 Miyazaki et al.
 D593,883 S * 6/2009 Hol D10/70
 7,609,961 B2 10/2009 Park
 7,881,496 B2 2/2011 Camilleri et al.
 7,883,064 B2 2/2011 Luft et al.
 D647,934 S * 11/2011 Raken D16/202
 D700,231 S * 2/2014 Berkmortel D16/203
 D747,390 S * 1/2016 Roth D16/218
 D754,235 S * 4/2016 Fish, Jr. D16/218
 D782,560 S * 3/2017 Li D16/208
 2006/0238318 A1 10/2006 Brouwer
 2007/0182817 A1 8/2007 Briggance
 2007/0236569 A1 10/2007 Lin
 2009/0122141 A1 5/2009 Nakamura et al.
 2010/0118145 A1 5/2010 Betham et al.

2010/0129070 A1* 5/2010 Balasundaramohan
 G03B 17/00
 396/419
 2010/0277379 A1 11/2010 Lindackers et al.
 2011/0317298 A1 12/2011 van Stiphout
 2012/0327234 A1* 12/2012 Fish, Jr. H04N 7/185
 348/148
 2013/0107110 A1* 5/2013 Park H04N 5/2252
 348/373
 2014/0111684 A1 4/2014 Corbin et al.
 2014/0192431 A1* 7/2014 Sloterbeek B60R 1/12
 359/871

FOREIGN PATENT DOCUMENTS

EP 1227683 B1 7/2006
 KR 100909368 B1 7/2009
 KR 101134305 B1 4/2012
 KR 101343814 B1 12/2013

* cited by examiner

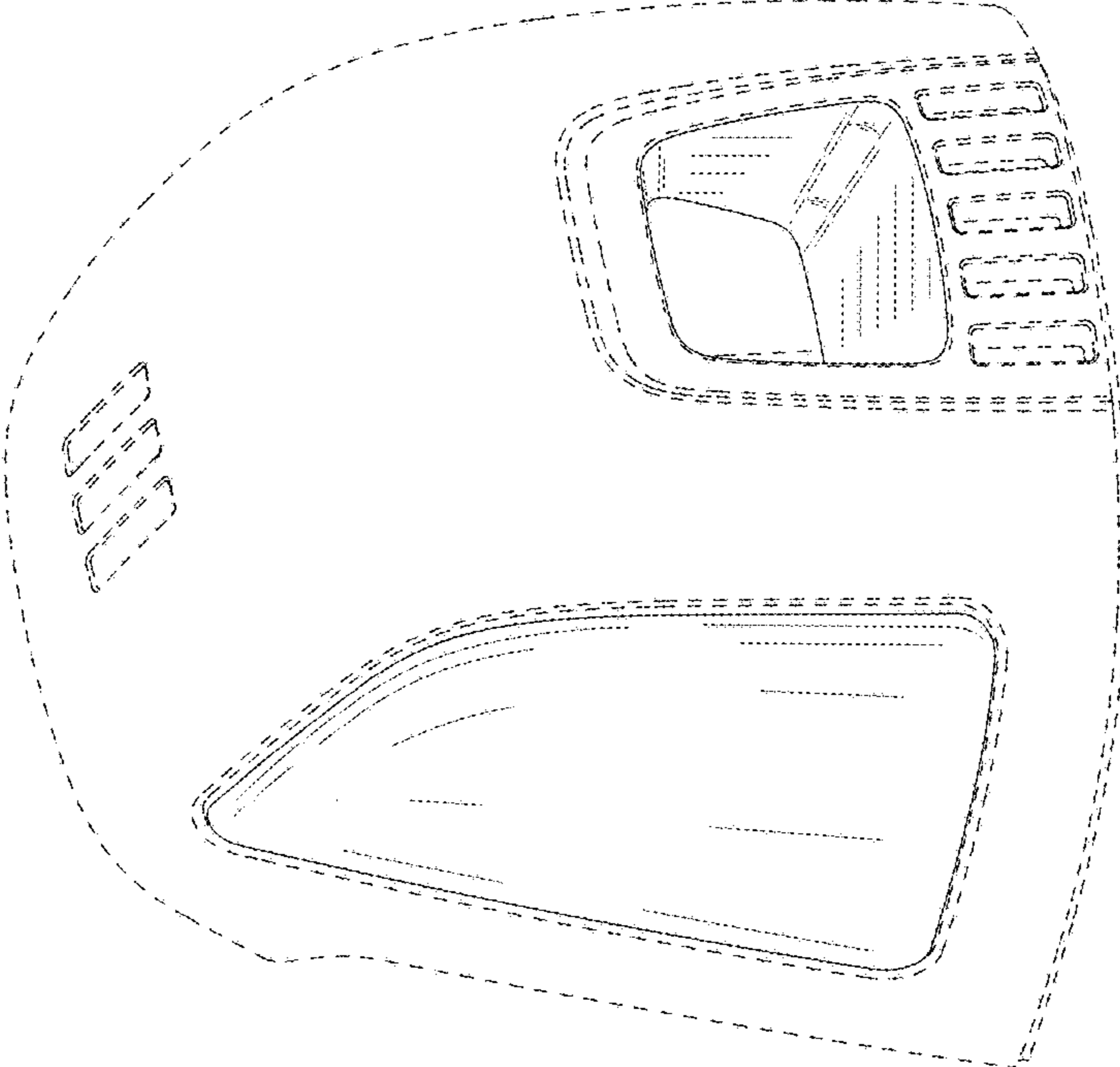


FIG. 1




FIG. 2

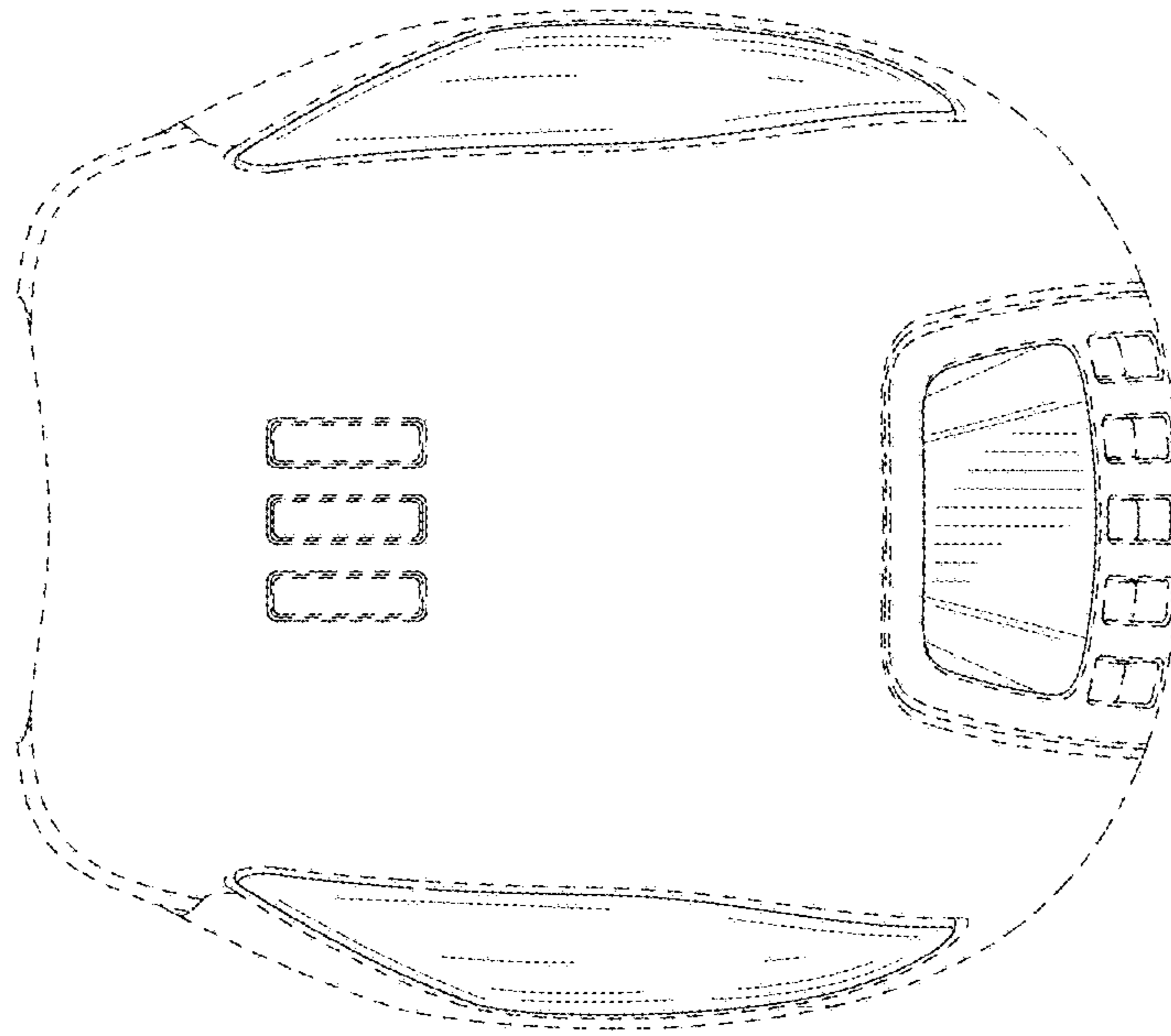


FIG. 3

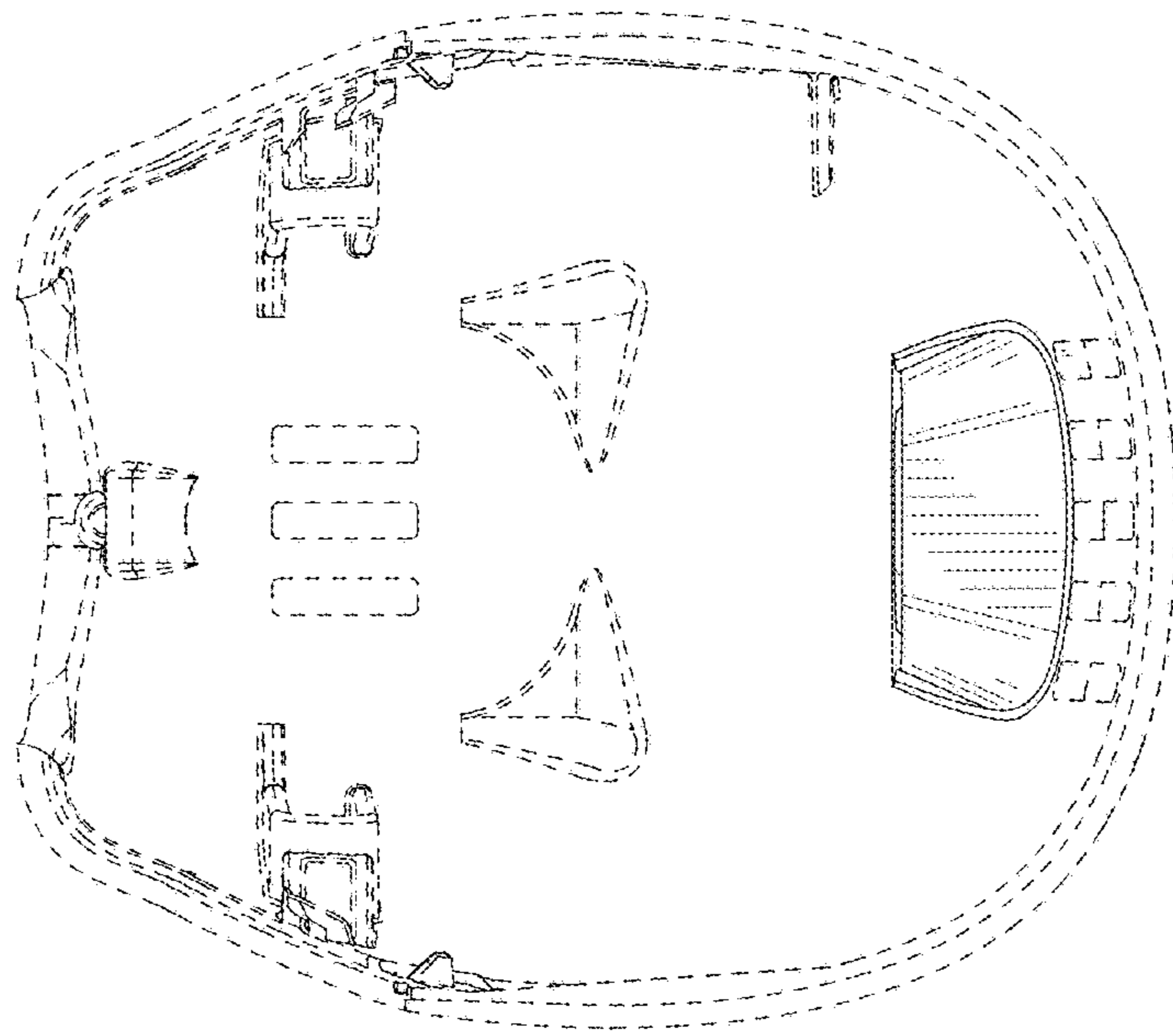


FIG. 4

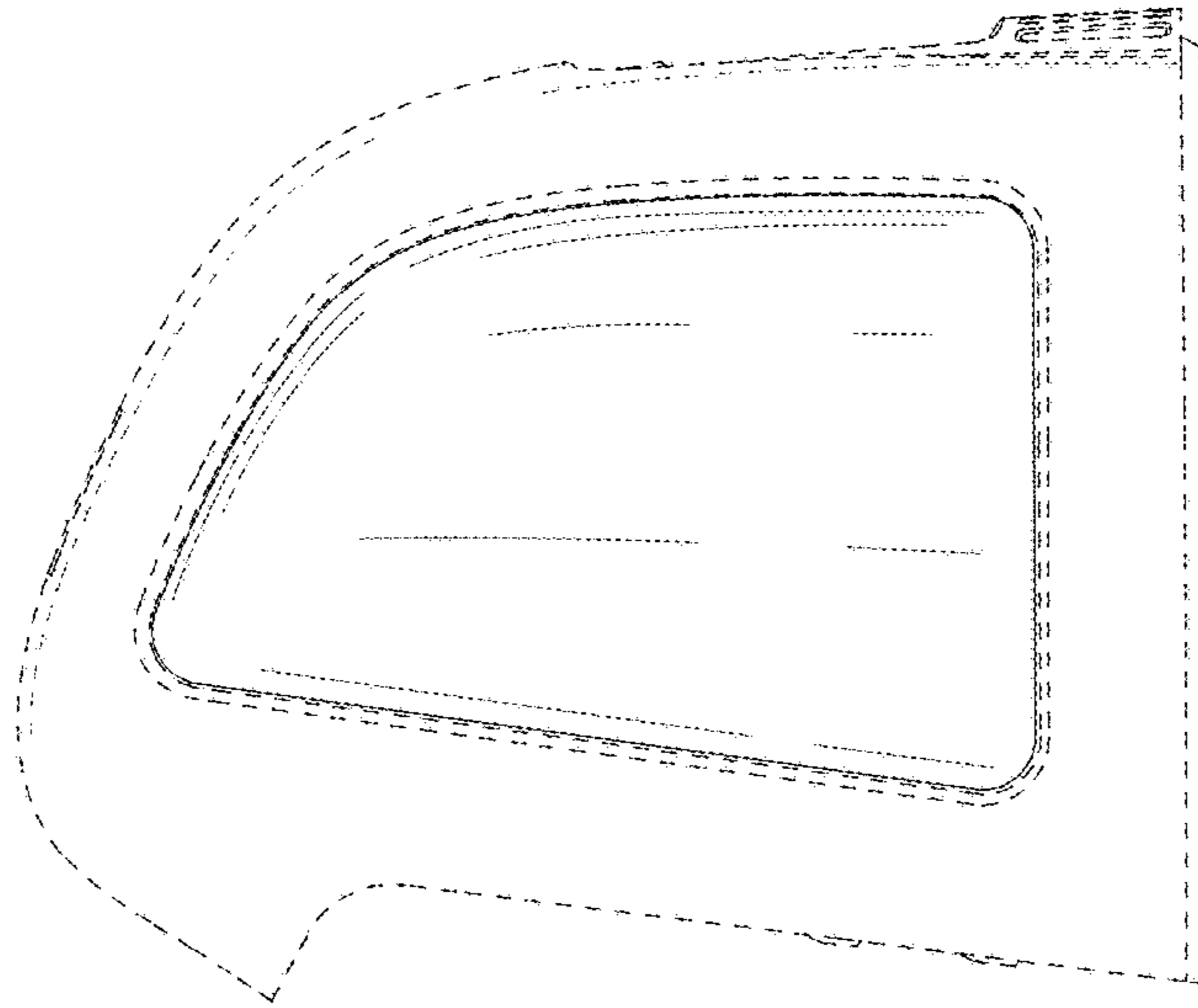


FIG. 5

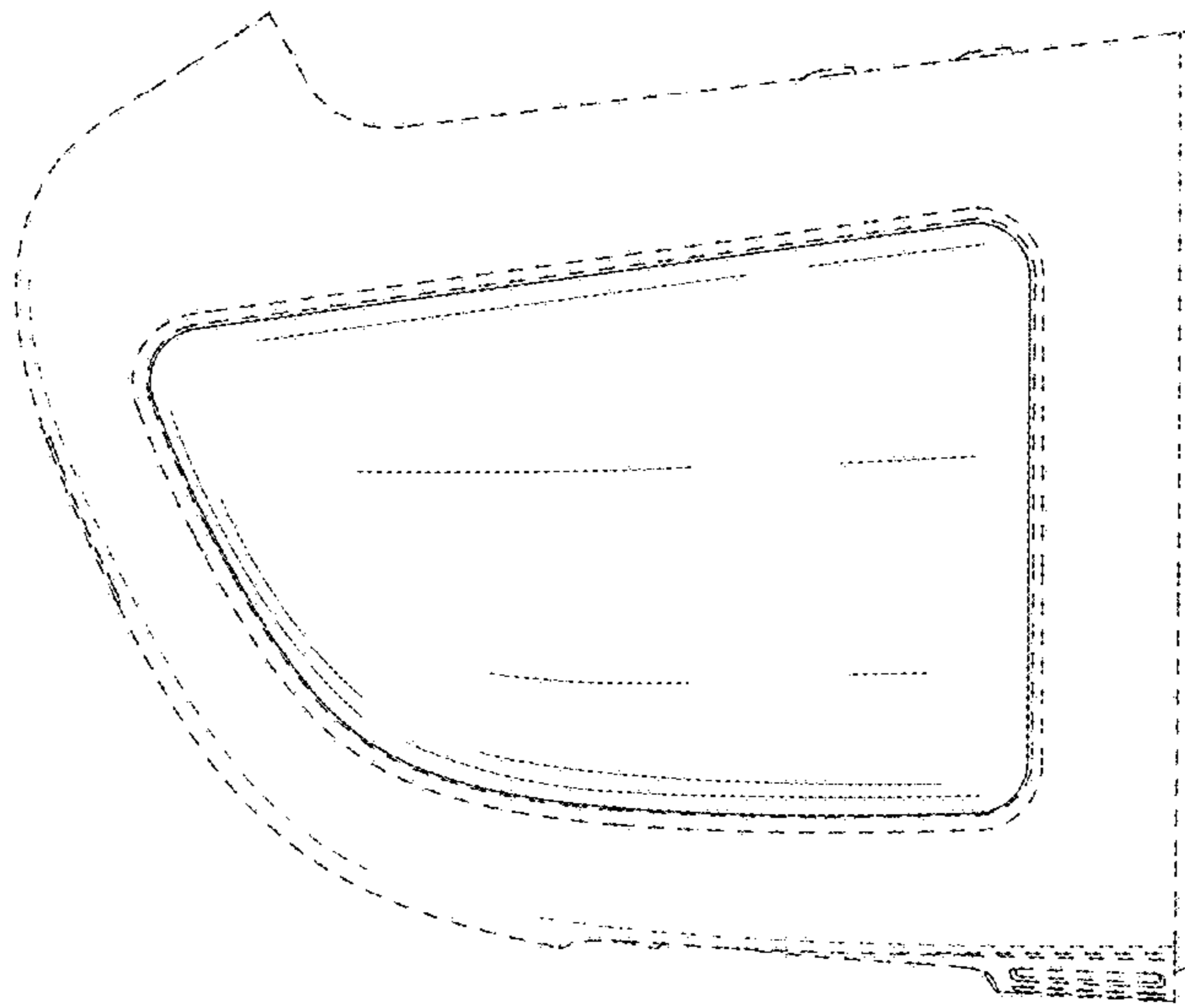


FIG. 6

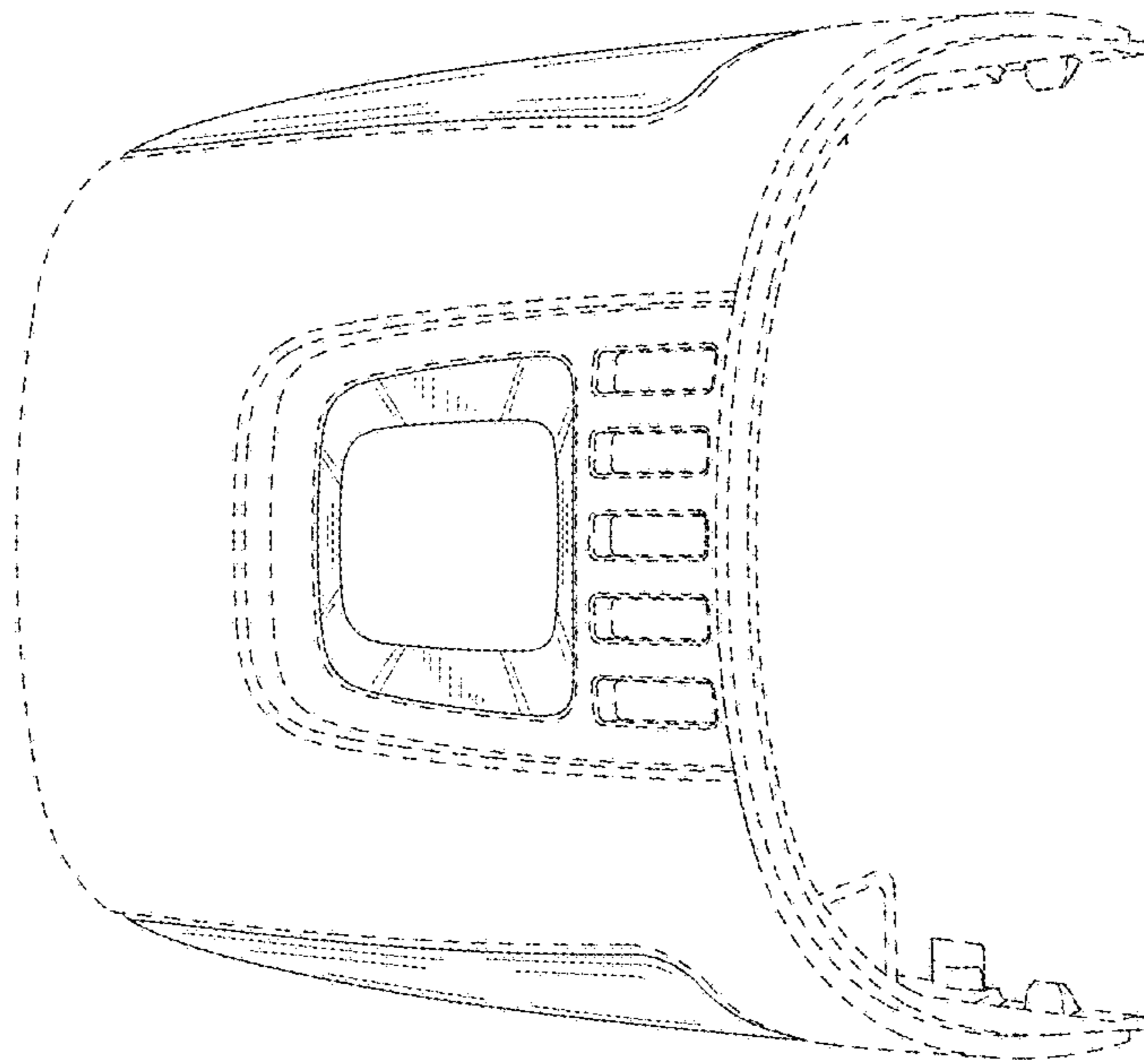


FIG. 7

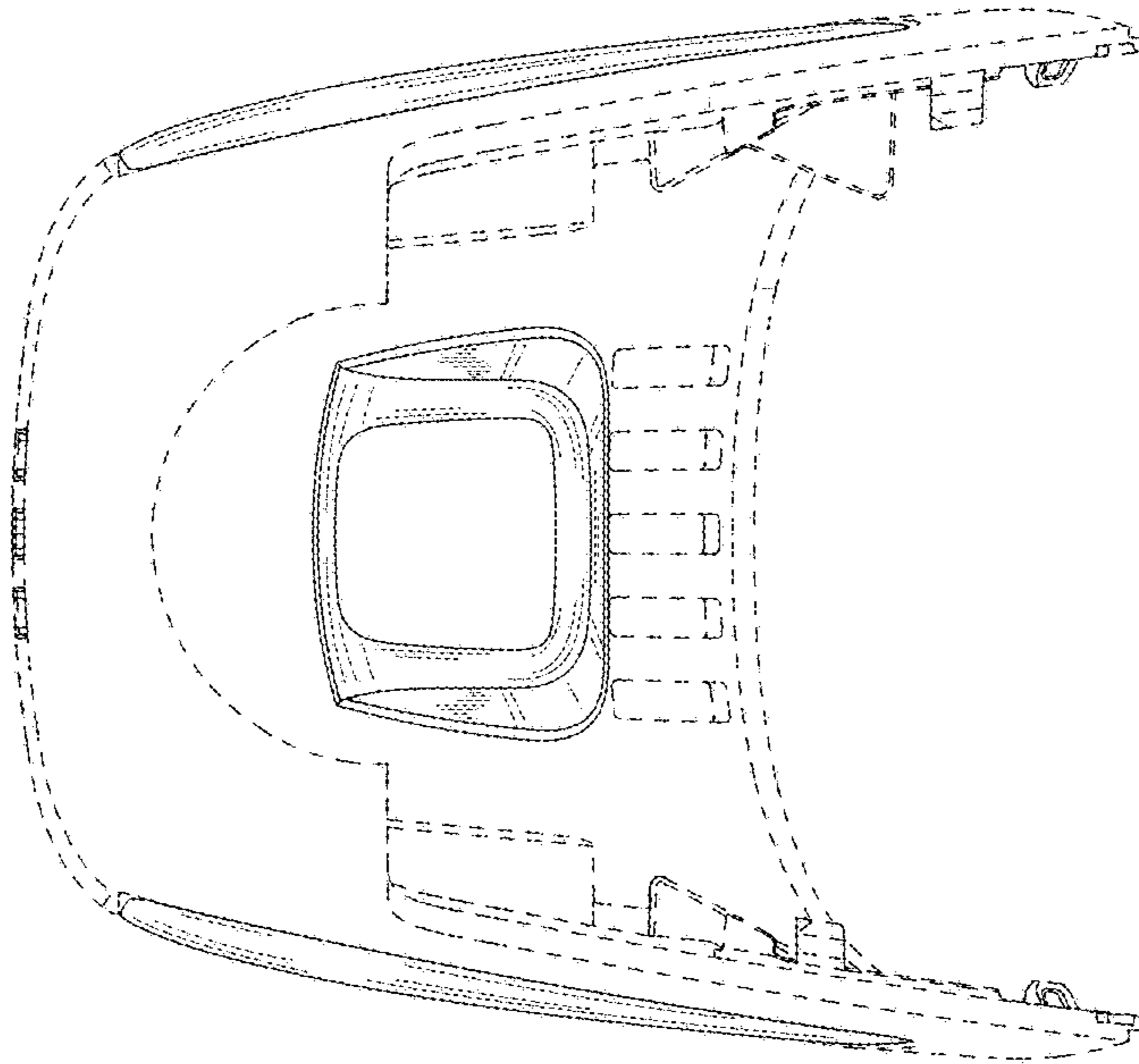


FIG. 8