



US00D854546S

(12) **United States Design Patent**
Mecchella

(10) **Patent No.:** **US D854,546 S**

(45) **Date of Patent:** **** Jul. 23, 2019**

(54) **DEVICE COVER**

(71) Applicant: **Amazon Technologies, Inc.**, Seattle,
WA (US)

(72) Inventor: **Monica Liane Mecchella**, San
Francisco, CA (US)

(73) Assignee: **Amazon Technologies, Inc.**, Seattle,
WA (US)

(**) Term: **15 Years**

(21) Appl. No.: **29/641,708**

(22) Filed: **Mar. 23, 2018**

(51) **LOC (11) Cl.** **14-02**

(52) **U.S. Cl.**
USPC **D14/440**

(58) **Field of Classification Search**
USPC D14/440; 206/45.23, 320, 45.2;
361/679.55; 294/25; 224/218
CPC ... G06F 1/1628; G06F 1/1626; A47B 23/044;
H04B 1/3888; H05K 5/0217
See application file for complete search history.

(56) **References Cited**

U.S. PATENT DOCUMENTS

D397,246 S *	8/1998	Hoofnagle	D3/201
D448,761 S *	10/2001	Powell	D14/250
D448,762 S *	10/2001	Powell	D14/250
D451,094 S *	11/2001	Powell	D14/250
D605,645 S *	12/2009	Kettula	D14/253
D641,756 S *	7/2011	Hsieh	D14/440
D643,029 S *	8/2011	Feng	D14/250
8,016,107 B2 *	9/2011	Emsky	A45C 11/00 206/320
D646,266 S *	10/2011	Kim	D14/250
D665,809 S *	8/2012	Wang	D14/248
D668,660 S *	10/2012	Norfolk	D14/440
D670,702 S *	11/2012	Zhang	D14/440
D675,210 S *	1/2013	Kim	D14/439
D676,854 S *	2/2013	Hsu	D14/447

D677,249 S *	3/2013	Li	D14/250
D678,293 S *	3/2013	Meehan	D14/440
D687,427 S *	8/2013	Peterson	D14/250
D690,703 S *	10/2013	Welch	D14/440
D698,772 S *	2/2014	Merenda	D14/250
D708,621 S *	7/2014	Gifford	D14/447

(Continued)

OTHER PUBLICATIONS

Indian Office Action dated Sep. 27, 2018, for the Indian Patent Application No. 310097, a counterpart foreign patent application of the U.S. Appl. No. 9/641,708, 2 pages.

Primary Examiner — Cynthia R Underwood

(74) *Attorney, Agent, or Firm* — Lee & Hayes, P.C.

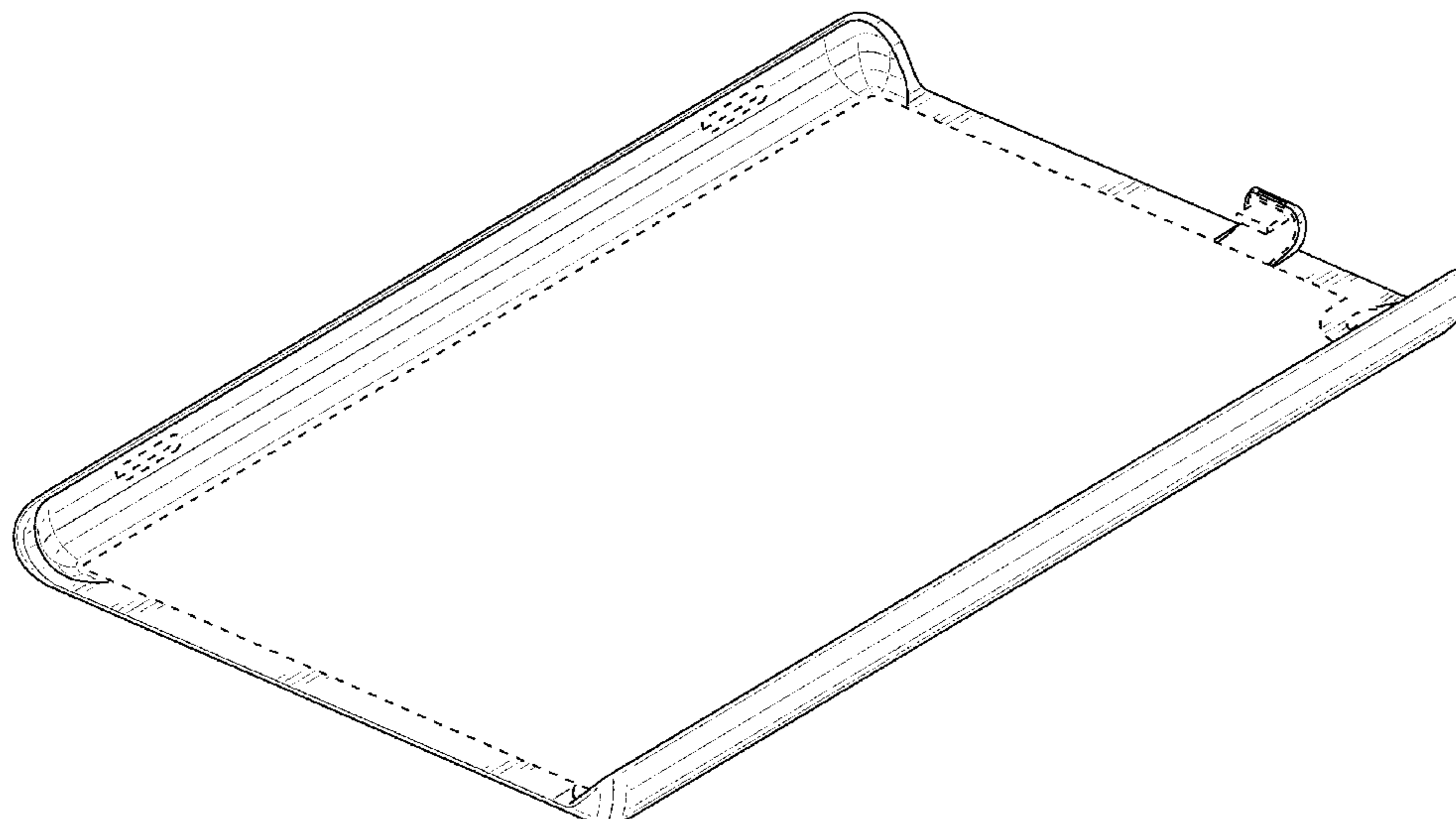
(57) **CLAIM**

The ornamental design for a device cover, as shown and described.

DESCRIPTION

FIG. 1 is a front perspective view of a first embodiment of a device cover;
FIG. 2 is a bottom view thereof;
FIG. 3 is a top view thereof;
FIG. 4 is a left-side view thereof;
FIG. 5 is a right-side view thereof;
FIG. 6 is a front view thereof;
FIG. 7 is a back view thereof;
FIG. 8 is a front perspective view of a second embodiment of a device cover;
FIG. 9 is a bottom view thereof;
FIG. 10 is a top view thereof;
FIG. 11 is a left-side view thereof;
FIG. 12 is a right-side view thereof;
FIG. 13 is a front view thereof; and,
FIG. 14 is a back view thereof.
The dashed broken lines depict portions of the device cover that form no part of the claimed design.

1 Claim, 14 Drawing Sheets



(56)

References Cited

U.S. PATENT DOCUMENTS

D713,846	S *	9/2014	Chen	D14/440
D718,316	S *	11/2014	Veltz	D14/440
D750,619	S *	3/2016	Amit	D14/341
D757,731	S *	5/2016	Nguyen	D14/440
D766,247	S *	9/2016	Burmester	D14/440
D776,122	S *	1/2017	Akana	D14/440
D776,123	S *	1/2017	Akana	D14/440
D777,167	S *	1/2017	Wengreen	D14/447
D786,879	S *	5/2017	Kim	D14/440
D795,880	S *	8/2017	Akana	D14/440
D804,486	S *	12/2017	Nyholm	D14/440
D807,892	S *	1/2018	Wang	D14/440
D832,836	S *	11/2018	Akana	D14/345
2012/0170212	A1 *	7/2012	Gallouzi	F16M 11/041 361/679.56
2013/0222139	A1 *	8/2013	Gouge	A61B 5/01 340/573.1

* cited by examiner

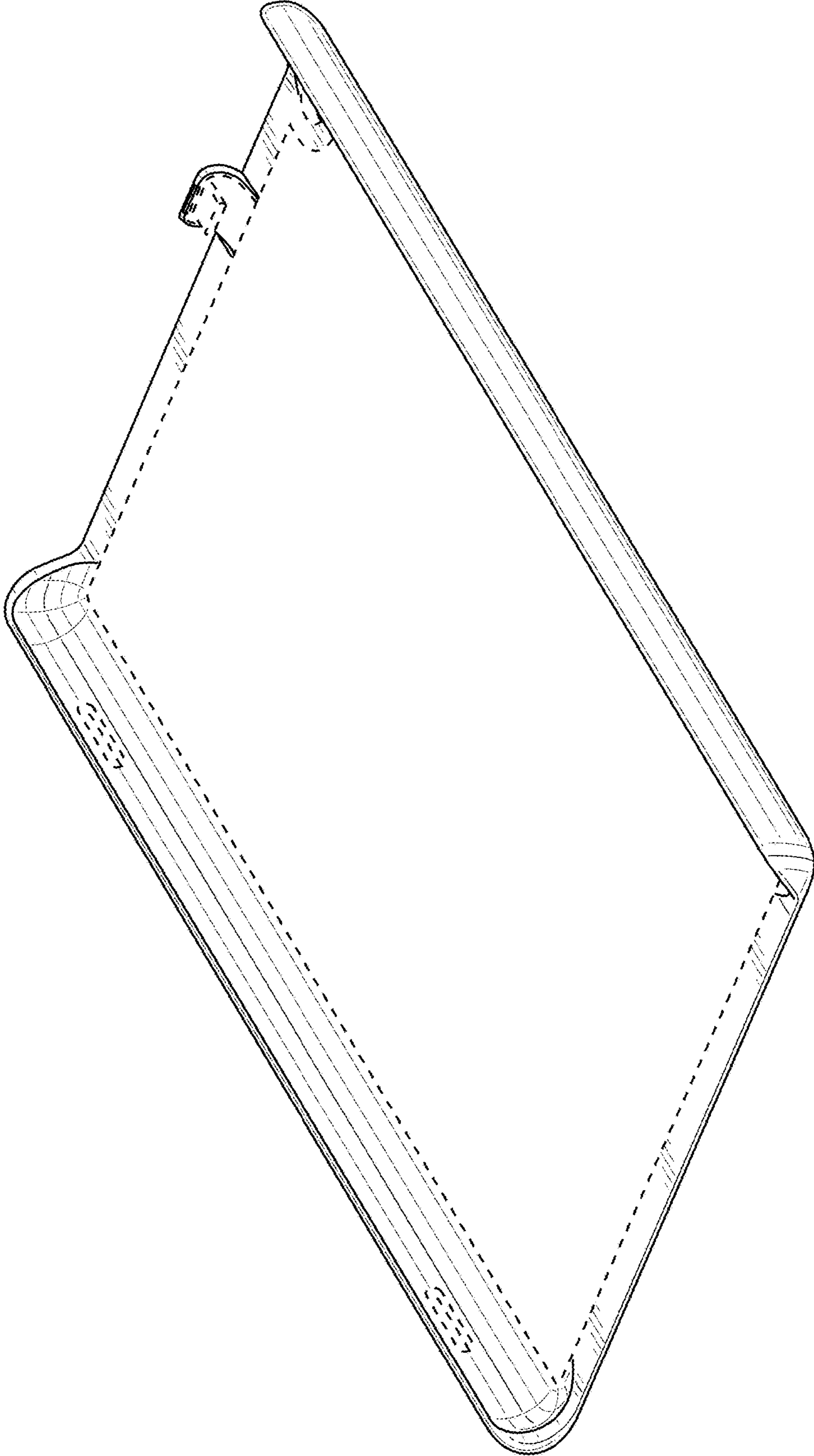


FIG. 1




FIG. 2




FIG. 3




FIG. 4




FIG. 5




FIG. 6




FIG. 7

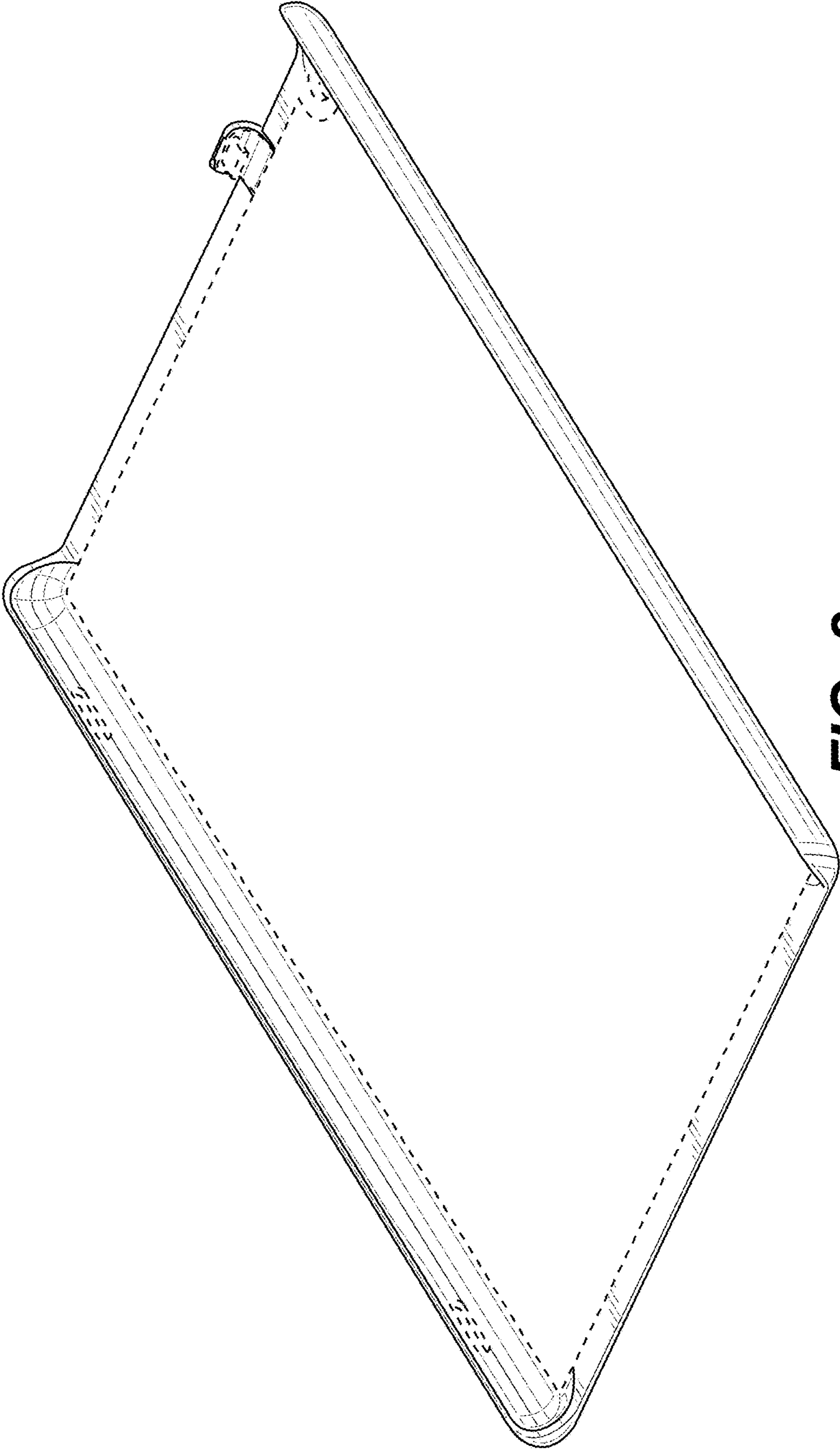


FIG. 8




FIG. 9



FIG. 10




FIG. 11

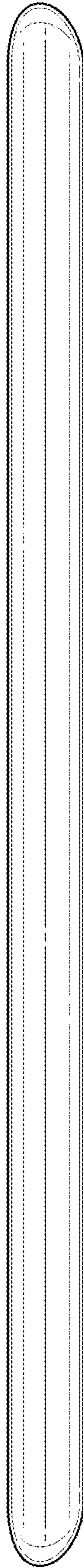


FIG. 12




FIG. 13




FIG. 14