



US00D854532S

(12) **United States Design Patent** (10) **Patent No.:** **US D854,532 S**
Block (45) **Date of Patent:** **** Jul. 23, 2019**

(54) **CELL PHONE HOUSING**
(71) Applicant: **David Block**, Miami, FL (US)
(72) Inventor: **David Block**, Miami, FL (US)
(**) Term: **15 Years**
(21) Appl. No.: **29/599,707**
(22) Filed: **Apr. 6, 2017**
(51) **LOC (11) Cl.** **14-03**
(52) **U.S. Cl.**
USPC **D14/250**; D14/248
(58) **Field of Classification Search**
USPC D3/201, 218, 226, 227, 247, 249, 250,
D3/269, 303; D13/103, 107, 108, 119;
D14/137, 138 R, 138 AA, 138 C, 138 G,
D14/203.3-203.7, 217, 238.1, 247, 248,
D14/250-253, 440, 447
CPC H04B 1/3888; H04M 1/0283; H04M
1/0202; A45C 1/06; A45C 2011/002;
A45C 11/00; A45F 2005/028; A45F
2200/0525
See application file for complete search history.

(56) **References Cited**
U.S. PATENT DOCUMENTS

D276,229 S * 11/1984 Heilner D14/253
D288,317 S * 2/1987 Yuen D14/137
D299,027 S * 12/1988 Boykiw D14/248
D305,717 S * 1/1990 Soren D13/103
D312,256 S * 11/1990 Blomberg D14/147
D321,186 S * 10/1991 Blinn D14/142

D322,783 S * 12/1991 Saluja D14/138 AA
D346,797 S * 5/1994 Tokiyama D14/138 AA
D349,289 S * 8/1994 Vananderoye D14/217
D377,024 S * 12/1996 Andrea D13/168
D387,898 S * 12/1997 Ronzani D3/215
D727,882 S * 4/2015 Jeon D14/248
D728,553 S * 5/2015 Kim D14/250
D734,308 S * 7/2015 Jeon D14/248
D734,733 S * 7/2015 Park D14/138 G
D736,171 S * 8/2015 Lee D14/138 G
D736,737 S * 8/2015 Lee D14/138 G
9,143,174 B2 * 9/2015 Chiang H04B 1/3888
9,167,911 B2 * 10/2015 Vlosich A45C 11/00
D742,373 S * 11/2015 Ji D10/38
D760,643 S * 7/2016 Phillips D13/103

* cited by examiner

Primary Examiner — Susan E Krakower
Assistant Examiner — L. A. Grabenstetter
(74) *Attorney, Agent, or Firm* — Oliff PLC

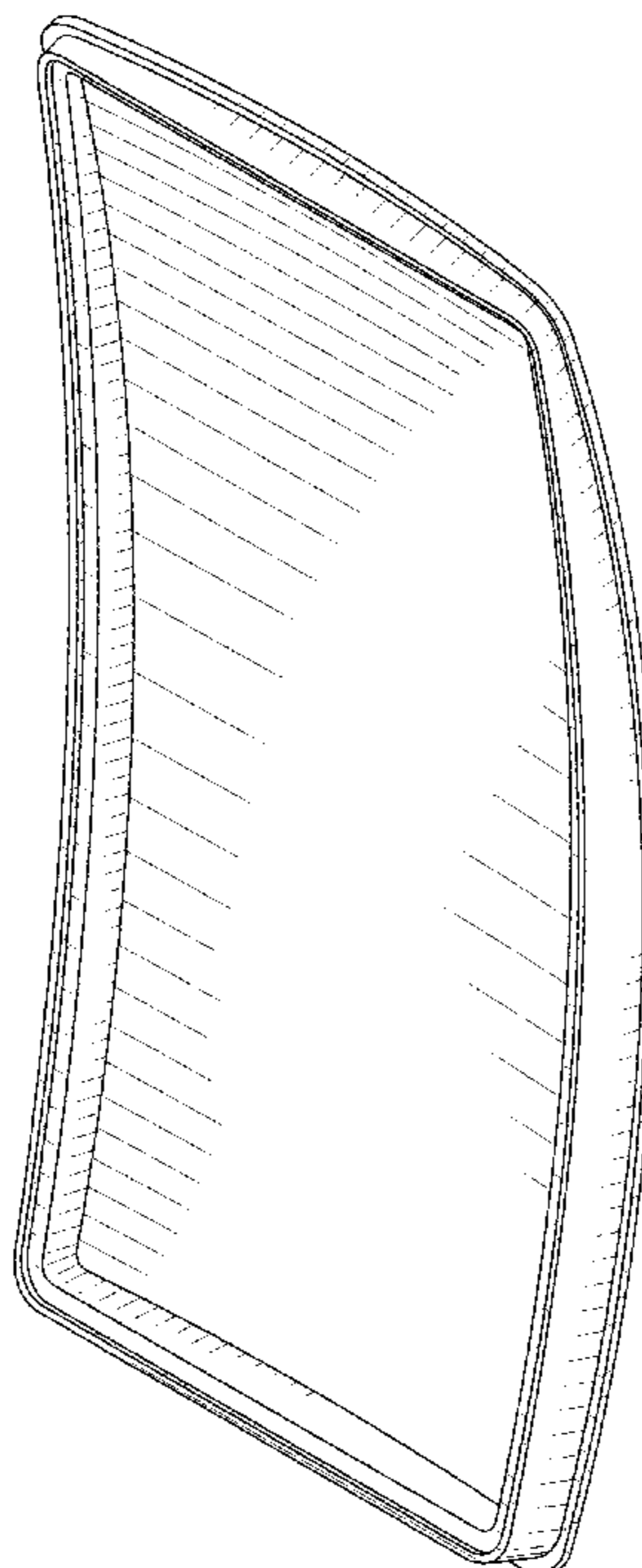
(57) **CLAIM**

The ornamental design for a cell phone housing, as shown and described.

DESCRIPTION

FIG. 1 is a perspective view of a cell phone housing;
FIG. 2 is a front view of the cell phone housing;
FIG. 3 is a back view of the cell phone housing;
FIG. 4 is a left side view of the cell phone housing;
FIG. 5 is a right side view of the cell phone housing;
FIG. 6 is a top view of the cell phone housing; and,
FIG. 7 is a bottom view of the cell phone housing.

1 Claim, 5 Drawing Sheets



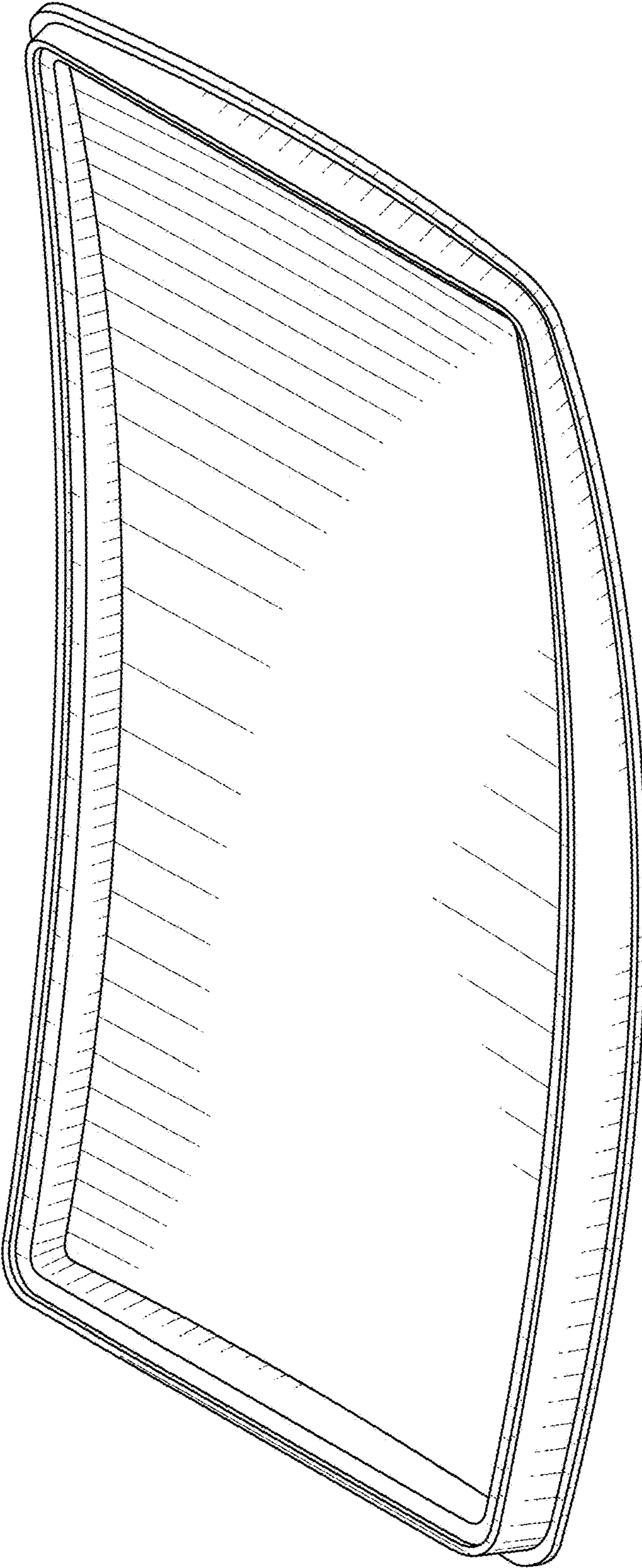


FIG. 1




FIG. 2




FIG. 3

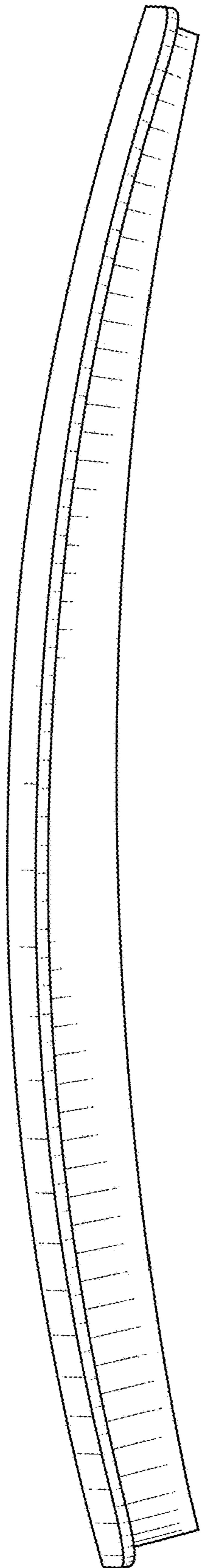


FIG. 4

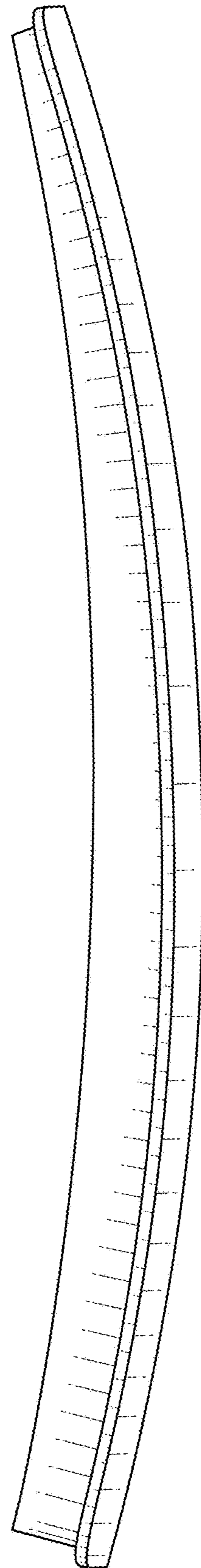


FIG. 5

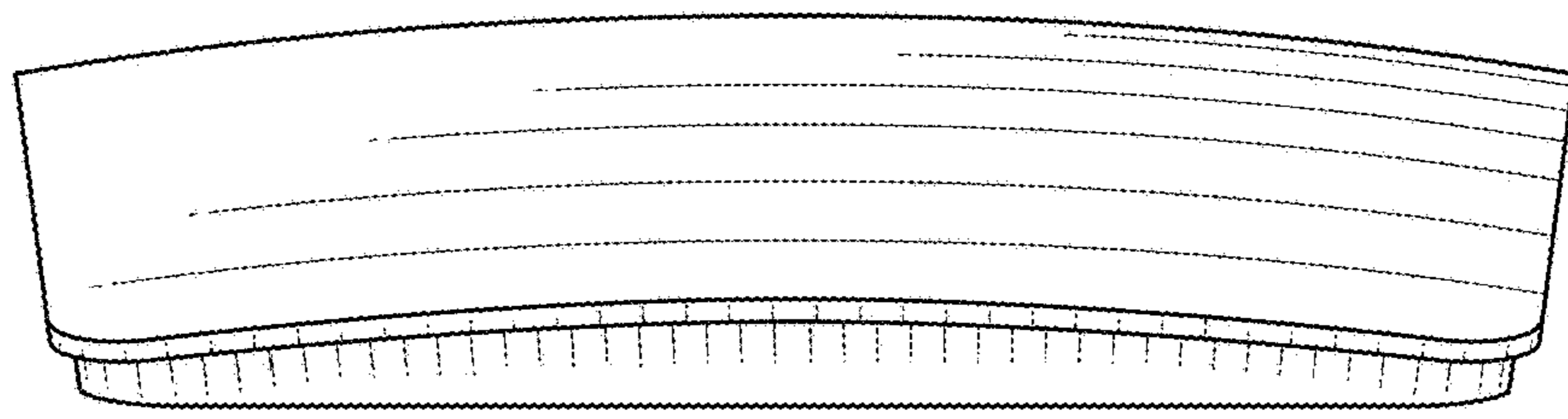


FIG. 6

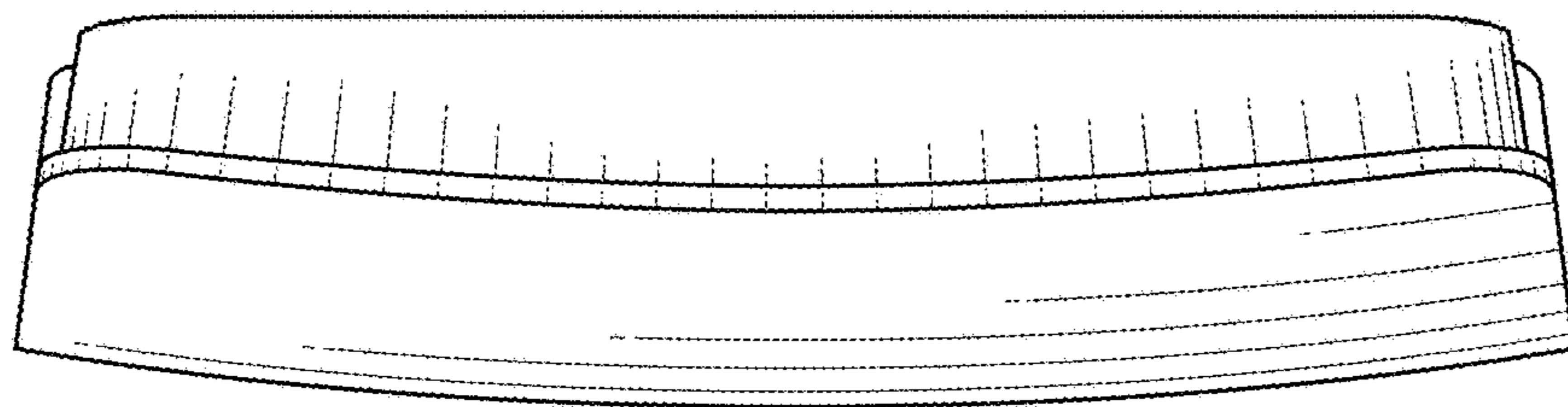


FIG. 7