



US00D854529S

(12) **United States Design Patent** (10) **Patent No.:** **US D854,529 S**
Ballou et al. (45) **Date of Patent:** **** Jul. 23, 2019**

- (54) **CASE FOR PHONE**
- (71) Applicant: **Pelican Products, Inc.**, Torrance, CA (US)
- (72) Inventors: **Daniel Ballou**, Long Beach, CA (US);
Joven De La Vega, Downey, CA (US);
Dustin Bullock, Austin, TX (US)
- (73) Assignee: **Pelican Products, Inc.**, Torrance, CA (US)
- (**) Term: **15 Years**
- (21) Appl. No.: **29/561,550**
- (22) Filed: **Apr. 18, 2016**

- D697,504 S 1/2014 Yang
- D703,651 S 4/2014 Ehrlich
- D703,652 S 4/2014 Melanson
- D704,182 S 5/2014 Smith
- D705,199 S 5/2014 Huang et al.
- D706,253 S 6/2014 Simmer
- D709,060 S 7/2014 Melanson et al.
- D709,061 S 7/2014 Borra et al.
- D710,344 S 8/2014 Smith et al.
- D714,276 S 9/2014 Hu et al.
- D714,769 S 10/2014 Rayner
- D714,771 S 10/2014 Rayner
- D717,776 S 11/2014 Hemesath
- D719,950 S 12/2014 Smith et al.
- D724,066 S 3/2015 Fathollahi
- D739,394 S 9/2015 Rayner
- D741,844 S 10/2015 Rayner

(Continued)

Related U.S. Application Data

- (62) Division of application No. 29/478,358, filed on Jan. 3, 2014, now Pat. No. Des. 784,975.
- (51) **LOC (11) Cl.** **14-03**
- (52) **U.S. Cl.**
USPC **D14/250**
- (58) **Field of Classification Search**
USPC D14/250–253, 440, 203.3–203.7, 217,
D14/496, 248, 238.1, 240, 447, 230, 247,
D14/341, 345, 346, 439; D3/201, 218,
D3/269, 301, 273, 303
CPC . A45C 2011/002; A45C 11/00; A45C 13/002;
A45C 2011/003; H04M 1/0283; H04M
1/0202; H04M 1/185; H04B 1/3888
See application file for complete search history.

(56) **References Cited**

U.S. PATENT DOCUMENTS

- D665,735 S 8/2012 Kang et al.
- D670,280 S 11/2012 Rayner
- D671,493 S 11/2012 Hasbrook
- D676,432 S 2/2013 Hasbrook

OTHER PUBLICATIONS

U.S. Notice of Allowance dated Dec. 12, 2016, from related U.S. Appl. No. 29/478,358.

(Continued)

Primary Examiner — Holly E Thurman

(74) *Attorney, Agent, or Firm* — Foley & Lardner LLP

(57) **CLAIM**

We claim the ornamental design for a case for phone, as shown and described.

DESCRIPTION

FIG. 1 is a perspective view of a case for phone of the claimed design;

FIG. 2 is a front view of the case for phone;

FIG. 3 is a rear view of the case for phone;



FIG. 4 is a left view of the case for phone;

FIG. 5 is a right view of the case for phone;

FIG. 6 is a top view of the case for phone; and,

FIG. 7 is a bottom view of the case for phone.

1 Claim, 6 Drawing Sheets



(56)

References Cited

U.S. PATENT DOCUMENTS

D744,471	S	12/2015	Fitzgerald	
2012/0118773	A1	5/2012	Rayner	
2012/0211382	A1*	8/2012	Rayner G06F 1/1626 206/320
2012/0282977	A1	11/2012	Haleluk	
2013/0045782	A1*	2/2013	Simmer H04M 1/035 455/575.8
2013/0175186	A1	7/2013	Simmer	
2014/0216952	A1*	8/2014	Liang H04M 1/18 206/37
2015/0068935	A1	3/2015	Kay et al.	
2015/0173229	A1	6/2015	Chao	
2015/0180527	A1	6/2015	Fathollahi	
2015/0194997	A1	7/2015	Johnson et al.	
2015/0366312	A1	12/2015	Kay	

OTHER PUBLICATIONS

Canadian Examiner's Report dated Dec. 11, 2014, from related application No. 157361.

U.S. Office Action dated Feb. 5, 2016, from related U.S. Appl. No. 29/478,358.

U.S. Office Action dated Jun. 6, 2016, from related U.S. Appl. No. 29/478,358.

* cited by examiner

Fig. 1




Fig. 2

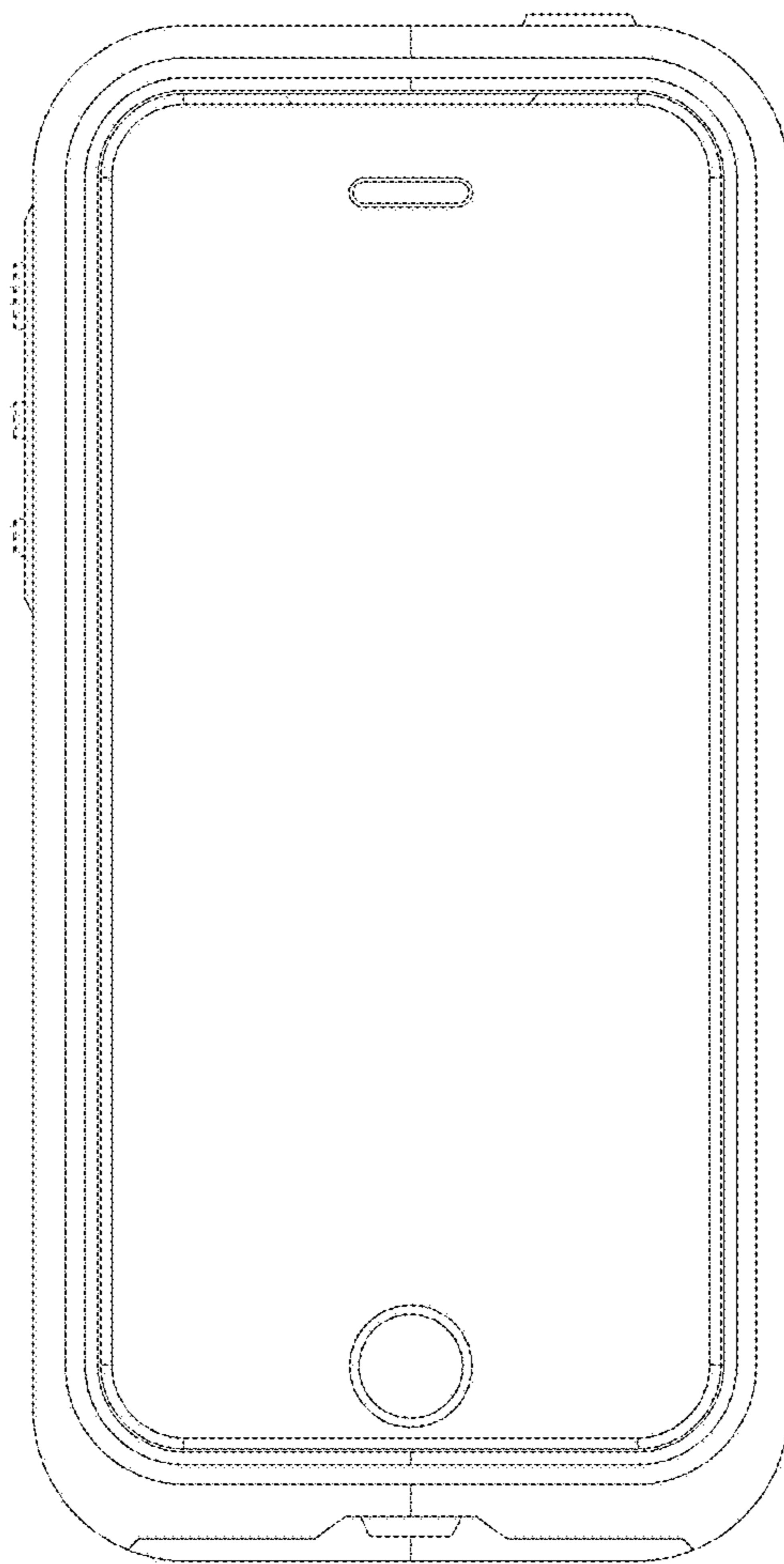


Fig. 3




Fig. 4




Fig. 5




Fig. 6

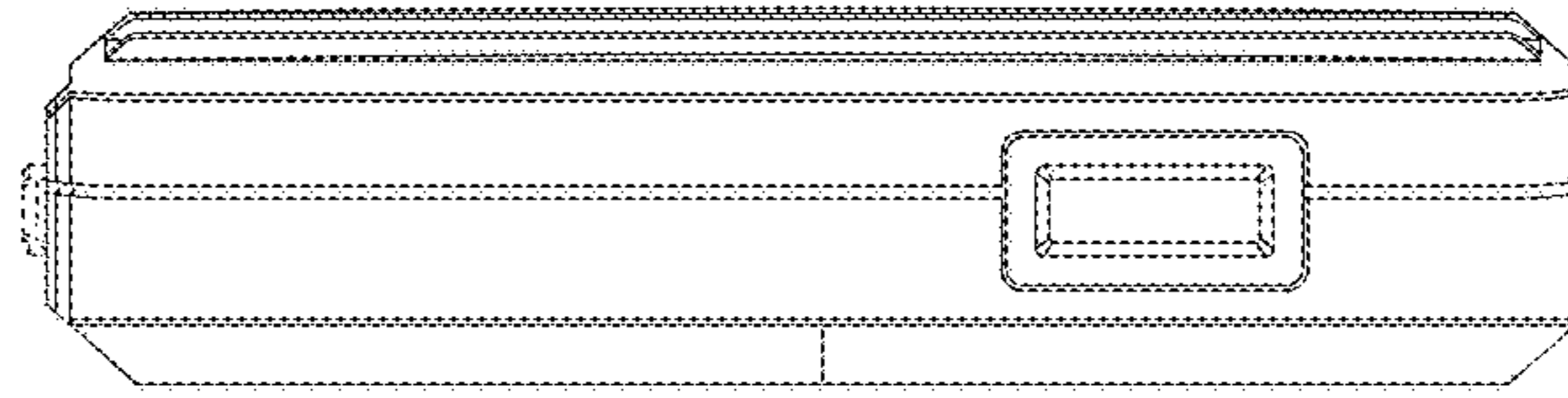


Fig. 7

