



US00D854512S

(12) **United States Design Patent**
Huang

(10) **Patent No.:** **US D854,512 S**

(45) **Date of Patent:** **** *Jul. 23, 2019**

(54) **NECK STRAP WIRELESS HEADSET**

(71) Applicant: **Shenzhen Shuaixian Electronic Equipment Co., Ltd., Shenzhen (CN)**

(72) Inventor: **Xuezheng Huang, Shenzhen (CN)**

(*) Notice: This patent is subject to a terminal disclaimer.

(**) Term: **15 Years**

(21) Appl. No.: **29/601,191**

(22) Filed: **Apr. 20, 2017**

(51) **LOC (11) Cl.** **14-01**

(52) **U.S. Cl.**
USPC **D14/205**

(58) **Field of Classification Search**
USPC D14/205, 223, 372; 181/129, 130, 135;
379/430, 431; 381/380, 381, 74, 384,
381/385, 374, 151; 455/90.3, 575.1,
455/569.1
CPC H04R 1/10; H04R 25/00; H04R 1/1066;
H04R 1/1016; H04R 1/02; H04R 1/105;
H04R 1/1041
See application file for complete search history.

D323,167 S * 1/1992 Yamazaki D14/205
D347,434 S * 5/1994 Yamatogi D14/205
D409,197 S * 5/1999 Nakamura D14/205
6,010,216 A * 1/2000 Jesiek H04B 1/385
351/158
6,888,950 B2 * 5/2005 Siskin A61F 11/14
181/129
D557,685 S * 12/2007 Lee D14/205
D575,268 S * 8/2008 Christopher D14/205
D593,067 S * 5/2009 Millora D14/205
D596,617 S * 7/2009 Devlas D14/205
D663,714 S * 7/2012 Kang D14/205
8,275,143 B2 * 9/2012 Johnson H04R 1/1025
381/371
D690,680 S * 10/2013 McManigal D14/205
D703,634 S * 4/2014 Han H04R 1/1016
D14/205
D716,759 S * 11/2014 Ha D14/205
D721,673 S * 1/2015 Park D14/205
8,934,654 B2 * 1/2015 Fullam H04R 1/028
381/381
D726,649 S * 4/2015 Lee D13/103

(Continued)

Primary Examiner — Paula Allen Greene
(74) *Attorney, Agent, or Firm* — Prakash Nama; Global IP Services, PLLC

(57) **CLAIM**

The ornamental design for a neck strap wireless headset, as shown.

DESCRIPTION

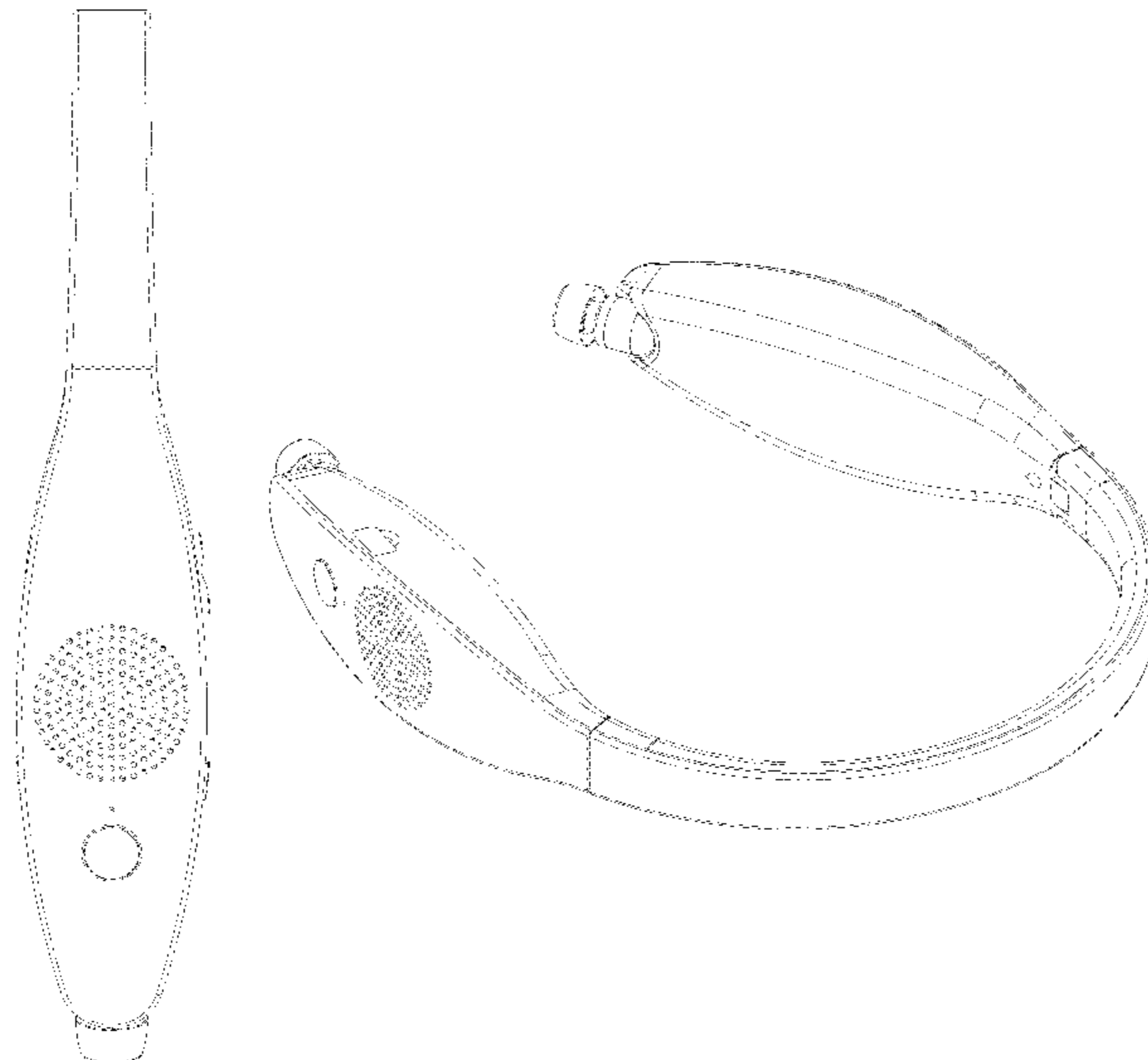
FIG. 1 is a front elevational view of a neck strap wireless headset showing my new design;
FIG. 2 is a rear elevational view thereof;
FIG. 3 is a left side view thereof;
FIG. 4 is a right side view thereof;
FIG. 5 is a top plan view thereof;
FIG. 6 is a bottom plan view thereof;
FIG. 7 is a rear perspective view thereof; and,
FIG. 8 is a front perspective view thereof.

1 Claim, 6 Drawing Sheets

(56) **References Cited**

U.S. PATENT DOCUMENTS

2,891,116 A * 6/1959 Nichols H04R 25/60
381/323
3,863,028 A * 1/1975 Fixler H04R 1/1075
381/19
4,070,553 A * 1/1978 Hass H04M 1/05
381/151
4,084,139 A * 4/1978 Jakobe A45F 5/00
224/201
D268,675 S * 4/1983 Hass D14/192
4,864,646 A * 9/1989 Nesbit H04B 1/088
455/344



(56)

References Cited

U.S. PATENT DOCUMENTS

D731,999 S * 6/2015 Cepass D14/205
 D736,740 S * 8/2015 Hwang D14/205
 D743,933 S * 11/2015 Park D14/205
 D746,790 S * 1/2016 Strasberg D14/205
 D756,958 S * 5/2016 Lee D14/205
 D756,959 S * 5/2016 Lee D14/205
 D759,838 S * 6/2016 Marmier D24/227
 D762,617 S * 8/2016 Park D14/205
 D763,227 S * 8/2016 Lee D14/205
 D763,822 S * 8/2016 Lee D14/205
 D765,055 S * 8/2016 Hsieh D14/205
 D766,210 S * 9/2016 Graylin D14/205
 D766,869 S * 9/2016 Lee D14/205
 9,445,181 B1 * 9/2016 Atwater H04R 1/105
 D768,600 S * 10/2016 Chen D14/205
 D771,011 S * 11/2016 Ott H04R 1/1016
 D771,013 S * 11/2016 Yang D14/205
 D771,588 S * 11/2016 Choe D14/205
 D772,196 S * 11/2016 Choi D14/205
 D772,843 S * 11/2016 Lee D14/205
 D772,845 S * 11/2016 Lim D14/205
 D774,017 S * 12/2016 Ahn D14/205

D776,636 S * 1/2017 Lim D14/205
 D777,136 S * 1/2017 Erbeus D14/205
 D777,137 S * 1/2017 Erbeus D14/205
 D781,815 S * 3/2017 Choi D14/205
 D781,816 S * 3/2017 Choe D14/205
 D781,817 S * 3/2017 Lee D14/205
 D793,357 S * 8/2017 Afshar D14/205
 D793,358 S * 8/2017 Lee D14/205
 D806,053 S * 12/2017 Lee D14/205
 D811,366 S * 2/2018 MacKiewicz D14/205
 2009/0226011 A1 * 9/2009 Abolfathi H04R 25/606
 381/151
 2009/0274335 A1 * 11/2009 Cheung H04R 5/0335
 381/374
 2013/0156250 A1 * 6/2013 Hsu Huang H04R 1/1075
 381/385
 2013/0329903 A1 * 12/2013 Ting H04R 1/105
 381/74
 2015/0264474 A1 * 9/2015 Seo H04R 1/1091
 381/74
 2016/0050487 A1 * 2/2016 Kim H04R 1/323
 381/74
 2017/0070801 A1 * 3/2017 Nguyen H04R 1/105
 2017/0311072 A1 * 10/2017 Seo H04R 1/1041

* cited by examiner

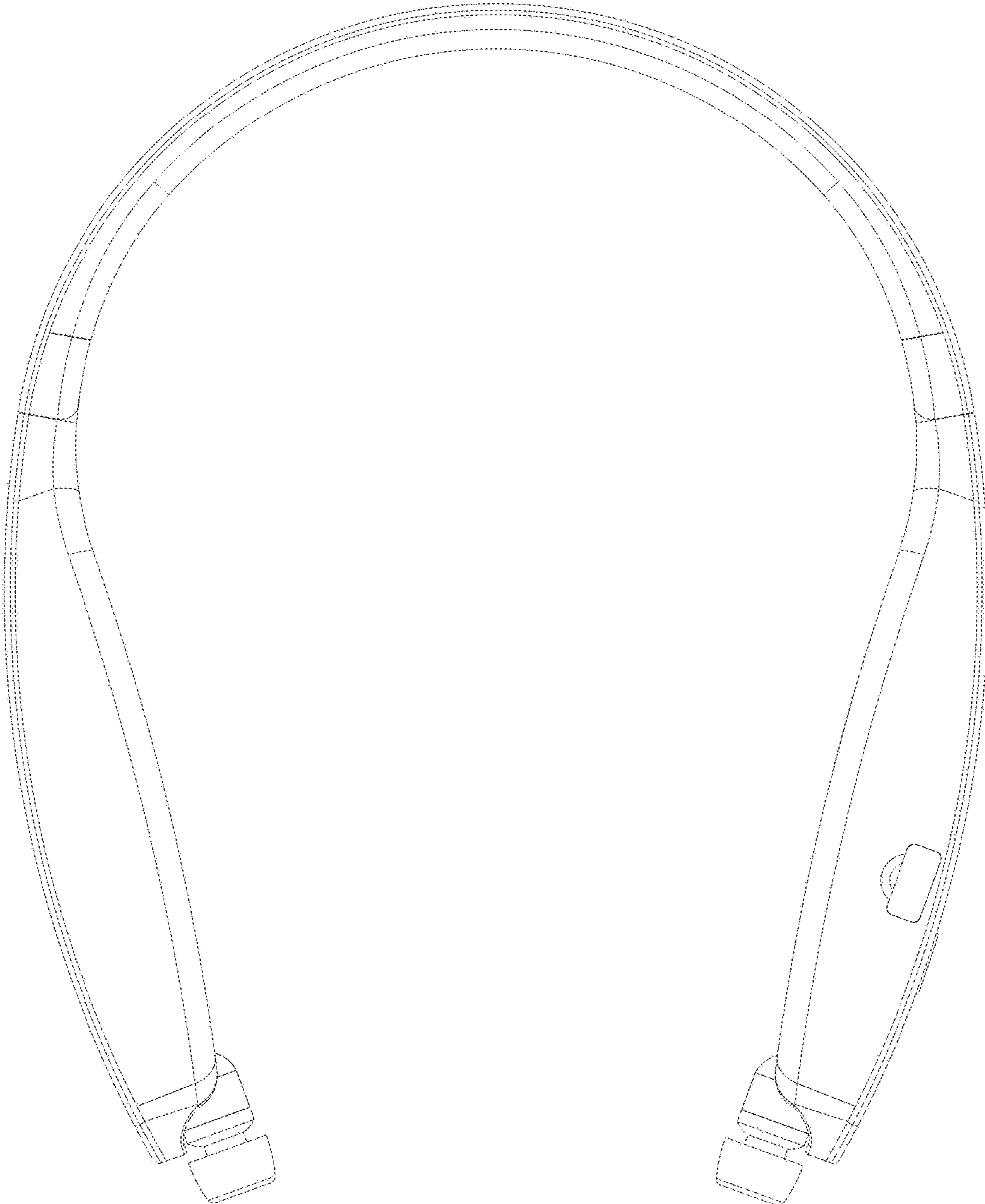


FIG. 1

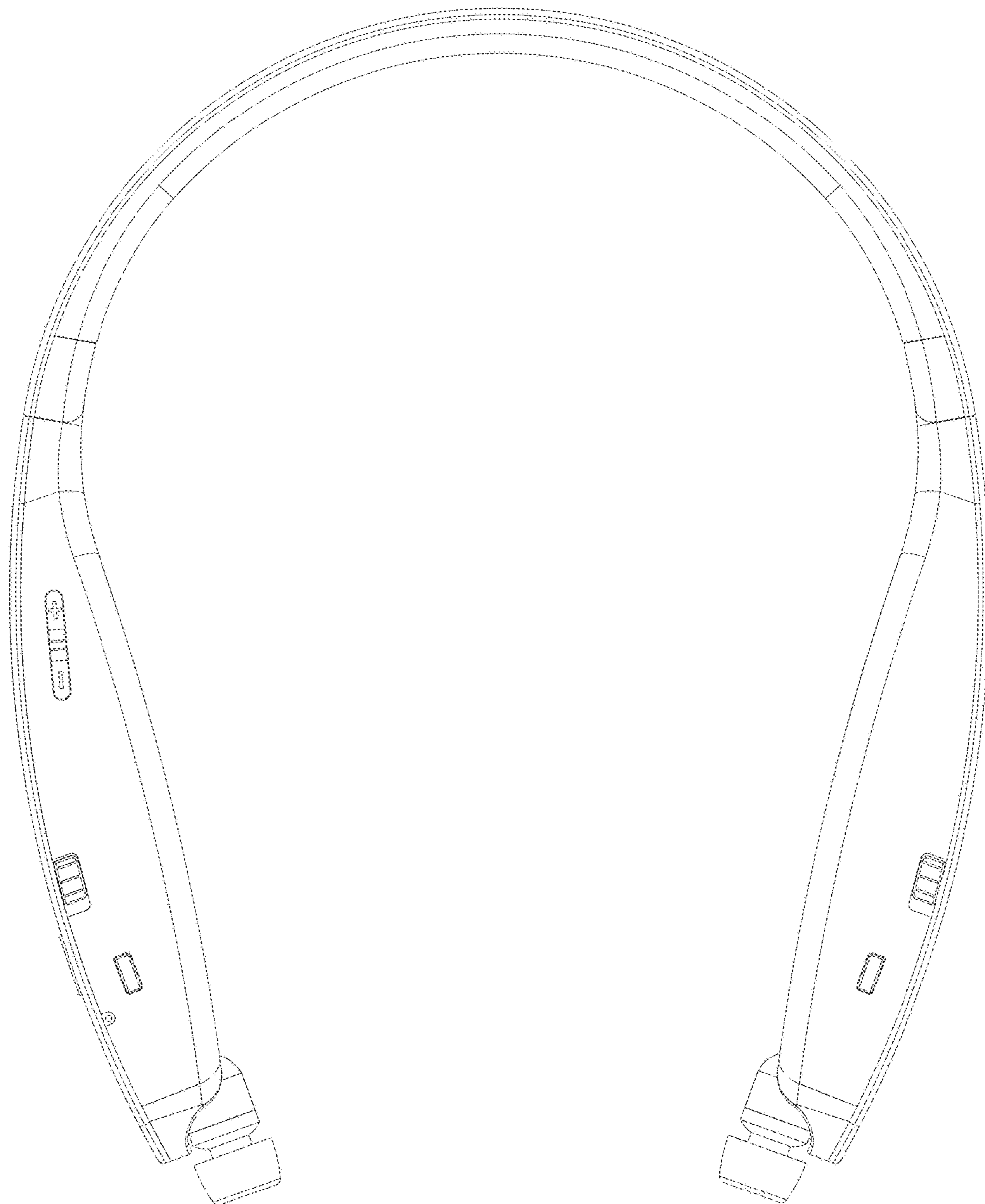


FIG. 2

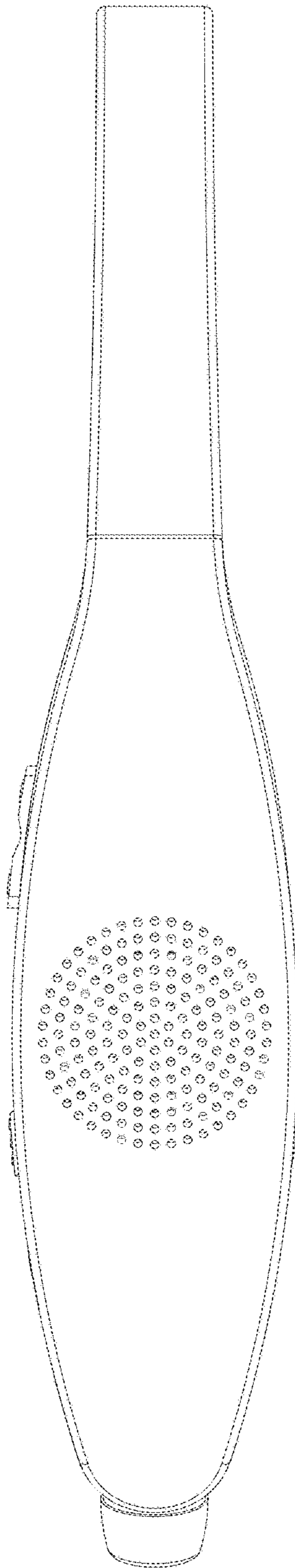


FIG. 3

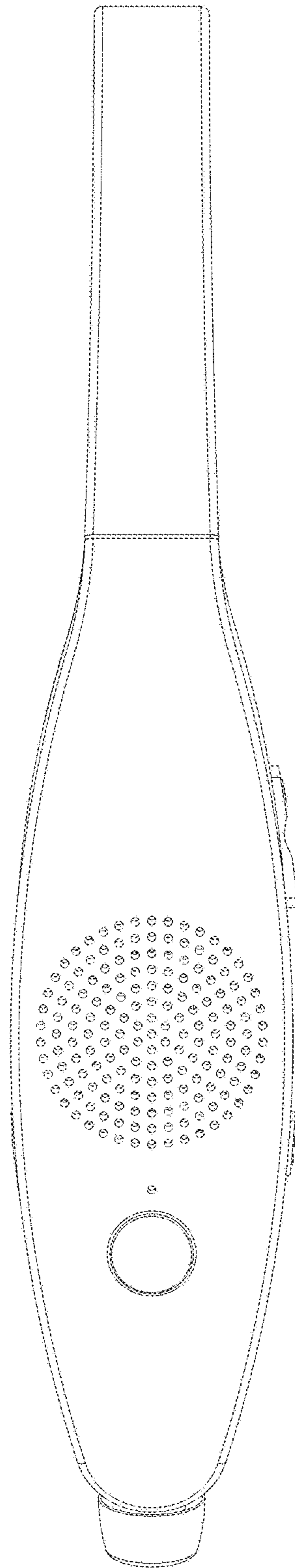


FIG. 4



FIG. 5

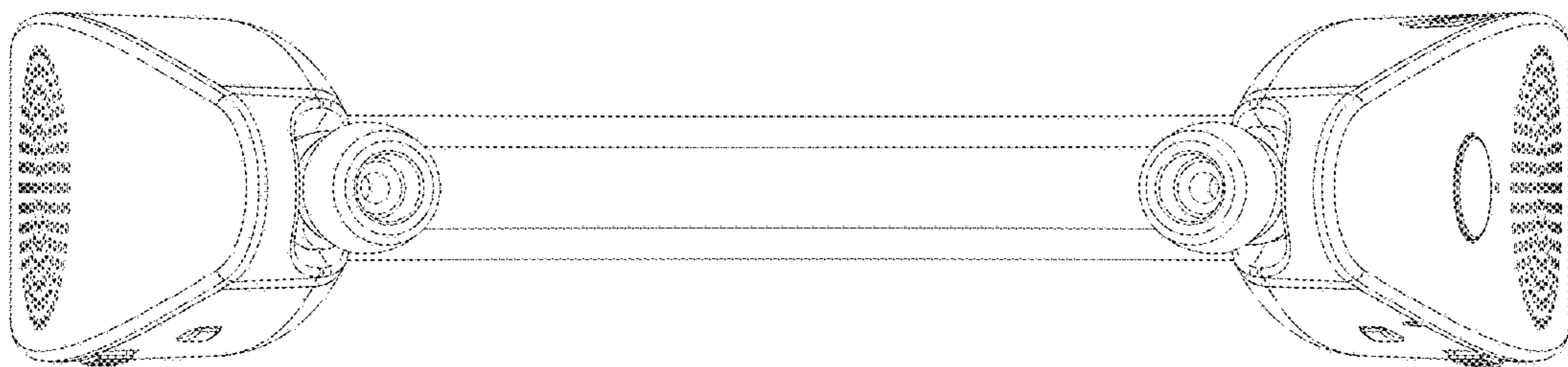


FIG. 6

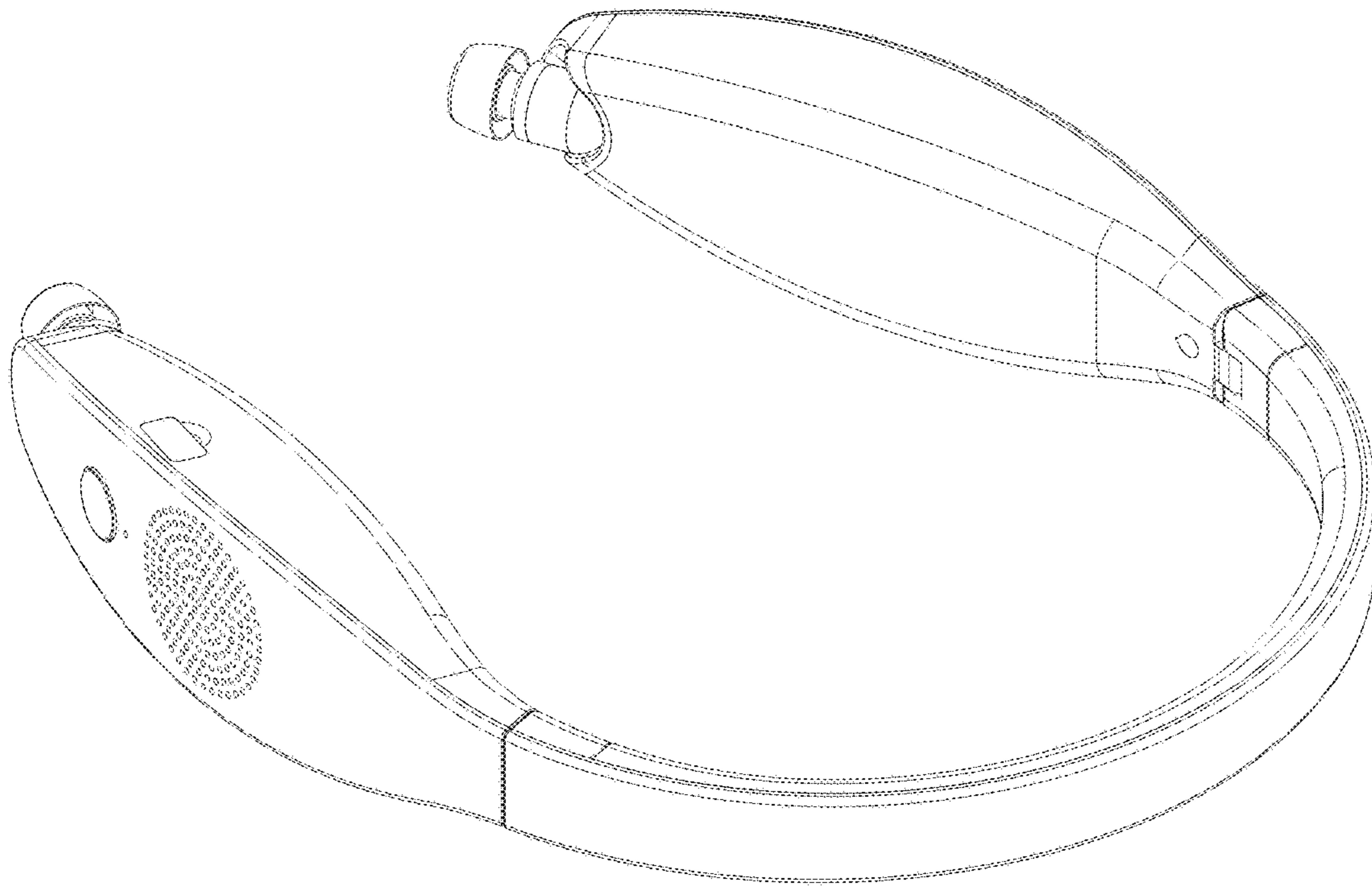


FIG. 7

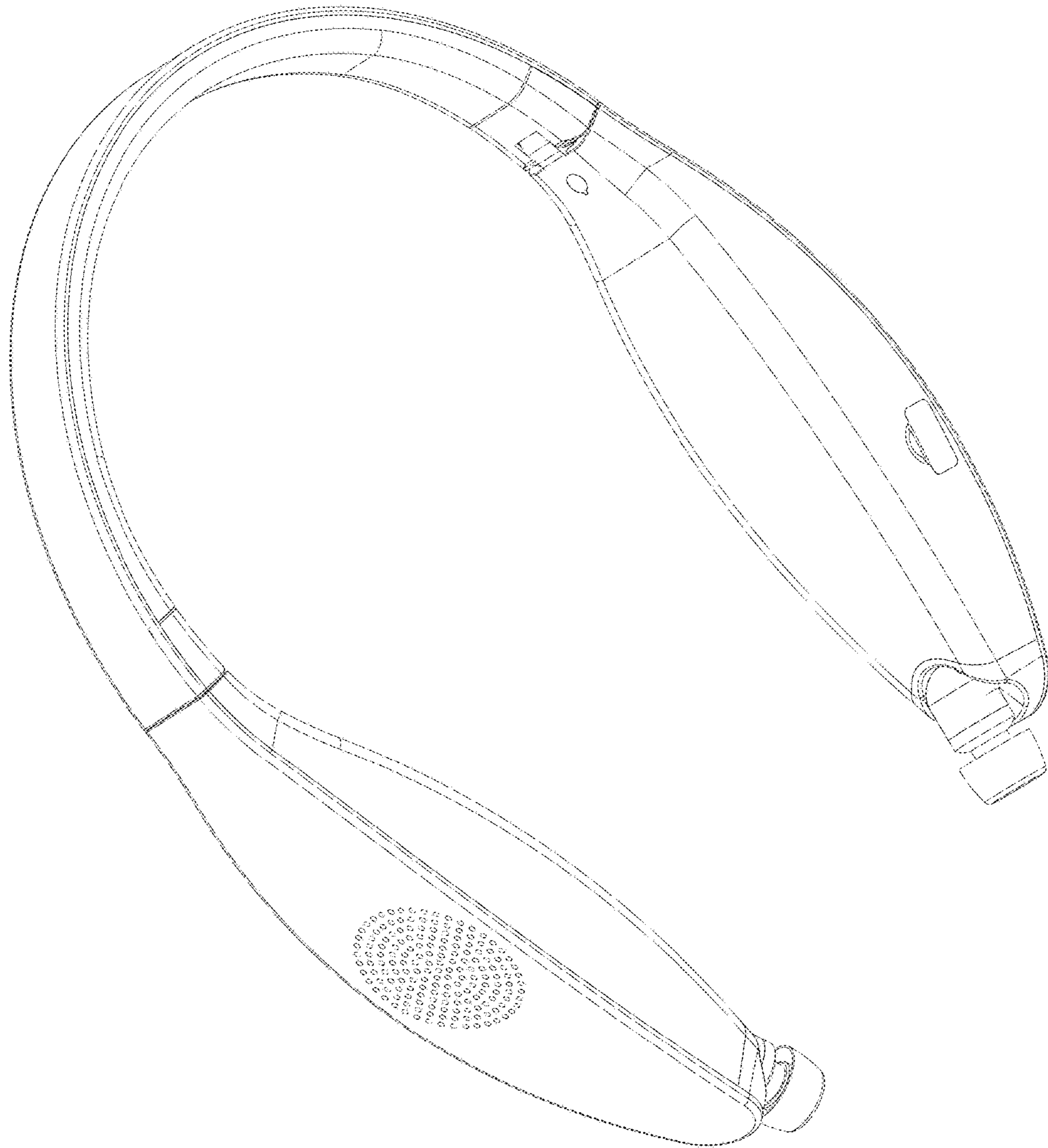


FIG. 8