



US00D854507S

(12) **United States Design Patent** (10) **Patent No.:** **US D854,507 S**
Depape et al. (45) **Date of Patent:** **** *Jul. 23, 2019**

(54) **MOBILE PHONE**

- (71) Applicant: **HMD Global Oy**, Helsinki (FI)
- (72) Inventors: **Kevin Depape**, London (GB); **Jon Lister**, London (GB)
- (73) Assignee: **HMD Global Oy**, Espoo (FI)
- (*) Notice: This patent is subject to a terminal disclaimer.
- (**) Term: **15 Years**
- (21) Appl. No.: **29/598,260**
- (22) Filed: **Mar. 24, 2017**

(30) **Foreign Application Priority Data**

Feb. 2, 2017 (EM) 003736412

(51) **LOC (11) Cl.** **14-03**

(52) **U.S. Cl.**
USPC **D14/138 G**

(58) **Field of Classification Search**
 USPC ... D14/341, 342, 345, 203.7, 350, 347, 496,
 D14/388, 389, 138 AA, 138 AB, 138 AC,
 D14/138 AD, 138 C, 138 R, 138 G, 248;
 D21/329
 CPC G06F 1/1652; G06F 1/1626; G06F 1/1641;
 G06F 1/1647; H04M 1/027; H04M
 1/0202; H04M 1/0279; H04M 1/0235;
 H04M 1/0237; H04M 1/0239; H04M
 1/0266; H04M 1/0295; H04M 1/0268
 See application file for complete search history.

(56) **References Cited**

U.S. PATENT DOCUMENTS

- D496,017 S * 9/2004 Hsu D14/138 AB
- D677,644 S * 3/2013 Park D14/138 G
- D679,269 S * 4/2013 Fahlgren D14/248
- D689,840 S * 9/2013 Lu D14/138 G

(Continued)

OTHER PUBLICATIONS

Nokia 2, Nov. 2017, [online], [site visited Apr. 17, 2018]. Retrieved from url:https://www.gsmarena.com/nokia_2-pictures-8513.php (Year : 2017).*

(Continued)

Primary Examiner — Jeffrey D Asch
Assistant Examiner — Tracey J Bell
(74) *Attorney, Agent, or Firm* — ScienBiziP, P.C.

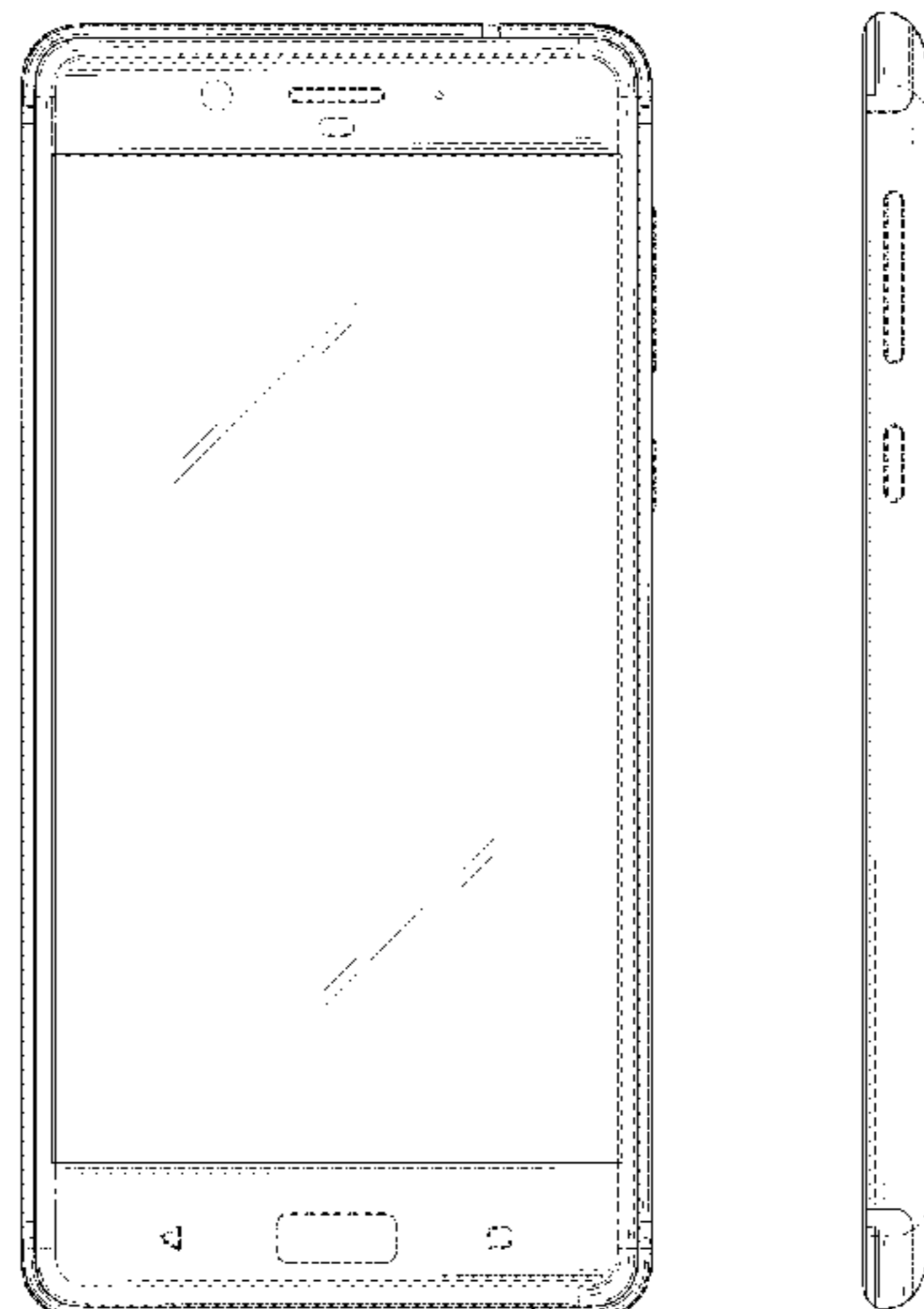
(57) **CLAIM**

The ornamental design for a mobile phone, as shown and described.

DESCRIPTION

FIG. 1 is a front perspective view of a mobile phone, showing our new design;
 FIG. 2 is a rear perspective view of the mobile phone shown in FIG. 1;
 FIG. 3 is a front elevation view of the mobile phone shown in FIG. 1;
 FIG. 4 is a rear elevation view of the mobile phone shown in FIG. 1;
 FIG. 5 is a left side elevation view of the mobile phone shown in FIG. 1;
 FIG. 6 is a right side elevation view of the mobile phone shown in FIG. 1;
 FIG. 7 is a top plan view of the mobile phone shown in FIG. 1; and,
 FIG. 8 is a bottom plan view of the mobile phone shown in FIG. 1.
 The broken lines in FIGS. 1-8 that are immediately adjacent to the areas included in the claim and define unshaded regions represent the bounds of the claim. Broken lines shown within broken line boundaries are directed to environment. The broken lines form no part of the claimed design.

1 Claim, 8 Drawing Sheets



(56)

References Cited

U.S. PATENT DOCUMENTS

D693,324 S * 11/2013 Wang D14/138 G
D710,815 S * 8/2014 Kim D14/138 G
D716,746 S * 11/2014 Du D14/138 G
D716,748 S * 11/2014 Wang D14/138 G
D717,263 S * 11/2014 Wozniak D14/138 G
D720,711 S * 1/2015 Lin D14/138 G
D730,310 S * 5/2015 Hundt D14/138 G
D741,831 S * 10/2015 Kozlovskaya D14/138 G
D743,923 S * 11/2015 Hubbard D14/138 G
D744,450 S * 12/2015 Kim D14/138 G
D752,568 S * 3/2016 Kang D14/248
D795,212 S * 8/2017 Daniel D14/138 G
D800,716 S * 10/2017 Akana D14/341
D801,297 S * 10/2017 Song D14/138 G
D801,947 S * 11/2017 Gordon D14/138 G
D802,571 S * 11/2017 Fan D14/248
D803,209 S * 11/2017 Akana D14/341

D805,051 S * 12/2017 Cho D14/138 G
D806,705 S * 1/2018 Akana D14/341
D807,317 S * 1/2018 Yang D14/138 G
D810,727 S * 2/2018 Song D14/248
D813,214 S * 3/2018 Fan D14/248
D834,553 S * 11/2018 Depape D14/138 G

OTHER PUBLICATIONS

Nokia 5, Jul. 2017, [online], [site visited Apr. 17, 2018]. Retrieved from url:https://www.gsmarena.com/nokia_5-pictures-8571.php (Year : 2017).*

Nokia 6, Jan. 2017, [online], [site visited Apr. 17, 2018]. Retrieved from url:https://www.gsmarena.com/nokia_6-pictures-6885.php (Year : 2017).*

Nokia 8, Oct. 2017, [online], [site visited Apr. 17, 2018]. Retrieved from url:https://www.gsmarena.com/nokia_8-pictures-8522.php (Year : 2017).*

* cited by examiner




FIG. 1

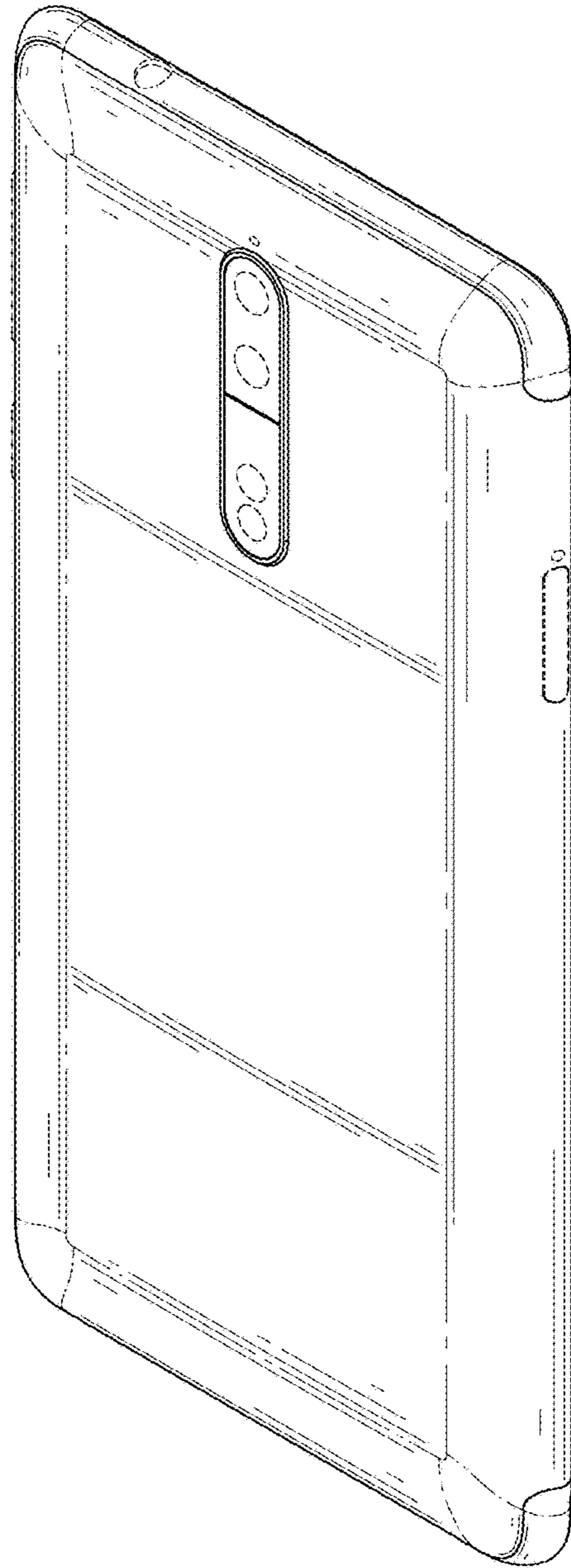


FIG. 2




FIG. 3

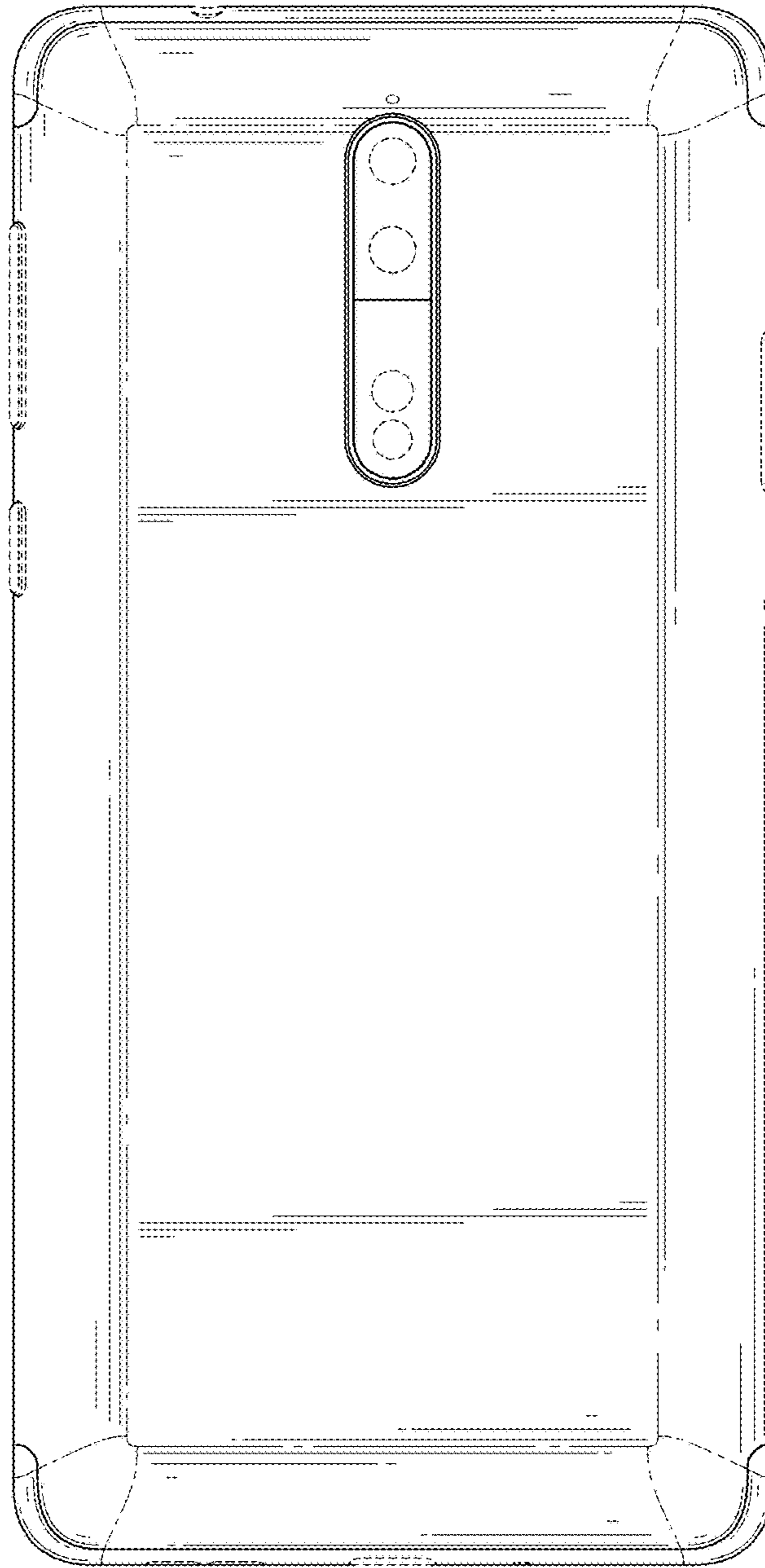


FIG. 4




FIG. 5




FIG. 6

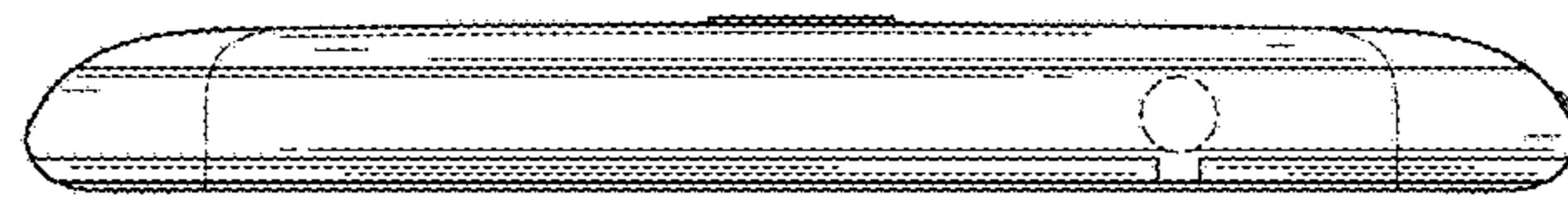


FIG. 7



FIG. 8