



US00D854497S

(12) **United States Design Patent** (10) **Patent No.:** **US D854,497 S**
Lau et al. (45) **Date of Patent:** **** Jul. 23, 2019**

(54) **BATTERY CHARGER**
(71) Applicant: **Delta-Q Technologies Corp.**, Burnaby (CA)

5,034,871 A 7/1991 Okamoto et al.
5,065,278 A 11/1991 Schultz
5,077,486 A 12/1991 Marson et al.
(Continued)

(72) Inventors: **Ngai Eric Lau**, Burnaby (CA);
Jonathan Eric Stroud, Surrey (CA);
James Lennox Fox, Vancouver (CA)

FOREIGN PATENT DOCUMENTS

CA 2 806 870 A1 4/1914
WO 2010/025596 A1 3/2010

(73) Assignee: **DELTA-Q TECHNOLOGIES CORP.**, Burnaby (CA)

OTHER PUBLICATIONS

(**) Term: **15 Years**

Chen et al., "Digital Control for Improved Efficiency and Reduced Harmonic Distortion Over Wide Load Range in Boost PFC Rectifiers," *IEEE Transactions on Power Electronics* 25(10):2683-2692, Oct. 2010.

(21) Appl. No.: **29/586,567**

(Continued)

(22) Filed: **Dec. 5, 2016**

(51) **LOC (11) Cl.** **13-02**

(52) **U.S. Cl.**
USPC **D13/108**

(58) **Field of Classification Search**
USPC D13/107-110, 118-119, 184; D14/251, D14/253, 432, 434

CPC Y02E 60/12; Y02T 90/14; Y02T 90/122; Y02T 90/128; Y02T 90/163; H02J 7/025; H02J 7/0042; H02J 7/0044; H02J 7/0045; H02J 7/0003; H01F 38/14; H01R 13/6675; H01M 2/1022; H01M 2/1055; H01M 10/44; H01M 10/46; H01M 10/425; B60L 11/182

See application file for complete search history.

Primary Examiner — Rosemary K Tarcza

Assistant Examiner — Nathaniel D. Buckner

(74) *Attorney, Agent, or Firm* — Seed IP Law Group LLP

(57) **CLAIM**

The ornamental design for a battery charger, as shown and described.

DESCRIPTION

FIG. 1 is a top right-front isometric view of a battery charger showing our new design.

FIG. 2 is a bottom left-rear isometric view thereof.

FIG. 3 is a top left-rear isometric view thereof.

FIG. 4 is a bottom right-rear isometric view thereof.

FIG. 5 is a top plan view thereof.

FIG. 6 is a bottom plan view thereof.

FIG. 7 is a front elevational view thereof.

FIG. 8 is a rear elevational view thereof.

FIG. 9 is a left side elevational view thereof; and,

FIG. 10 is a right side elevational view thereof.

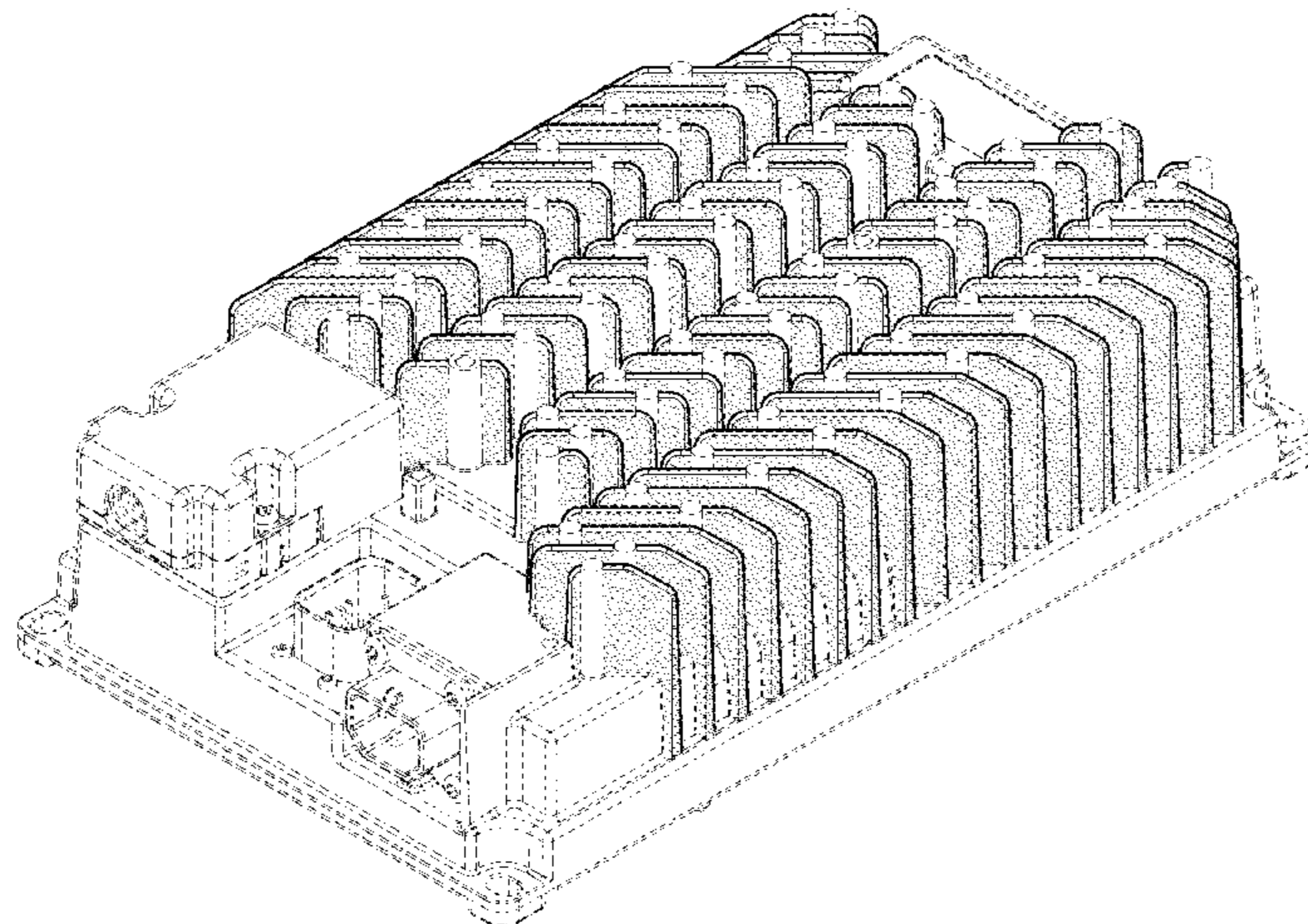
The broken lines in the figures depict portions of the article which form no part of the claimed design.

(56) **References Cited**

U.S. PATENT DOCUMENTS

D203,543 S	1/1966	Coe
3,938,024 A	2/1976	Clarke
4,412,277 A	10/1983	Mitchell
4,559,590 A	12/1985	Davidson
D287,718 S	1/1987	Moeller
D292,914 S	11/1987	Moeller
D305,115 S	12/1989	Kondo et al.
4,885,590 A	12/1989	Hasan
5,001,620 A	3/1991	Smith

1 Claim, 8 Drawing Sheets



(56)

References Cited

U.S. PATENT DOCUMENTS

D328,057 S 7/1992 Prager et al.
 D336,074 S 6/1993 Friend et al.
 D338,653 S 8/1993 Morgan et al.
 D348,869 S 7/1994 Egger et al.
 D351,134 S 10/1994 Hunziker
 5,355,300 A 10/1994 Zinn
 D358,753 S 5/1995 Yoshida et al.
 D360,186 S 7/1995 Netz et al.
 5,490,057 A 2/1996 Vinciarelli et al.
 5,602,492 A 2/1997 Cresswell et al.
 D378,915 S 4/1997 Widmayer et al.
 D379,088 S 5/1997 Hopper
 D379,799 S 6/1997 Widmayer et al.
 D381,011 S 7/1997 Widmayer et al.
 D388,399 S 12/1997 Widmayer et al.
 D398,589 S * 9/1998 Dodson D13/179
 D401,216 S 11/1998 Person et al.
 D409,138 S 5/1999 Gammenthaler
 D409,139 S 5/1999 Cornell et al.
 D410,652 S 6/1999 Jones et al.
 D416,873 S 11/1999 Korsunsky et al.
 D427,146 S 6/2000 Wei
 D427,147 S 6/2000 Wei
 6,076,594 A * 6/2000 Kuo F28F 3/02
 165/185
 D449,587 S * 10/2001 Cronin D13/179
 D449,817 S 10/2001 Takeuchi et al.
 6,307,747 B1 10/2001 Farnsworth et al.
 6,320,772 B1 11/2001 Doyama et al.
 D458,228 S 6/2002 Jacobson
 6,462,966 B1 10/2002 Leung et al.
 6,650,559 B1 11/2003 Okamoto et al.
 6,671,172 B2 12/2003 Carter et al.
 D489,682 S 5/2004 Guillaume
 6,736,195 B2 5/2004 Busch et al.
 6,809,678 B2 10/2004 Vera et al.
 6,841,979 B2 1/2005 Berson et al.
 6,847,195 B2 1/2005 Chen
 6,862,201 B2 3/2005 Hodge, Jr.
 D505,915 S 6/2005 Hussaini et al.
 D507,528 S 7/2005 Feldman et al.
 D510,320 S 10/2005 Tuomola et al.
 7,116,090 B1 10/2006 Yang et al.
 7,198,094 B2 4/2007 Barsun et al.
 D541,743 S 5/2007 Virolainen et al.
 D541,744 S 5/2007 Virolainen et al.
 D541,745 S 5/2007 Virolainen et al.
 D546,282 S 7/2007 Wardenburg
 D551,621 S 9/2007 Iacovelli et al.
 D559,778 S 1/2008 Tsuzuki et al.
 D562,765 S 2/2008 Tsuzuki et al.
 7,365,987 B2 4/2008 Jeong
 D568,841 S 5/2008 Fischer et al.
 D571,314 S 6/2008 Horng
 7,535,716 B2 5/2009 Fischer et al.
 D593,512 S 6/2009 Lin
 7,616,455 B2 11/2009 Cameron et al.
 D606,017 S 12/2009 Charlson et al.
 D621,812 S 8/2010 Wayman
 D638,376 S 5/2011 Herrmann et al.
 7,983,043 B2 7/2011 Xu et al.
 D651,200 S 12/2011 Sugime et al.
 D652,156 S 1/2012 Li et al.
 D661,008 S * 5/2012 Yuan D26/74
 D662,880 S 7/2012 Scott et al.
 D664,544 S 7/2012 Yi et al.
 D667,789 S 9/2012 O'Neil
 D672,730 S * 12/2012 Lin D13/179
 D675,622 S 2/2013 Petrick et al.
 D677,621 S 3/2013 Beroukas et al.
 D678,852 S 3/2013 Marshall
 D682,207 S 5/2013 Nakahira et al.
 D684,130 S 6/2013 Vincent et al.
 D691,558 S 10/2013 Helosvouri et al.
 8,546,974 B2 10/2013 Foxall et al.

8,552,695 B2 10/2013 Stracquadaini
 8,598,737 B2 12/2013 Foxall et al.
 D698,481 S 1/2014 Wasserman et al.
 D702,376 S 4/2014 Su
 D703,132 S 4/2014 Pearson et al.
 D705,728 S 5/2014 Choi
 D706,216 S 6/2014 Perin
 8,803,489 B2 8/2014 Li et al.
 D713,336 S 9/2014 Perin
 8,861,238 B2 10/2014 Huang et al.
 8,937,469 B2 1/2015 Clark et al.
 D722,958 S 2/2015 Kotaniemi et al.
 D726,141 S * 4/2015 Wilson D14/188
 D730,333 S * 5/2015 Matsumoto D14/240
 9,028,096 B2 * 5/2015 Verdes F21V 29/004
 362/238
 D734,250 S 7/2015 Rennick
 D739,347 S 9/2015 Huang et al.
 D751,241 S 3/2016 Aldape
 D751,751 S 3/2016 Lockart et al.
 D755,740 S 5/2016 Chen et al.
 D761,472 S * 7/2016 Zhu D26/63
 D761,729 S 7/2016 Leong
 D767,815 S 9/2016 Lee
 D768,585 S 10/2016 Moore et al.
 D770,975 S 11/2016 Nada et al.
 D793,350 S * 8/2017 Kenchappa D13/179
 D796,431 S * 9/2017 Lau D13/107
 D804,434 S 12/2017 Lu et al.
 D805,473 S 12/2017 Montgomery et al.
 D805,486 S 12/2017 Hochman et al.
 D806,647 S * 1/2018 Lau D13/107
 2002/0149951 A1 10/2002 Leung et al.
 2004/0240182 A1 12/2004 Shah
 2005/0061480 A1 3/2005 Carter et al.
 2005/0105311 A1 5/2005 Soldano
 2007/0014089 A1 1/2007 Huang
 2007/0131387 A1 * 6/2007 Kawabata F28D 15/0233
 165/80.3
 2007/0133233 A1 6/2007 Cameron et al.
 2008/0002444 A1 1/2008 Shekhawat et al.
 2008/0295993 A1 12/2008 Chen et al.
 2010/0110593 A1 5/2010 Kim et al.
 2010/0165683 A1 7/2010 Sugawara
 2010/0259240 A1 10/2010 Cuk
 2011/0110127 A1 5/2011 Lee
 2011/0211377 A1 9/2011 Uno
 2011/0286216 A1 11/2011 Araman
 2011/0292703 A1 12/2011 Cuk
 2012/0069615 A1 3/2012 Tomioka
 2012/0249102 A1 10/2012 Cuk
 2012/0256606 A1 10/2012 van den Broeke
 2013/0051102 A1 2/2013 Huang et al.
 2013/0235631 A1 9/2013 Pahlevaninezhad et al.
 2014/0056045 A1 2/2014 Yan et al.
 2014/0097808 A1 4/2014 Clark et al.
 2014/0268952 A1 9/2014 Tong
 2015/0171734 A1 6/2015 Yu et al.
 2015/0263605 A1 9/2015 Alam
 2016/0056730 A1 2/2016 Yan et al.
 2016/0099660 A1 4/2016 Khaligh et al.

OTHER PUBLICATIONS

Clark, "Digital Control Techniques for Power Quality Improvements in Power Factor Correction Applications," Master's Thesis, University of British Columbia, Jul. 2012, 114 pages.
 De Gussemé et al., "Digitally Controlled Boost Power-Factor-Correction Converts Operating in Both Continuous and Discontinuous Conduction Mode," *IEEE Transactions on Industrial Electronics* 52(1):88-97, Feb. 2005.
 De Gussemé et al., "Input-Current Distortion of CCM Boost PFC Converts Operated in DCM," *IEEE Transactions on Industrial Electronics* 54(2):858-865, Apr. 2007.
 De Gussemé et al., "Sample Correction for Digitally Controlled Boost PFC Converters Operating in both CCM and DCM," *Eigh-*

(56)

References Cited

OTHER PUBLICATIONS

teenth Annual IEEE Applied Power Electronics Conference and Exposition 1:389-395, Feb. 9-13, 2003.

de Souza et al., "A New ZVS-PWM Unity Power Factor Rectifier with Reduced Conduction Losses," *IEEE Transactions on Power Electronics* 10(6):746-752, Nov. 1995.

de Souza et al., "High Power Factor Rectifier with Reduced Conduction and Commutation Losses," 21st International Telecommunication Energy Conference, Copenhagen, Jun. 6-9, 1999, 5 pages.

Dixon, "Average Current Mode Control of Switching Power Supplies," Unitrode Application Note U-140, pp. 3-356-3-369, 1990. (14 pages).

Dixon, "Average Current Mode Control of Switching Power Supplies—Topic 5," Unitrode Corporation, pp. 5-1-5-14, 2001. (16 pages).

Erickson et al., *Fundamentals of Power Electronics*, Second Edition, Kluwer Academic Publishers, Secaucus, NJ, 2001, 12 pages, Table of Contents.

Fairchild Semiconductor, "FAN7930: Critical Conduction Mode PFC Controller," Apr. 2010, 22 pages.

Huber et al., "Performance Evaluation of Bridgeless PFC Boost Rectifiers," *IEEE Transactions on Power Electronics* 23(3):1381-1390, May 2008.

Hwang et al., "Seamless Boost Converter Control in Critical Boundary Condition for Fuel Cell Power Conditioning System," IEEE Energy Conversion Congress and Exposition, Sep. 17-22, 2011, pp. 3641-3648.

Hwang et al., "Seamless Boost Converter Control Under the Critical Boundary Condition for a Fuel Cell Power Conditioning System," *IEEE Transactions on Power Electronics* 27(8):3616-3626, Aug. 2012.

Lau et al., "Battery Charger," U.S. Appl. No. 29/530,060, filed Jun. 12, 2015, 18 pages.

Lau et al., "Battery Charger," U.S. Appl. No. 29/535,892, filed Aug. 11, 2015, 22 pages.

Lau et al., "Battery Charger," U.S. Appl. No. 29/565,135, filed May 18, 2016, 26 pages.

Liou et al., "Design and Implementation of a Boost Power Factor Correction Stage Operated in Mixed-Condition Mode," International Conference of Electric Information and Control Engineering (ICEICE), Apr. 15-17, 2011, pp. 2069-2072.

Maksimović et al., "Impact of Digital Control in Power Electronics," *Proceedings of 2004 International Symposium on Power Semiconductor Devices & ICs, Kitakyushu*, pp. 13-22, 2004.

Martinez et al., "A High-Performance Single-Phase Rectifier with Input Power Factor Correction," *IEEE Transactions on Power Electronics* 11(2):311-317, Mar. 1996.

Marvi et al., "A Fully ZVS Critical Conduction Mode Boost PFC," *IEEE Transactions on Power Electronics* 27(4):1958-1965, Apr. 2012.

Moon et al., "Accurate Mode Boundary Detection in Digitally Controlled Boost Power Factor Correction Rectifiers," IEEE Energy Conversion Congress and Exposition (ECCE), Sep. 12-16, 2010, pp. 1212-1217.

Moon et al., "Autotuning of Digitally Controlled Boost Power Factor Correction Rectifiers," *IEEE Transactions on Power Electronics* 26(10):3006-3018, Oct. 2011.

Musavi et al., "A Phase-Shifted Gating Technique With Simplified Current Sensing for the Semi-Bridgeless AC-DC Converter," *IEEE Transactions on Vehicular Technology* 62(4):1568-1576, May 2013.

Roggia et al., "Digital Control System Applied to a PFC Boost Converter Operating in Mixed Conduction Mode," Brazilian Power Electronics Conference (COBEP), Sep. 2-Oct. 1, 2009, pp. 698-704.

Salmon, "Circuit topologies for pwm boost rectifiers operated from 1-phase and 3-phase ac supplies and using either single or split dc rail voltage outputs," 10th Annual Applied Power Electronics Conference and Exposition, Dallas, TX, Mar. 5-9, 1995, vol. 1, pp. 473-479.

Salmon, "Circuit Topologies for Single-Phase Voltage-Doubler Boost Rectifiers," *IEEE Transactions on Power Electronics* 8(4):521-529, Oct. 1993.

Sebastián et al., "The Determination of the Boundaries Between Continuous and Discontinuous Conduction Modes in PWM DC-to-DC Converters Used as Power Factor Preregulators," *IEEE Transactions on Power Electronics* 10(5):574-582, Sep. 1995.

Su et al., "An Interleaved Totem-Pole Boost Bridgeless Rectifier With Reduced Reverse-Recovery Problems for Power Factor Correction," *IEEE Transactions on Power Electronics* 25(6):1406-1415, Jun. 2010.

Tollik et al., "Comparative Analysis of 1-Phase Active Power Factor Correction Topologies," 14th International Telecommunications Energy Conference, Washington, DC, Oct. 4-8, 1992, pp. 517-523.

Tsai et al., "A Family of Zero-Voltage-Transition Bridgeless Power-Factor-Correction Circuits With a Zero-Current-Switching Auxiliary Switch," *IEEE Transactions on Industrial Electronics* 58(5):1848-1855, May 2011.

Van de Sype et al., "Duty-Ratio Feedforward for Digitally Controlled Boost PFC Converters," *IEEE Transactions on Industrial Electronics* 52(1):108-115, Feb. 2005.

Wang, "A New Single-Phase ZCS-PWM Boost Rectifier With High Power Factor and Low Conduction Losses," *IEEE Transactions on Industrial Electronics* 53(2):500-510, Apr. 2006.

Delta-Q Technologies Corp., "Delta-Q Technologies Introduces New Lithium-Specific Battery Charger at ProMAT 2017," published Mar. 27, 2017, retrieved from <http://www.prnewswire.com/news-releases/delta-q-technologies-introduces-new-lithium-specific-battery-charger-at-promat-2017-617167523.htm> on Jun. 1, 2017, 3 pages.

* cited by examiner

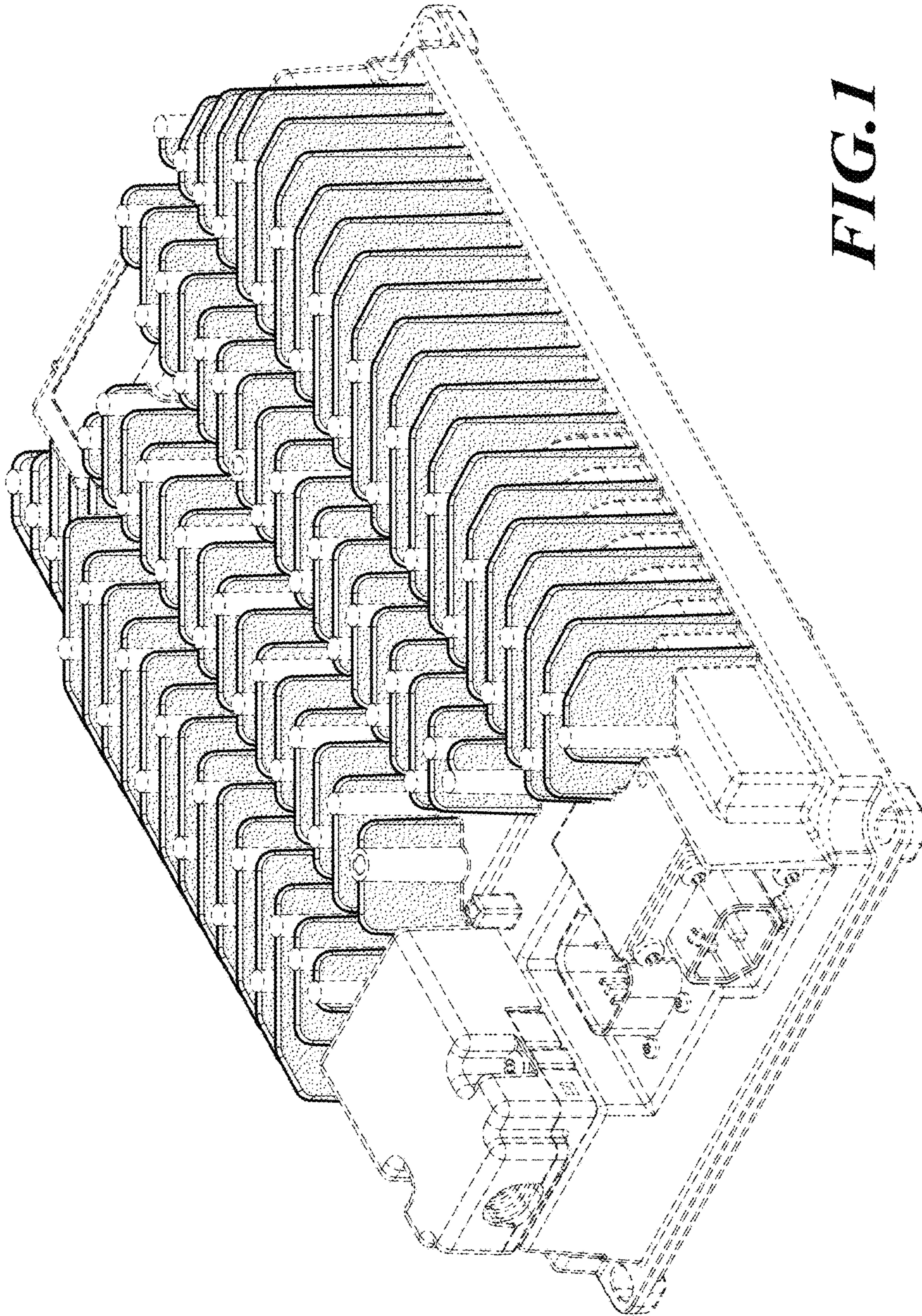


FIG. 1

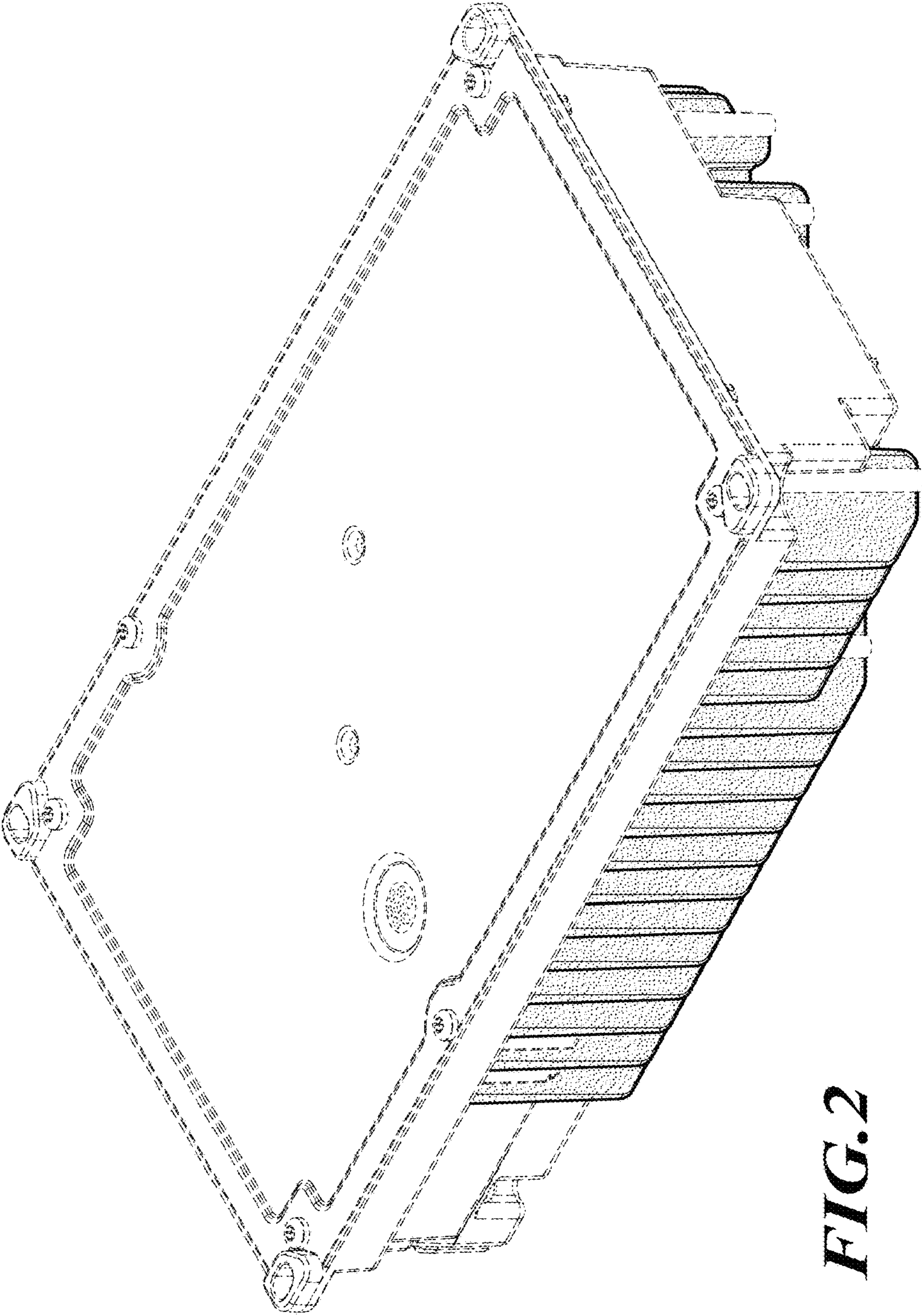


FIG. 2

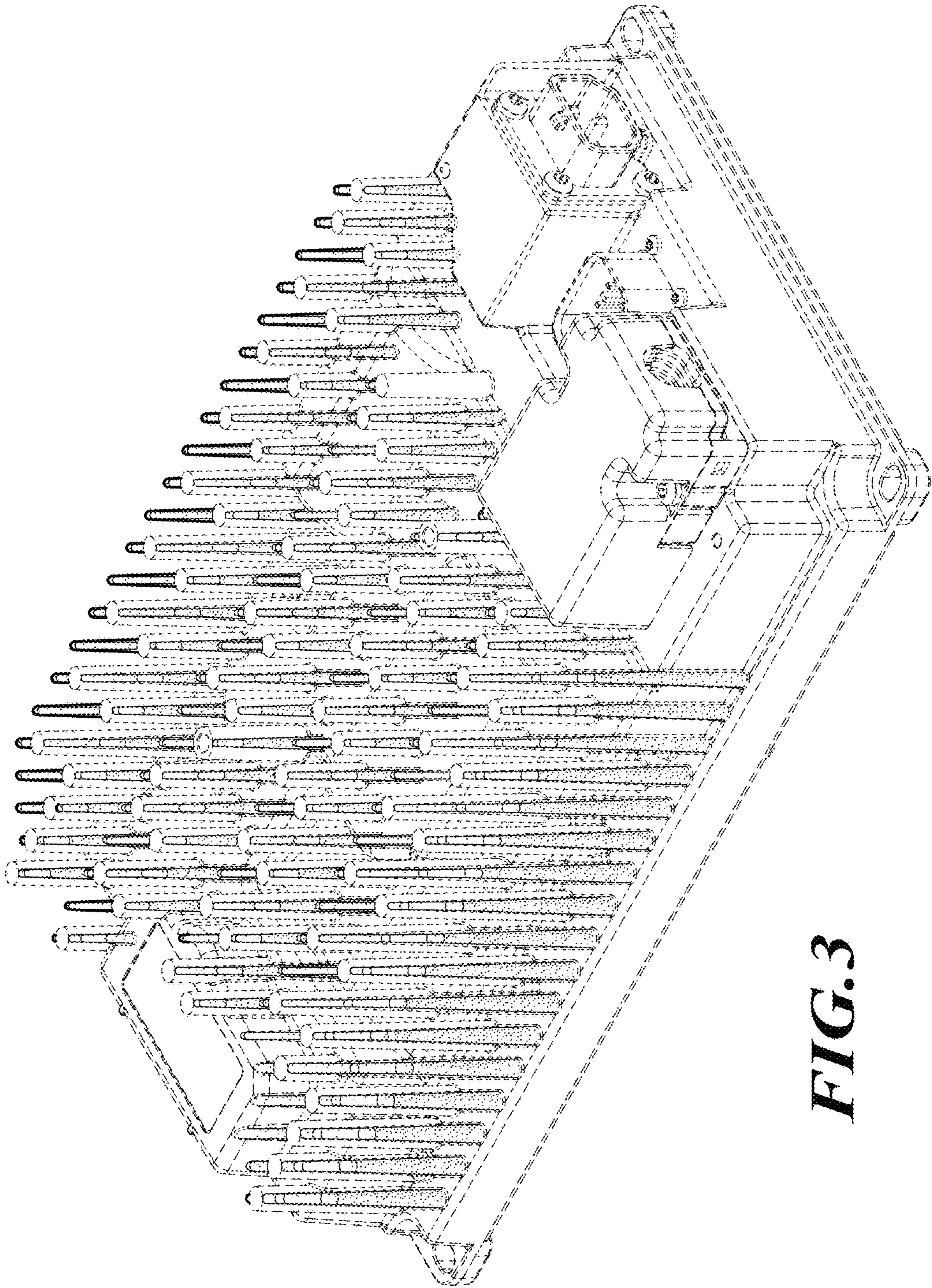


FIG. 3

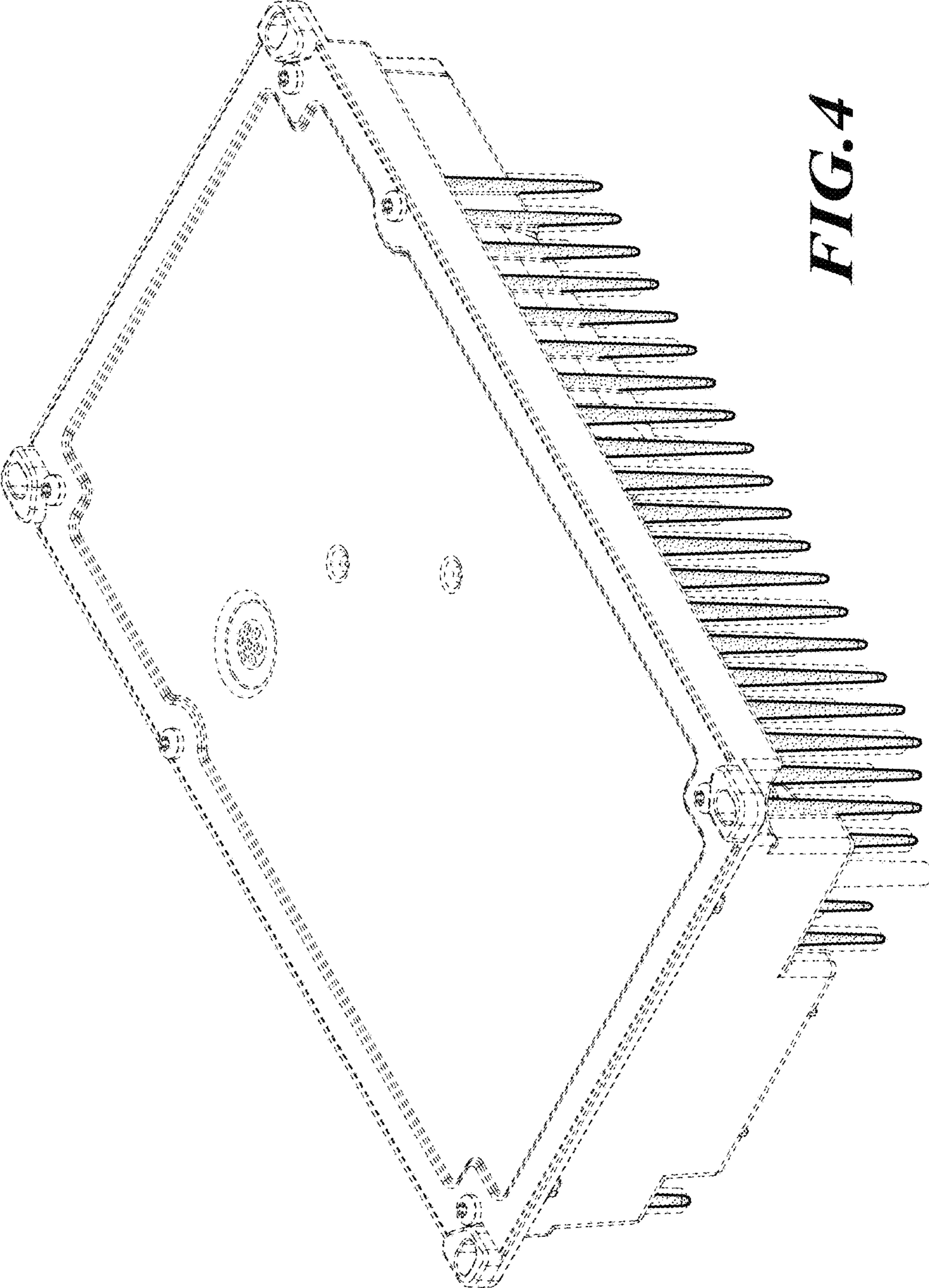


FIG. 4

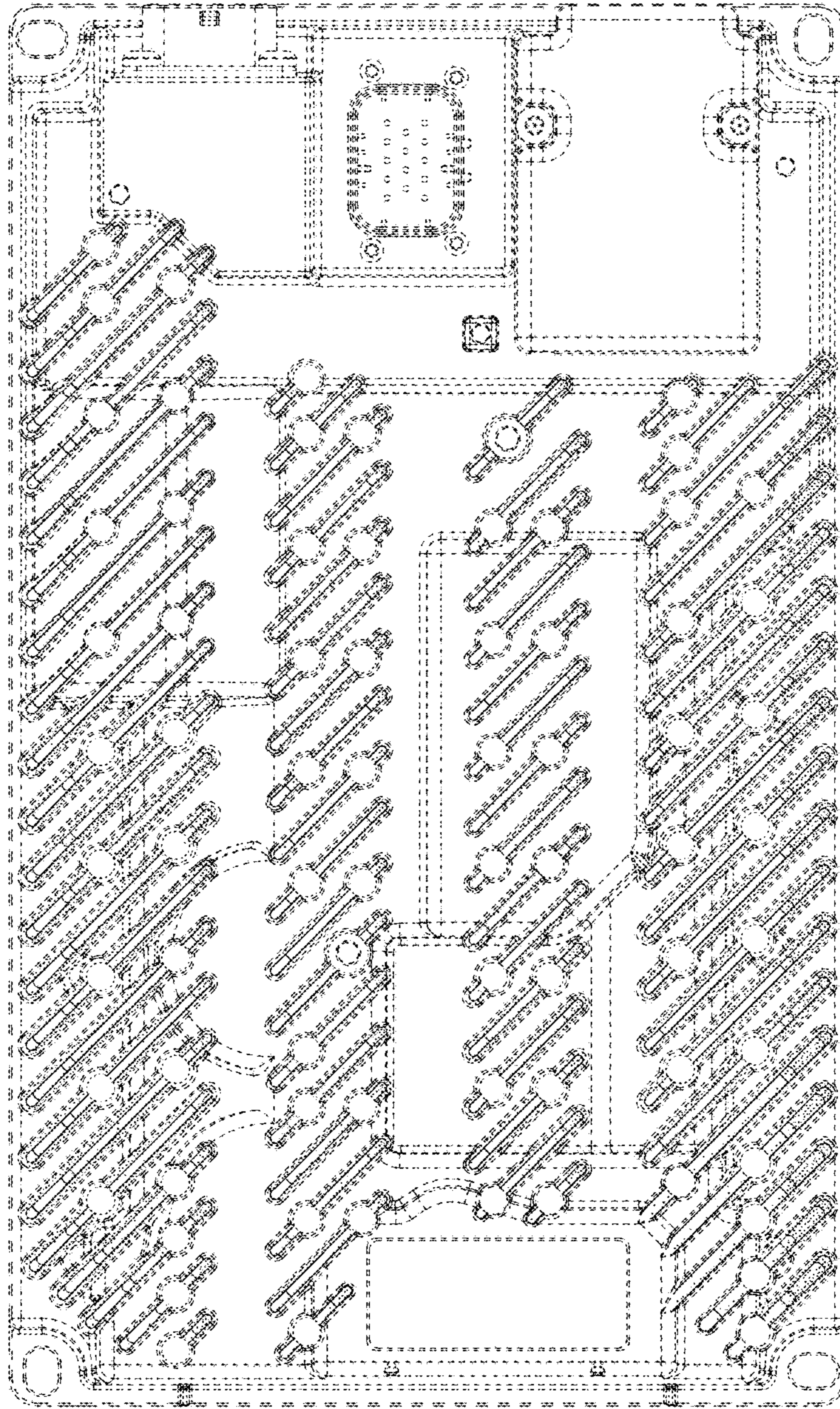


FIG. 5

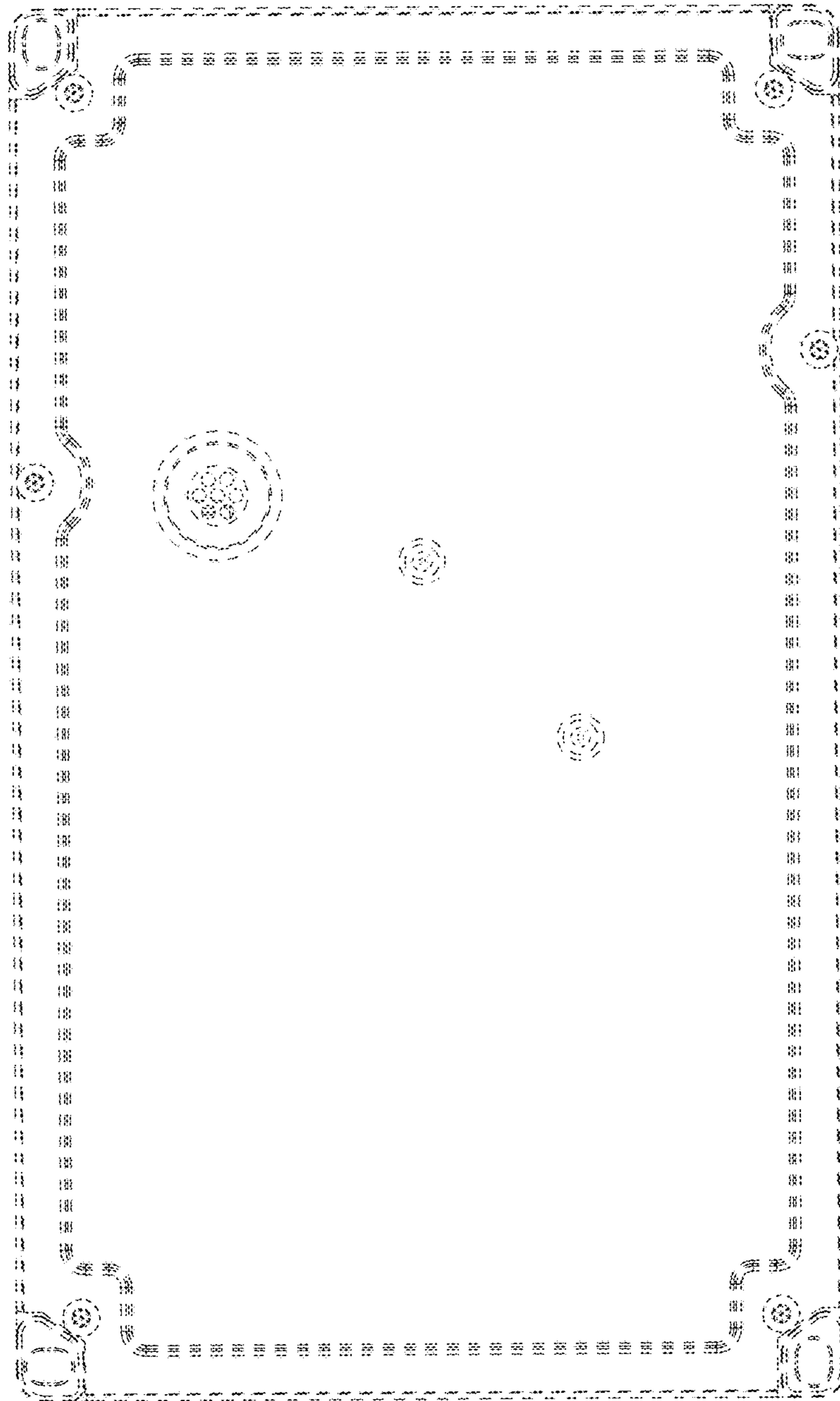


FIG. 6

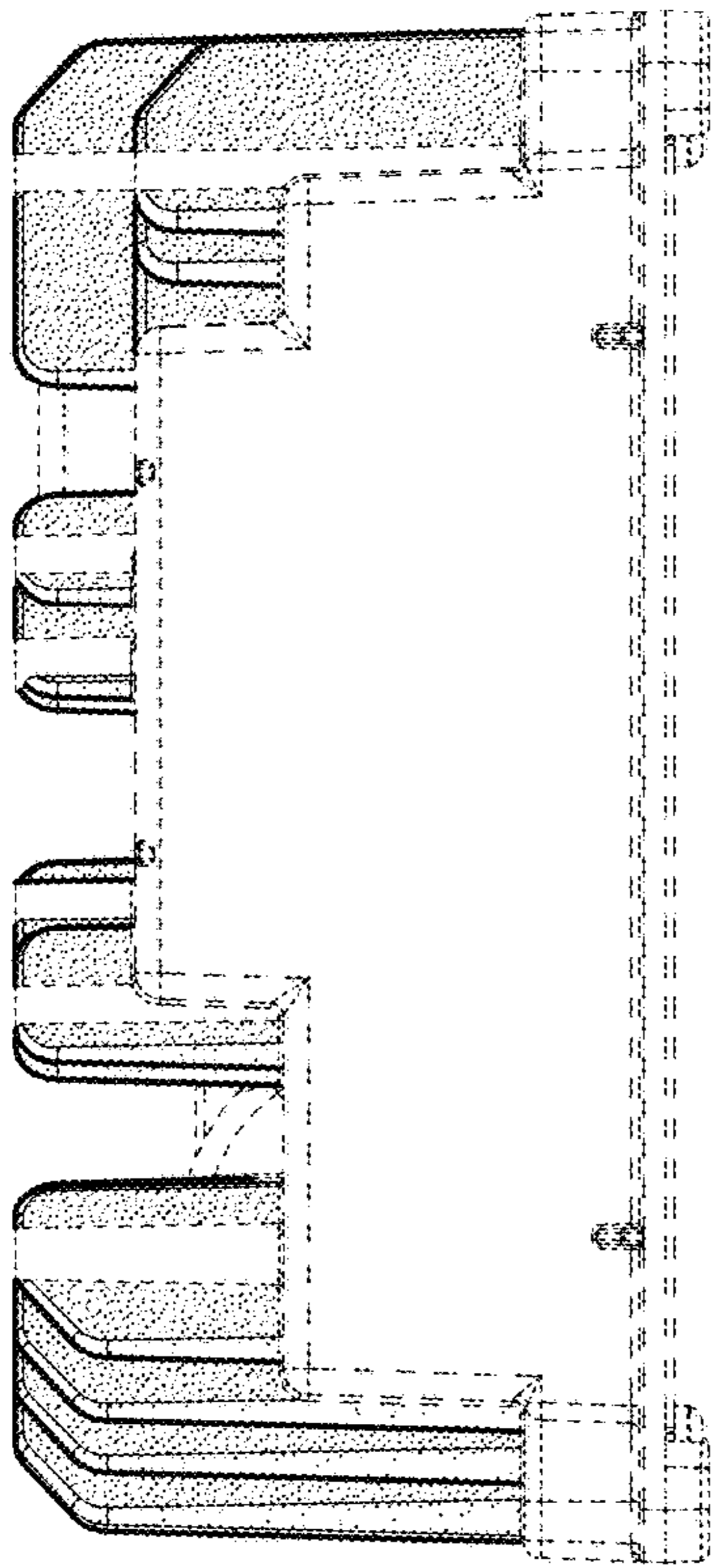


FIG. 7

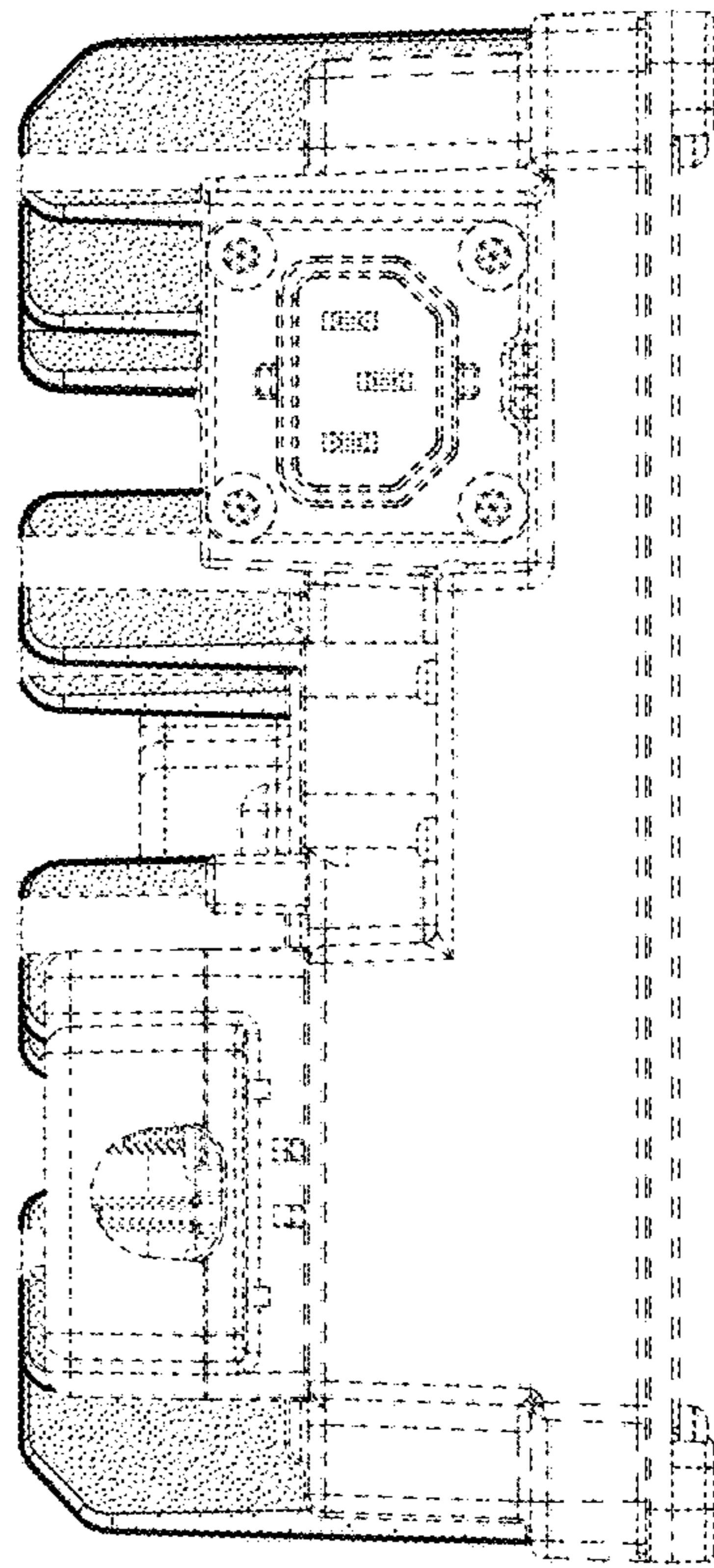


FIG. 8

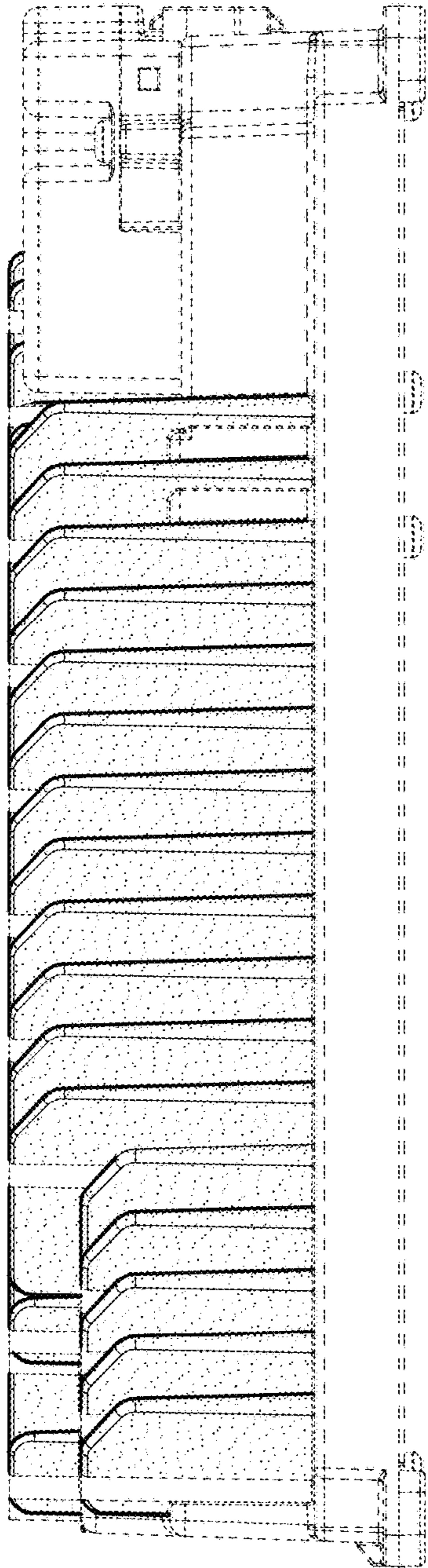


FIG. 9

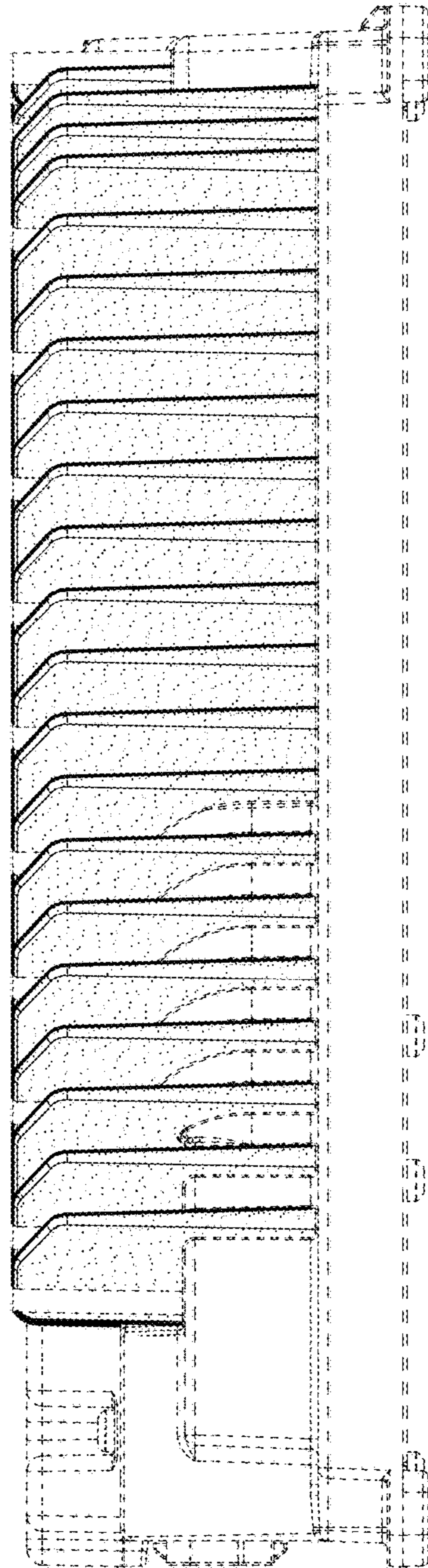


FIG. 10