



US00D854493S

(12) **United States Design Patent** (10) **Patent No.:** **US D854,493 S**
Kristen (45) **Date of Patent:** **** Jul. 23, 2019**

(54) **TIRE**
(71) Applicant: **CONTINENTAL REIFEN DEUTSCHLAND GMBH**, Hannover (DE)
(72) Inventor: **Florian Kristen**, Hannover (DE)
(73) Assignee: **Continental Reifen Deutschland GmbH**, Hannover (DE)
(**) Term: **15 Years**
(21) Appl. No.: **29/644,535**

D267,086 S *	11/1982	Hammond	D12/579
D273,777 S *	5/1984	Igarashi	D12/579
D278,224 S *	4/1985	Nakamura	D12/579
D313,778 S *	1/1991	Kobayashi	D12/579
D388,036 S *	12/1997	Labbe	D12/580
D397,970 S *	9/1998	Le	D12/580
D409,955 S *	5/1999	de Barsy	D12/579
D447,447 S *	9/2001	Guspodin	D12/579
D456,341 S *	4/2002	Warchol	D12/577
D457,128 S *	5/2002	Robert	D12/579
D500,285 S *	12/2004	Ikeda	D12/579
D512,370 S *	12/2005	Pang	D12/579
D595,641 S *	7/2009	Carter	D12/579
D648,261 S *	11/2011	Rayman	D12/579
D661,639 S *	6/2012	Carter	D12/579
D662,464 S *	6/2012	Dixon	D12/579

* cited by examiner

(22) Filed: **Apr. 18, 2018**
(30) **Foreign Application Priority Data**

Dec. 13, 2017 (WO) 5708701

(51) **LOC (11) Cl.** **12-15**

(52) **U.S. Cl.**
USPC **D12/579**

(58) **Field of Classification Search**
USPC D12/568-603
CPC B60C 2011/0341; B60C 2011/0344; B60C 2011/0348
See application file for complete search history.

(56) **References Cited**
U.S. PATENT DOCUMENTS

D157,953 S *	4/1950	Hawkinson	152/902
D261,495 S *	10/1981	Yurkovich	D12/579

Primary Examiner — George D. Kirschbaum
Assistant Examiner — Joseph J Kukella
(74) *Attorney, Agent, or Firm* — Laurence A. Greenberg; Werner H. Stemer; Ralph E. Locher


(57) **CLAIM**

The ornamental design for a tire, as shown and described.

DESCRIPTION

FIG. 1 is a front perspective view of the tire showing my new invention;
FIG. 2 is a front elevation view thereof;
FIG. 3 is a enlarged partial front elevation view thereof;
FIG. 4 is a left side elevation view thereof; and,
FIG. 5 is a right side elevation view thereof.

1 Claim, 5 Drawing Sheets






FIG. 1




FIG. 2




FIG. 3




FIG. 4



FIG. 5