



US00D854492S

(12) **United States Design Patent** (10) **Patent No.:** **US D854,492 S**  
**Sareen** (45) **Date of Patent:** **\*\* Jul. 23, 2019**

(54) **TIRE TREAD**  
(71) Applicant: **Omni United (S) PTE Ltd.**, Singapore (SG)  
(72) Inventor: **Gajendra Singh Sareen**, Singapore (SG)  
(73) Assignee: **Omni United (S) Pte Ltd.**, Singapore (SG)

D640,184 S	6/2011	De Briey-Terlinden	
D683,301 S	5/2013	Kang	
D713,781 S *	9/2014	Shin .....	D12/558
D721,323 S *	1/2015	Caron .....	D12/563
D723,453 S *	3/2015	Knispel .....	D12/563
D746,218 S *	12/2015	Raatikainen .....	D12/545
D749,494 S *	2/2016	Takei .....	D12/545
D788,022 S	5/2017	Sareen	
D797,653 S	9/2017	Raatikainen	
D816,591 S *	5/2018	Kossi .....	D12/563
D819,551 S *	6/2018	Uchida .....	D12/563
D832,195 S *	10/2018	de Briey-Terlinden .....	D12/564

(\*\*) Term: **15 Years**

\* cited by examiner

(21) Appl. No.: **29/647,192**  
(22) Filed: **May 10, 2018**  
(51) **LOC (11) Cl.** ..... **12-15**  
(52) **U.S. Cl.**  
USPC ..... **D12/563**  
(58) **Field of Classification Search**  
USPC ..... D12/533-567  
CPC ..... B60C 11/0302; B60C 2011/0358; B60C  
2011/0374; B60C 2011/0386; B60C  
2011/0388  
See application file for complete search history.

*Primary Examiner* — George D. Kirschbaum  
*Assistant Examiner* — Joseph J Kukella  
(74) *Attorney, Agent, or Firm* — Hemingway & Hansen, LLP; D. Scott Hemingway

- (56) **References Cited**
- U.S. PATENT DOCUMENTS
- |              |         |                    |         |
|--------------|---------|--------------------|---------|
| D355,876 S * | 2/1995  | Diensthuber .....  | D12/563 |
| D379,449 S * | 5/1997  | Graas .....        | D12/563 |
| D446,170 S   | 8/2001  | Williams           |         |
| D504,866 S   | 5/2005  | Collette           |         |
| D535,247 S   | 1/2007  | Shondel            |         |
| D535,248 S   | 1/2007  | Ashton             |         |
| D559,769 S   | 1/2008  | Heinen             |         |
| D574,318 S   | 8/2008  | Ashton             |         |
| D583,305 S   | 12/2008 | Ashton             |         |
| D589,435 S   | 3/2009  | Ashton             |         |
| D591,221 S * | 4/2009  | Fontaine .....     | D12/563 |
| D595,219 S   | 6/2009  | Yamakawa           |         |
| D595,639 S   | 7/2009  | de Briey-Terlinden |         |
| D612,798 S   | 3/2010  | Miyazaki           |         |

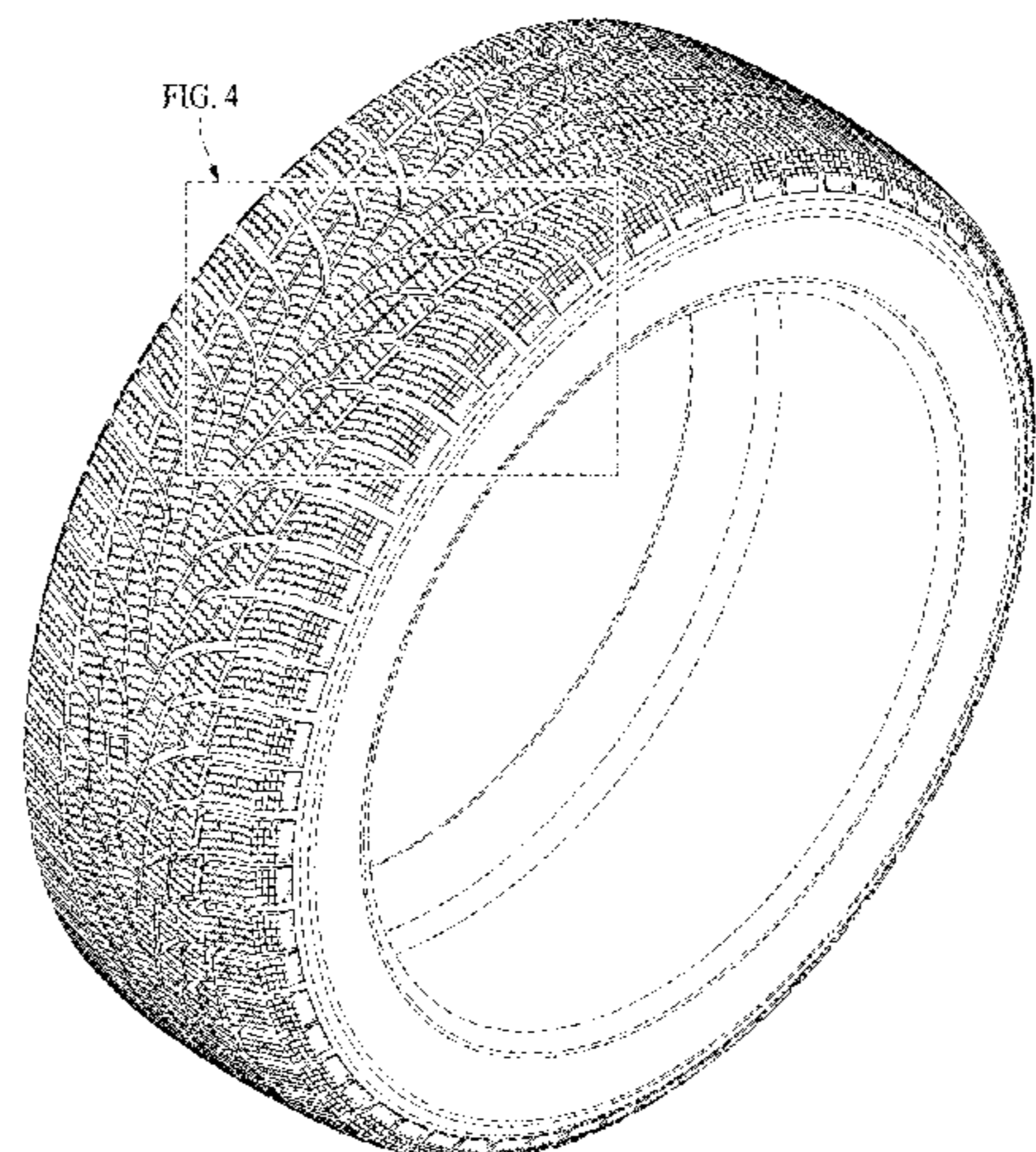
(57) **CLAIM**  
The ornamental design for a tire tread, as shown and described.

**DESCRIPTION**

FIG. 1 is a front perspective view of a tire tread of the present application;  
FIG. 2 is a front elevation view thereof;  
FIG. 3 is a right side view thereof, with the left side view being identical thereof;  
FIG. 4 is an enlarged front perspective view of FIG. 1, showing a portion thereof;  
FIG. 5 is an enlarged front elevation view of FIG. 2, showing a portion thereof; and,  
FIG. 6 is an enlarged side view of FIG. 3, showing a portion thereof.

In the drawings, the broken lines depict environmental subject matter only and form no part of the claimed design. The tread pattern is understood to repeat throughout the circumference of the tire.

**1 Claim, 6 Drawing Sheets**



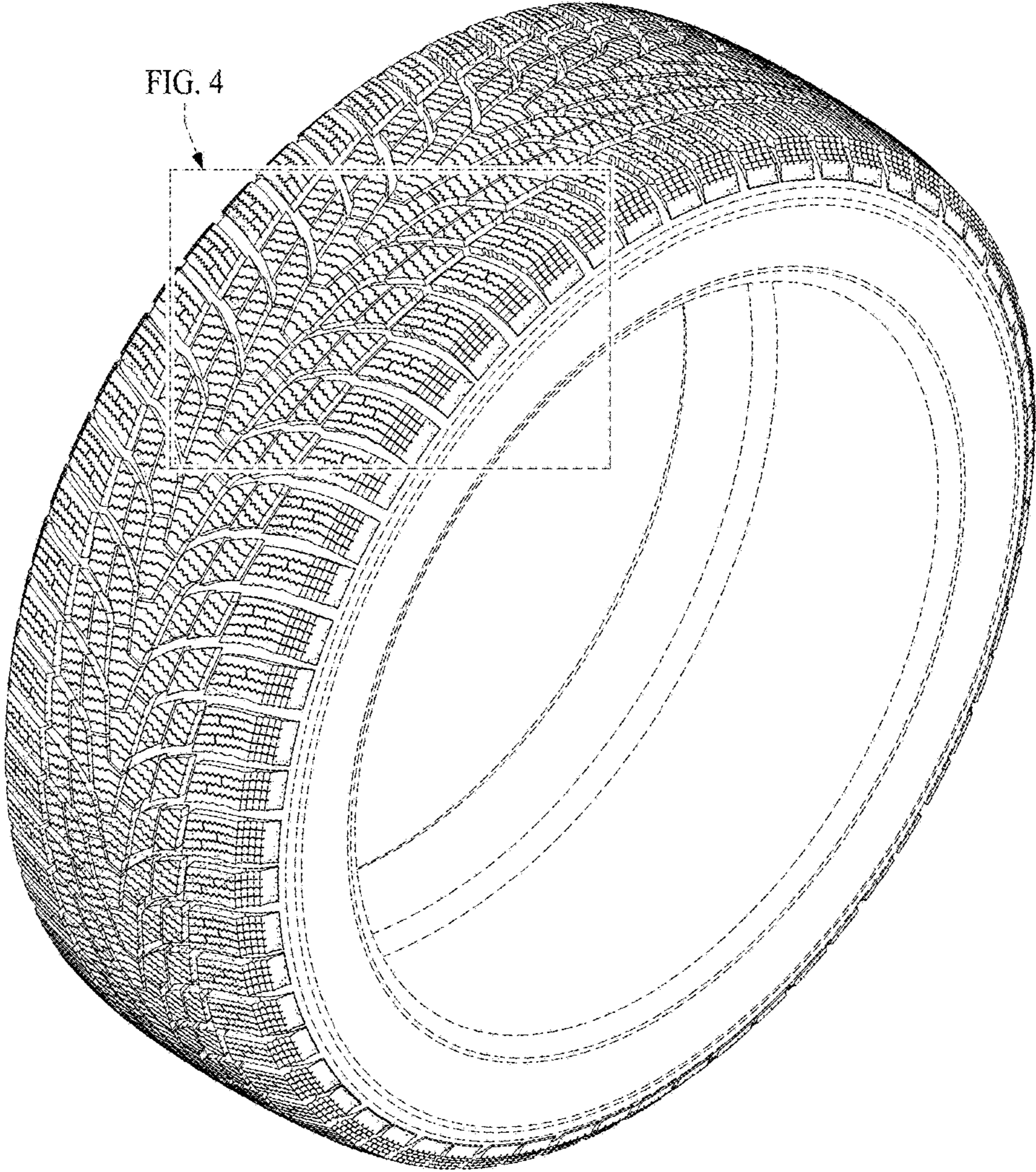


FIG. 1

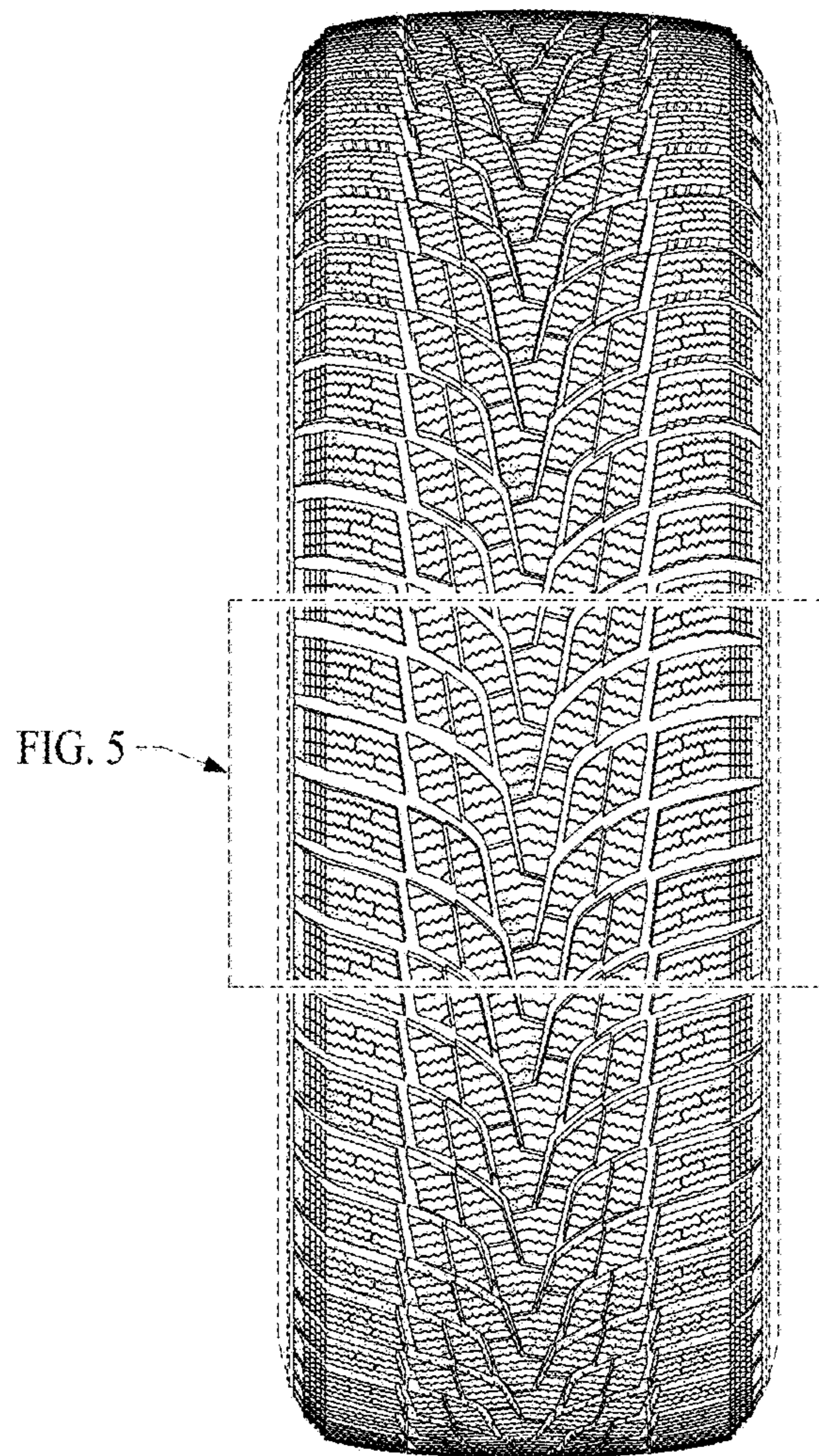


FIG. 2

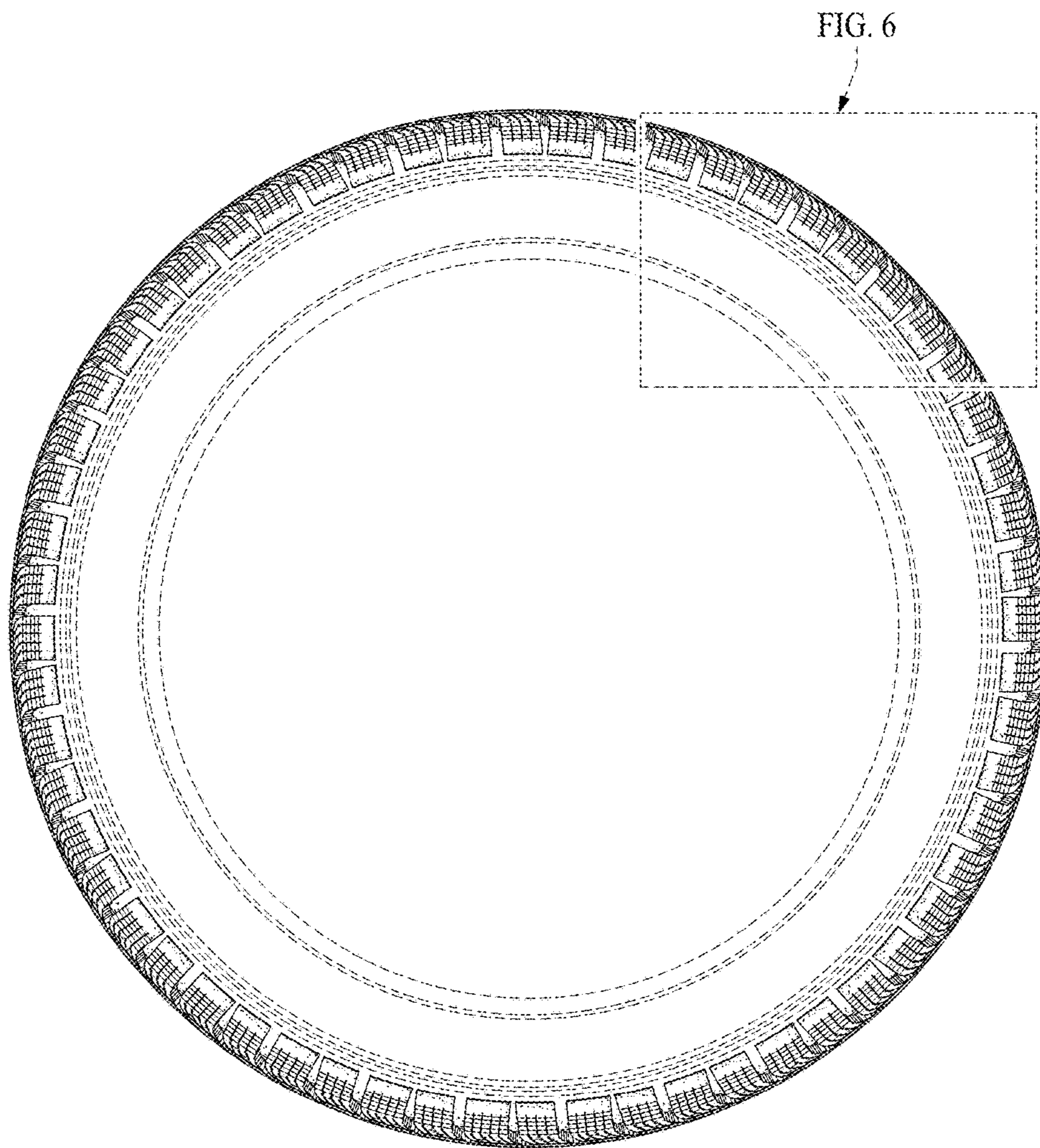


FIG. 3

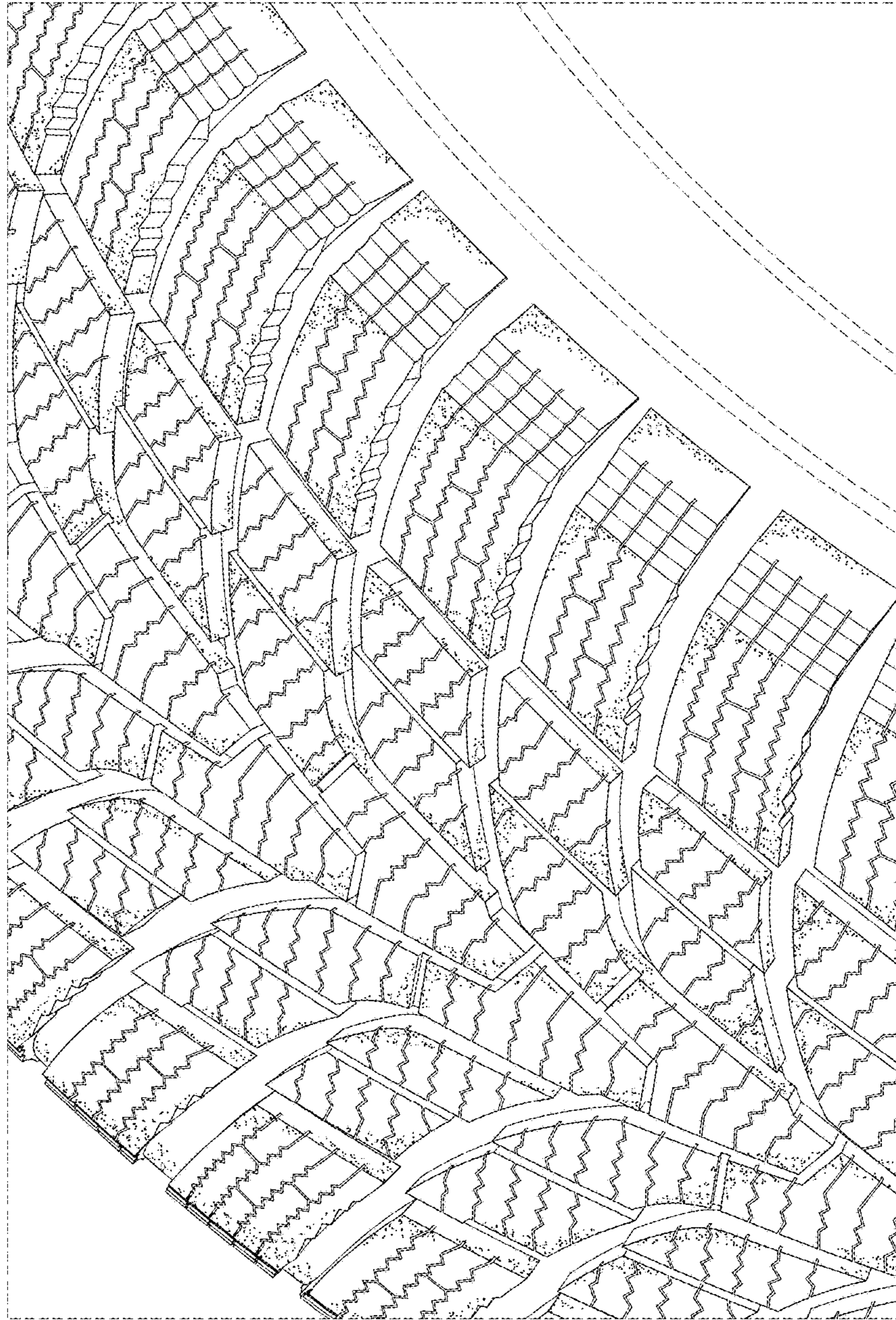


FIG. 4




FIG. 5

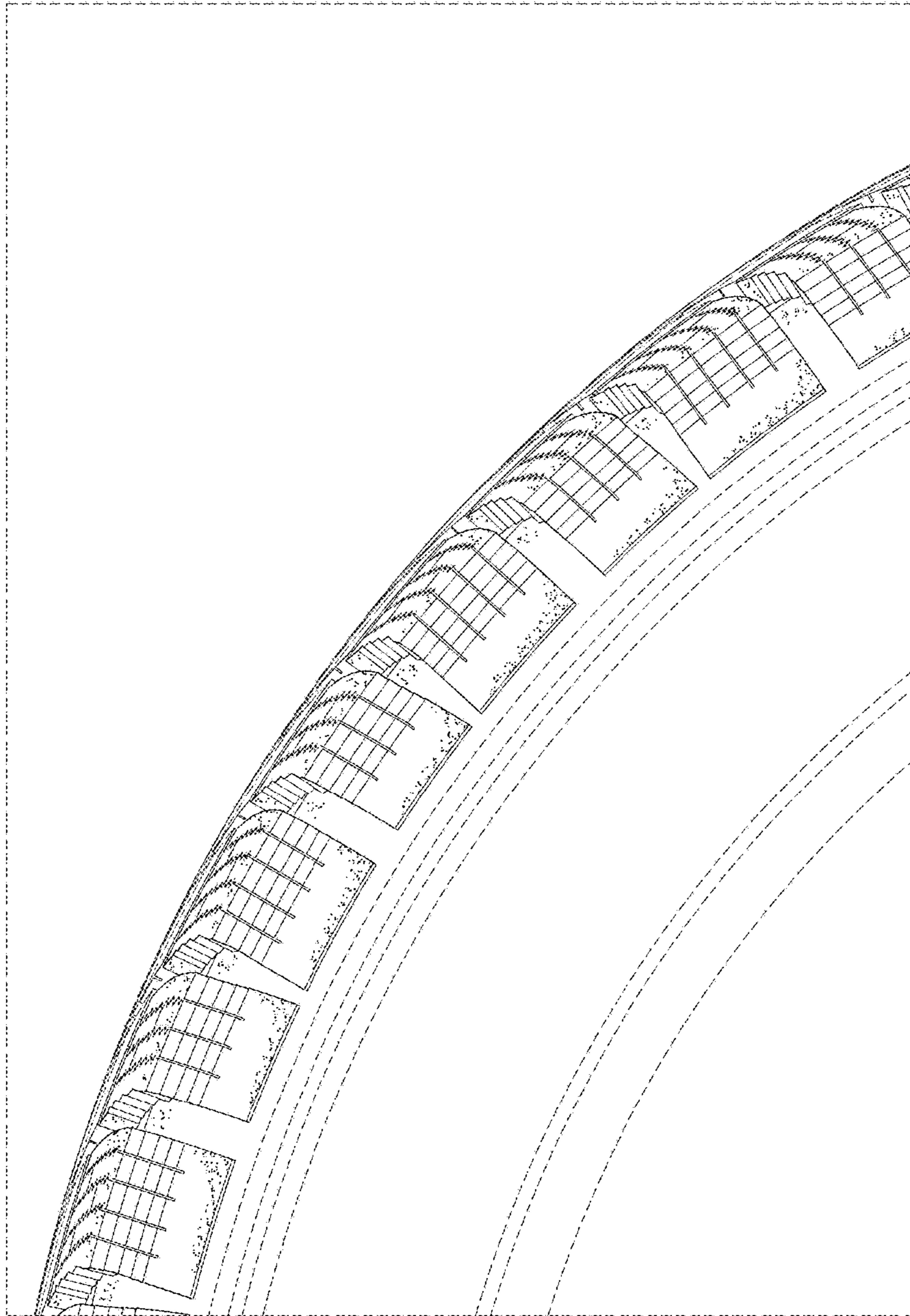


FIG. 6