



US00D854488S

(12) **United States Design Patent** (10) **Patent No.:** **US D854,488 S**
Hyun et al. (45) **Date of Patent:** **** Jul. 23, 2019**

(54) **WINDSCREEN WIPER**

(71) Applicant: **CAP Corporation**, Gyeongsangbuk-do (KR)

(72) Inventors: **Seung Chul Hyun**, Gyeonggi-do (KR); **Myoung Yeon Kim**, Ulsan (KR); **Sang Yeon Lee**, Gyeongsangbuk-do (KR)

(73) Assignee: **CAP CORPORATION** (KR)

(**) Term: **15 Years**

(21) Appl. No.: **29/588,490**

(22) Filed: **Dec. 21, 2016**

(51) **LOC (11) Cl.** **01-16**

(52) **U.S. Cl.**
USPC **D12/219**

(58) **Field of Classification Search**
USPC D12/219-220
CPC B60S 2001/3815; B60S 1/4003; B60S 1/3801
See application file for complete search history.

(56) **References Cited**

U.S. PATENT DOCUMENTS

D379,613 S	6/1997	Chen	
D382,848 S	8/1997	Chen	
D713,319 S *	9/2014	An	D12/219
D716,714 S *	11/2014	Kim	D12/219
D740,737 S *	10/2015	Hyun	D12/219
D784,241 S *	4/2017	Park	D12/219
D787,417 S *	5/2017	Lee	D12/219
D789,271 S *	6/2017	Hyun	D12/219
D793,943 S *	8/2017	Kim	D12/219
D799,401 S *	10/2017	Lee	D12/219

D821,954 S *	7/2018	Hyun	D12/219
2008/0083082 A1	4/2008	Rovaart et al.	
2011/0162161 A1	7/2011	Amado	
2011/0277266 A1	11/2011	Umeno	

* cited by examiner

Primary Examiner — Katrina A Betton
(74) *Attorney, Agent, or Firm* — Grossman, Tucker, Perreault & Pfeleger, PLLC

(57) **CLAIM**

The ornamental design for the windscreen wiper, as shown and described.

DESCRIPTION

FIG. 1 is a perspective view of a windscreen wiper showing our new design.
FIG. 2 is a front view thereof.
FIG. 3 is a rear view thereof.
FIG. 4 is a magnified left side view thereof.
FIG. 5 is a magnified right side view thereof.
FIG. 6 is a top plan view thereof.
FIG. 7 is a bottom plan view thereof.
FIG. 8 is a perspective view of a portion of the windscreen wiper.
FIG. 9 is a front view of thereof.
FIG. 10 is a front view of thereof.
FIG. 11 is a magnified left side view thereof.
FIG. 12 is a magnified right side view thereof.
FIG. 13 is a top plan view thereof; and,
FIG. 14 is a bottom plan view thereof.
The broken lines are included for the purpose of illustrating the unclaimed portions of the article and form no part of the claim.

1 Claim, 14 Drawing Sheets

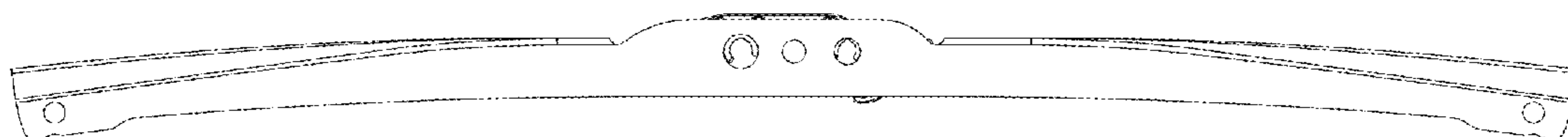


FIG. 1

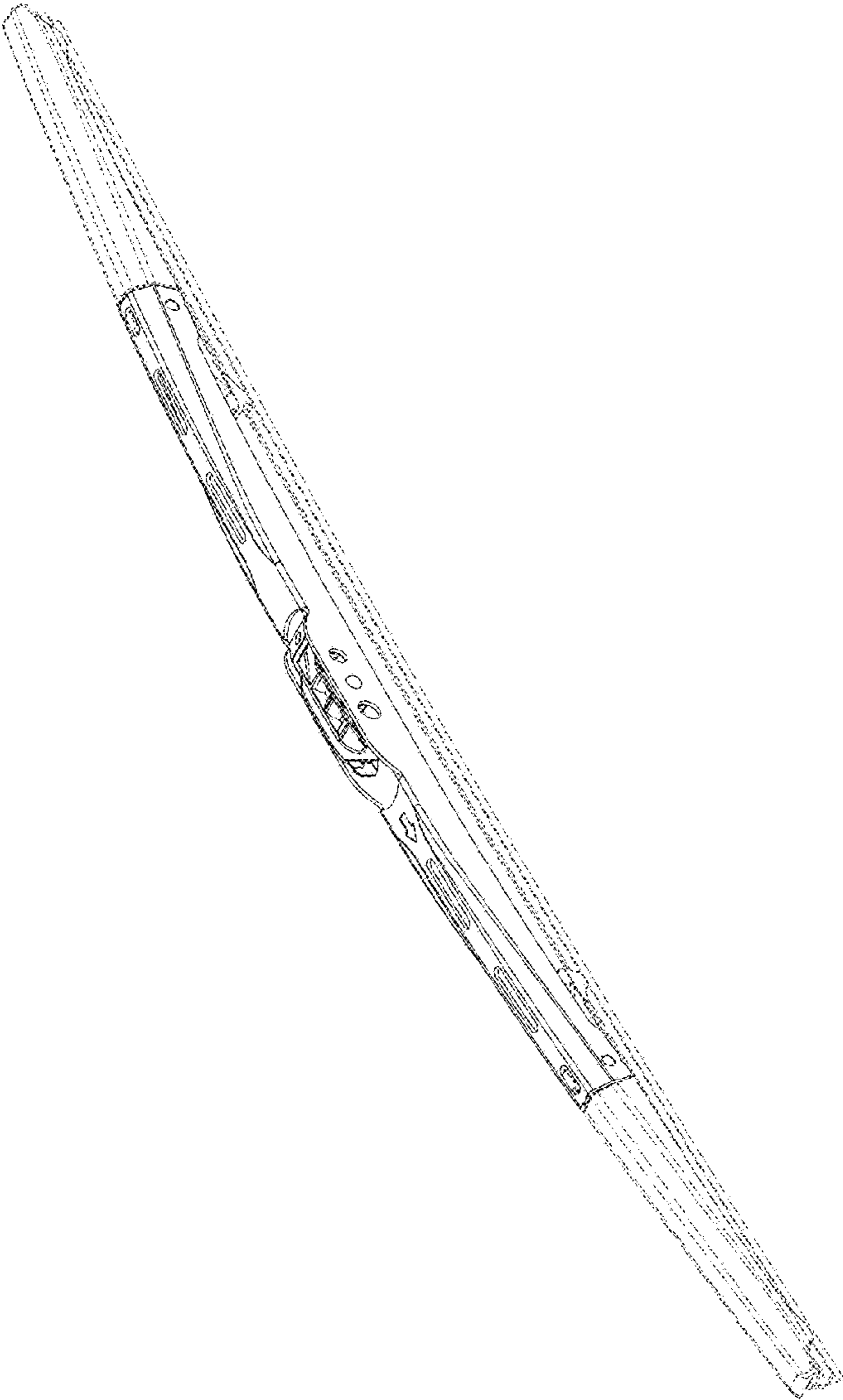


FIG. 2

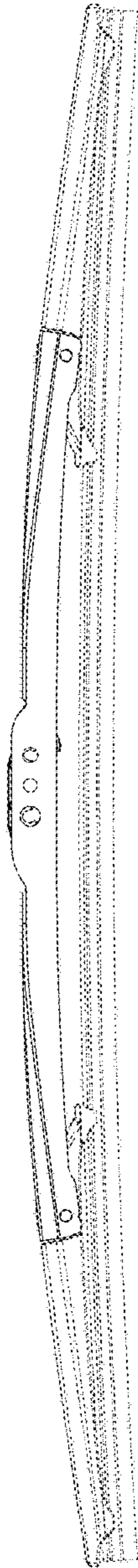


FIG. 3

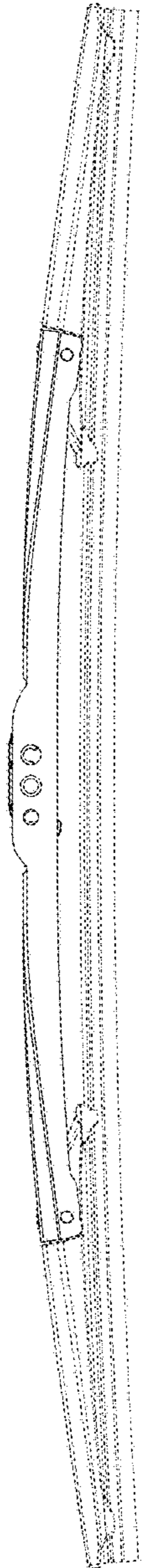


FIG. 4

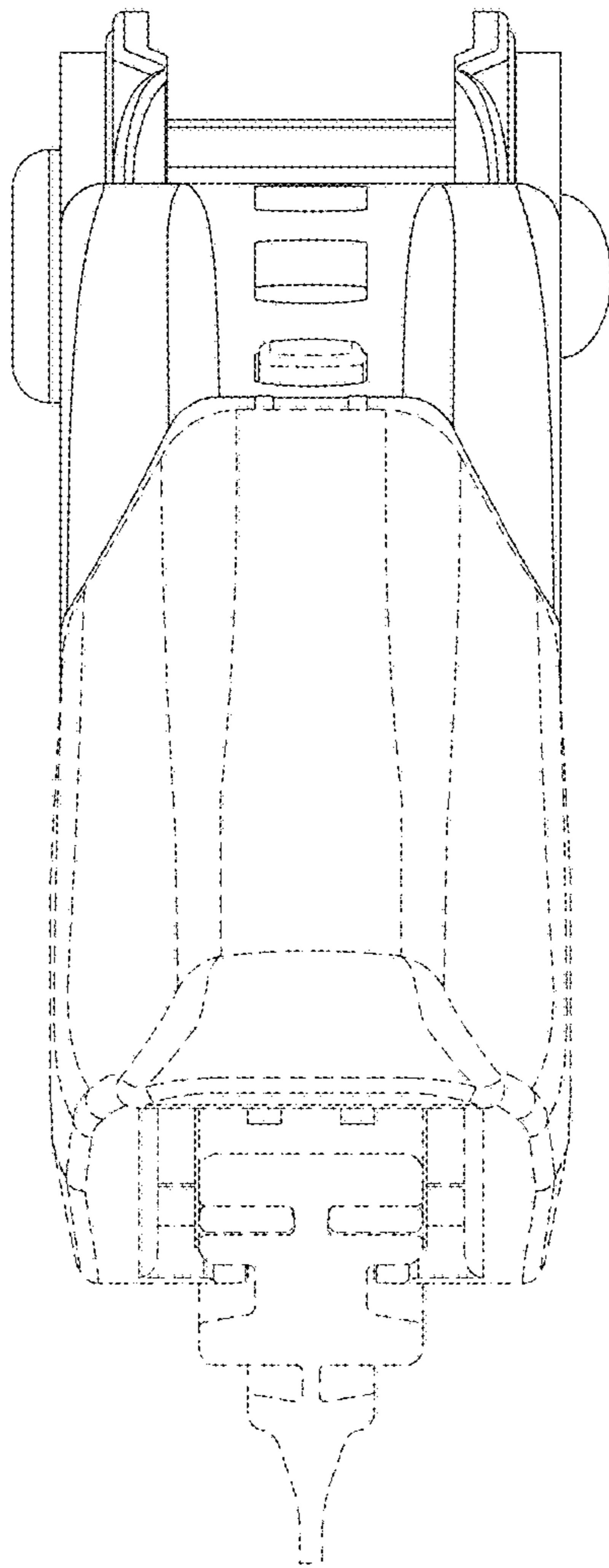


FIG. 5

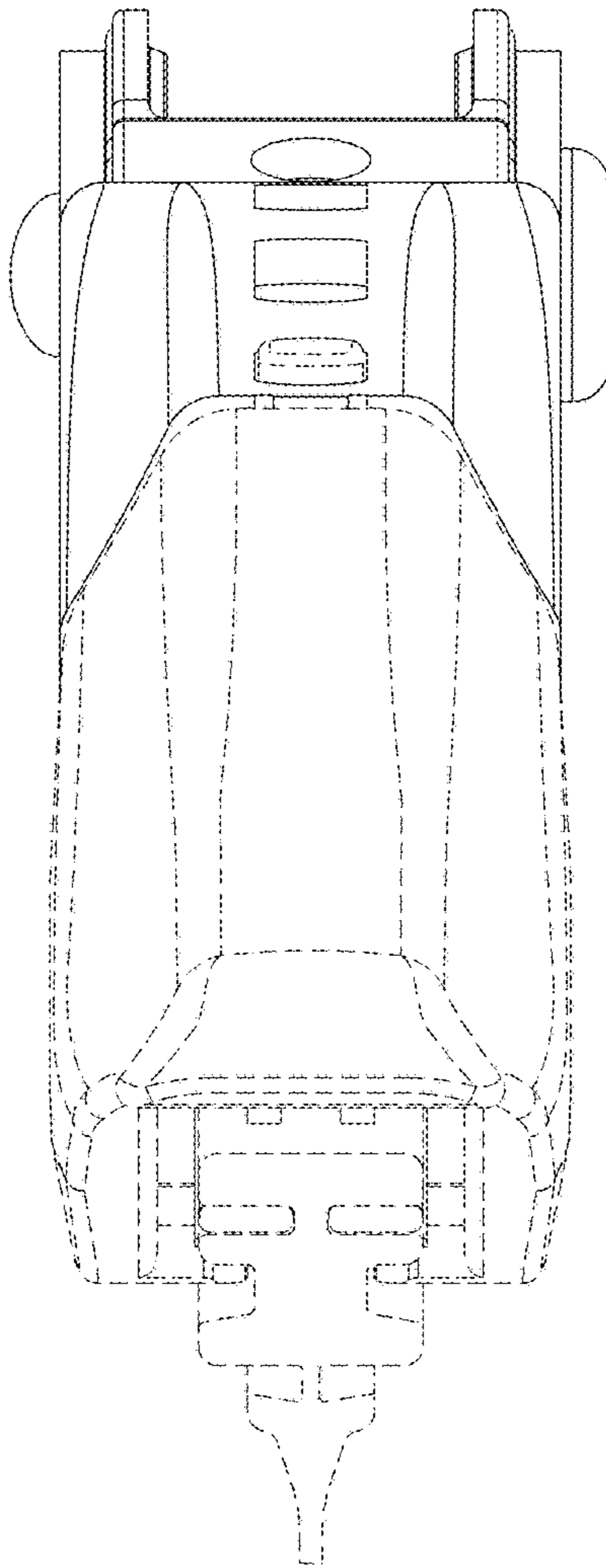


FIG. 6

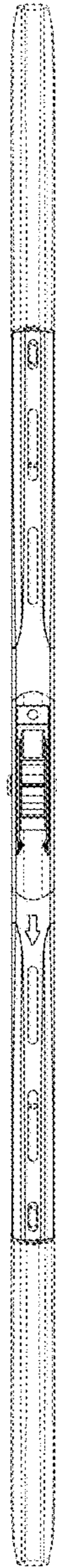


FIG. 7



FIG. 8

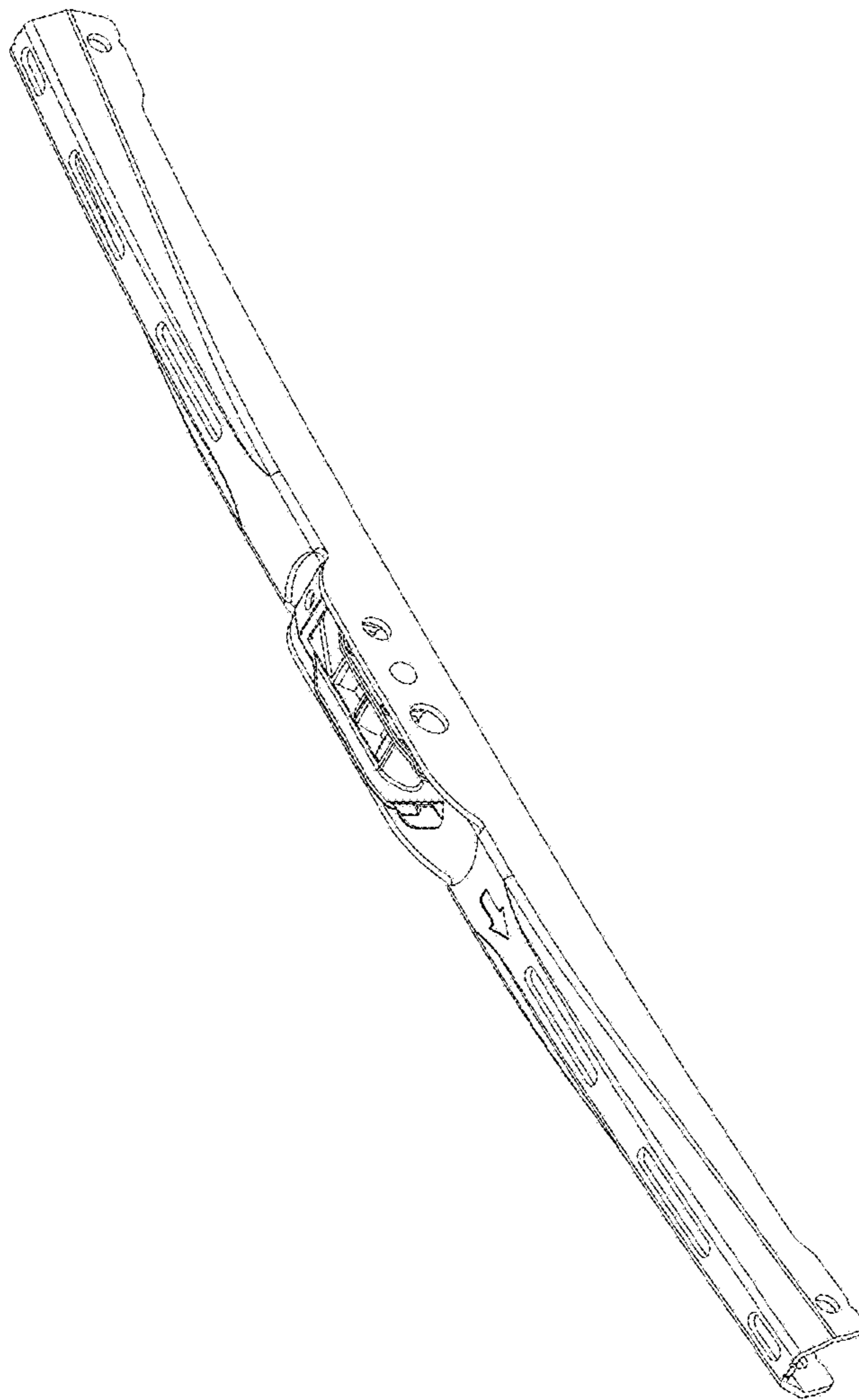


FIG. 9

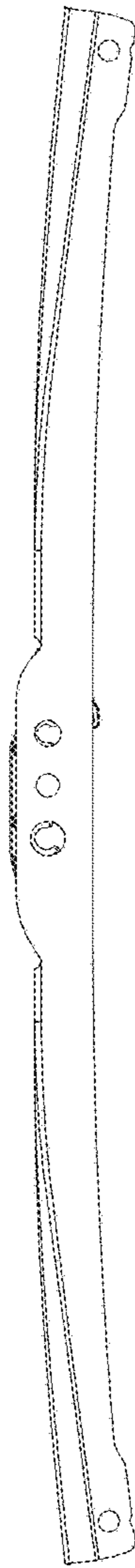


FIG. 10

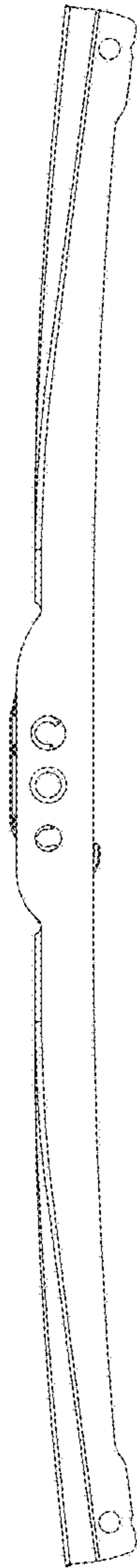


FIG. 11

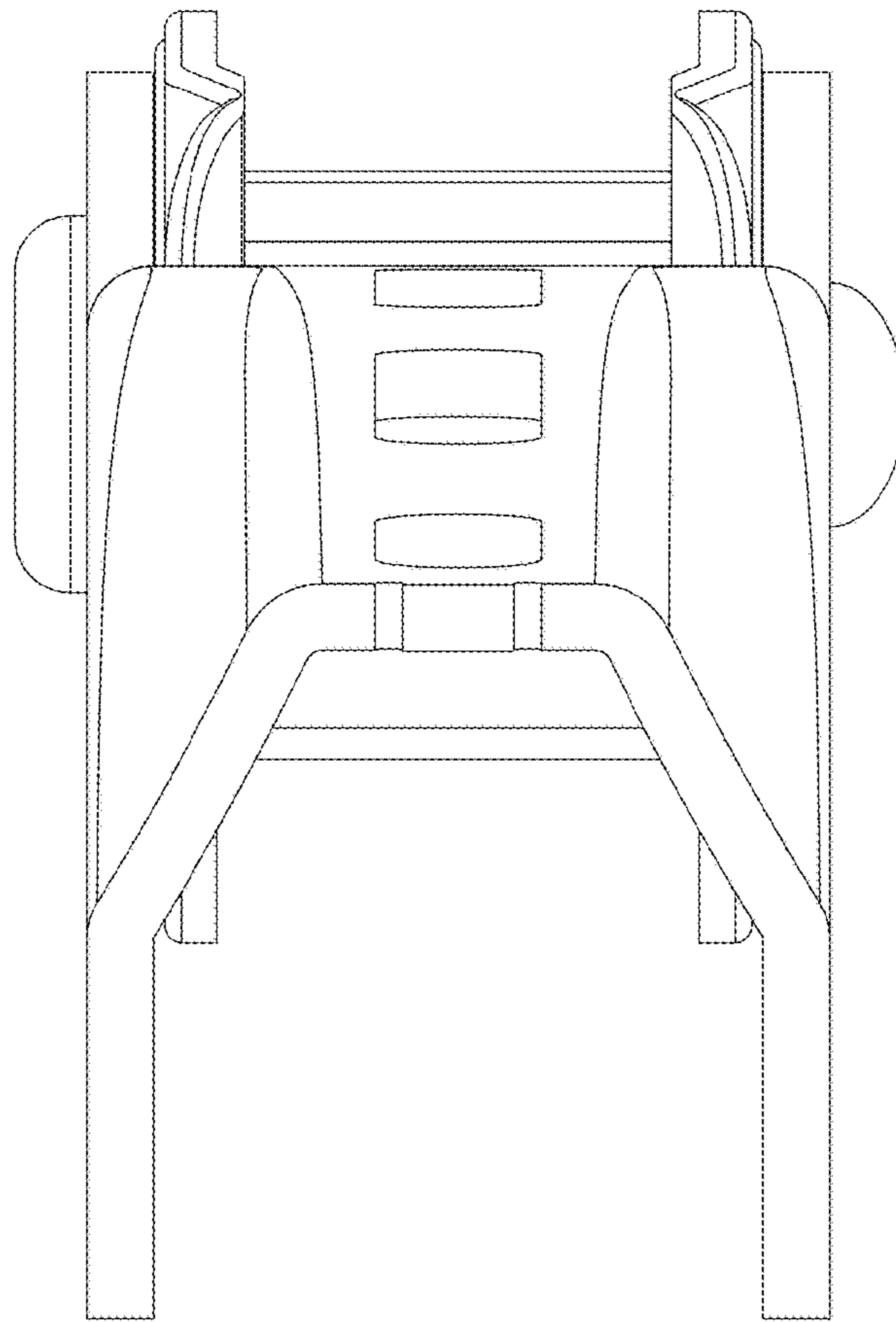


FIG. 12

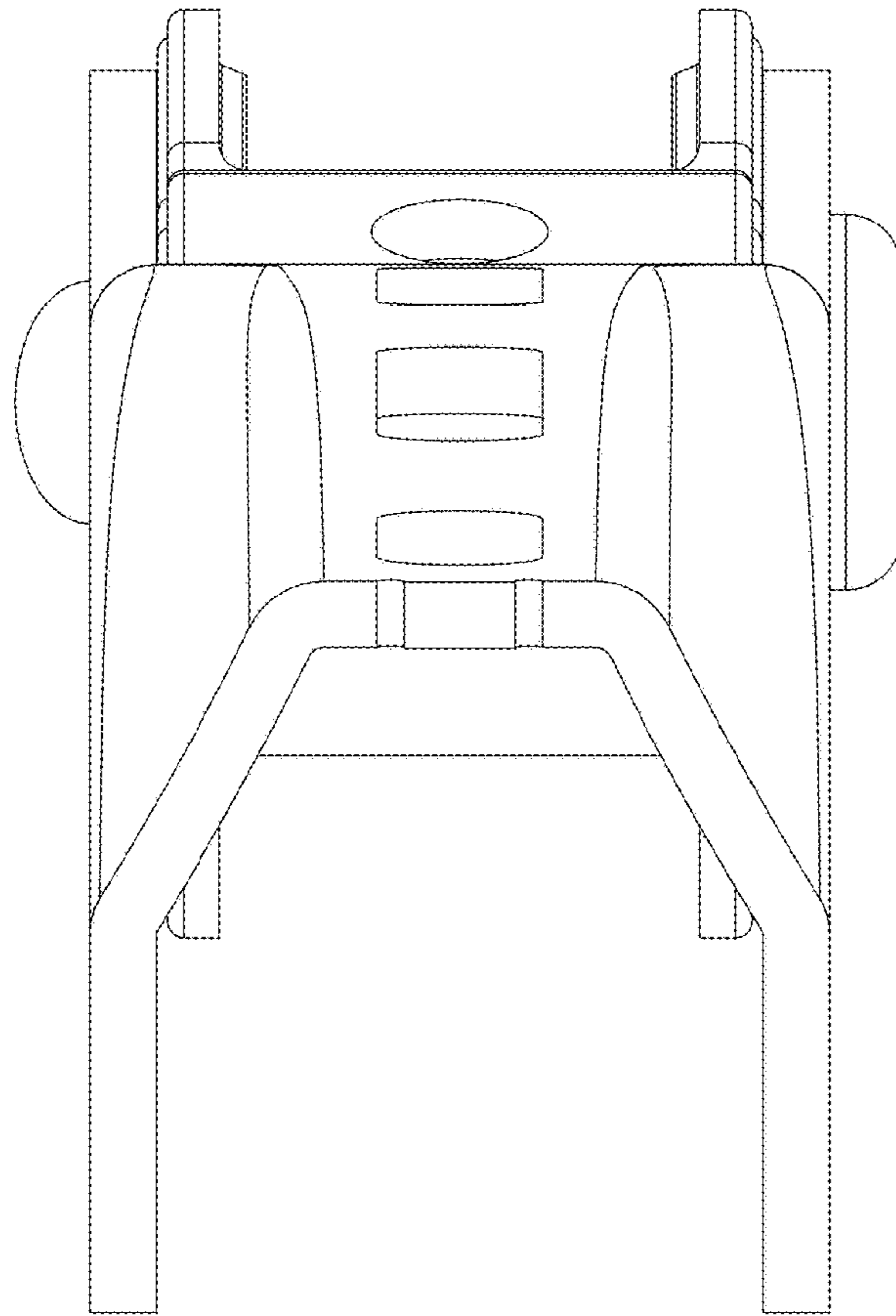


FIG. 13

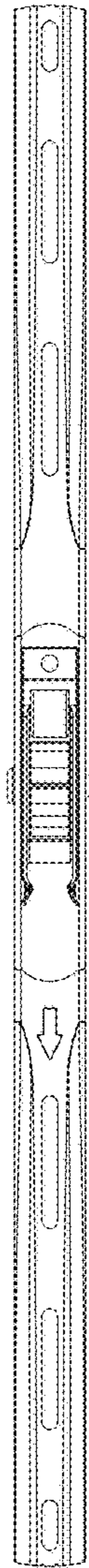


FIG. 14

