



US00D854481S

(12) **United States Design Patent** (10) **Patent No.:** **US D854,481 S**
Bucher et al. (45) **Date of Patent:** **** Jul. 23, 2019**

(54) **VEHICLE WHEEL**
(71) Applicant: **Ford Global Technologies, LLC**,
Dearborn, MI (US)
(72) Inventors: **George Bucher**, Dearborn, MI (US);
Craig S. Metros, Bloomfield, MI (US);
Dean Carbis, Bloomfield Hills, MI
(US); **Steven Gilmore**, Farmington
Hills, MI (US); **Shawn Sung Yu**,
Canton, MI (US)
(73) Assignee: **Ford Global Technologies, LLC**,
Dearborn, MI (US)
(**) Term: **15 Years**
(21) Appl. No.: **29/632,049**
(22) Filed: **Jan. 4, 2018**
(51) **LOC (11) Cl.** **12-16**
(52) **U.S. Cl.**
USPC **D12/209**
(58) **Field of Classification Search**
USPC D12/204-213; D21/551, 563
CPC B60B 7/00; B60B 7/02; B60B 7/04; B60B
7/06; B60B 3/02; B60B 3/04; B60B 3/06;
B60B 3/10
See application file for complete search history.

D697,008 S * 1/2014 Juergens D12/209
D697,860 S * 1/2014 Borkert D12/211
D717,709 S * 11/2014 Valencia Pollex D12/209
D744,398 S * 12/2015 Nissl D12/209
D746,755 S * 1/2016 Mielke D12/211
D747,247 S * 1/2016 Juergens D12/209
D747,248 S * 1/2016 Amezqueta D12/209
D749,484 S * 2/2016 Stopka D12/209
D751,020 S * 3/2016 Mahoney D12/211
D751,483 S * 3/2016 Nicoghosian D12/209
D754,051 S * 4/2016 Baum D12/211
D756,285 S * 5/2016 Zhao D12/211
D758,943 S * 6/2016 Elmitt D12/209
D759,559 S * 6/2016 Mielke D12/209
D765,004 S * 8/2016 Holstein D12/211
D765,005 S * 8/2016 Garbas D12/211
D768,046 S * 10/2016 Patel D12/211
D769,166 S * 10/2016 Juergens D12/211
D769,783 S * 10/2016 Rueckheim D12/209
D775,575 S * 1/2017 Kippes D12/209
D780,655 S * 3/2017 Trim D12/209
D781,767 S * 3/2017 Peat D12/211
D781,768 S * 3/2017 Buck D12/211
D784,889 S * 4/2017 Peat D12/209

(Continued)

Primary Examiner — Sheryl Lane
(74) Attorney, Agent, or Firm — Vichit Chea


(57) **CLAIM**
The ornamental design for a vehicle wheel, as shown and described.

DESCRIPTION

FIG. 1 is a front elevational view of a vehicle wheel showing our new design;
FIG. 2 is a cross sectional side view thereof, taken from line 2-2 in FIG. 1; and,
FIG. 3 is a side perspective view of a front face thereof.
Any broken lines represent an internal boundary of the design; the line itself and the area within form no part of the claim.

1 Claim, 3 Drawing Sheets

(56) **References Cited**
U.S. PATENT DOCUMENTS
D486,770 S * 2/2004 Pollmann D12/209
D599,266 S * 9/2009 Bierenbreier D12/209
D615,018 S * 5/2010 Truebsbach D12/211
D621,317 S * 8/2010 Antoniadis D12/209
D654,420 S * 2/2012 Guay D12/211
D686,130 S * 7/2013 Elmitt D12/209
D696,178 S * 12/2013 Amezqueta D12/211
D697,003 S * 1/2014 Baum D12/209



(56)

References Cited

U.S. PATENT DOCUMENTS

D786,765	S	*	5/2017	Gardavsky	D12/209
D788,676	S	*	6/2017	Payne	D12/209
D792,314	S	*	7/2017	Gardavsky	D12/211
D792,315	S	*	7/2017	Mielke	D12/211
D792,316	S	*	7/2017	Groth	D12/211
D794,528	S	*	8/2017	Setter	D12/211
D797,026	S	*	9/2017	Khachatryan	D12/209
D800,627	S	*	10/2017	Mielke	D12/209
D800,631	S	*	10/2017	Krause	D12/211
D800,632	S	*	10/2017	Gonser	D12/211
D803,755	S	*	11/2017	Widua	D12/211
D806,631	S	*	1/2018	Sempek	D12/211
D807,806	S	*	1/2018	Peat	D12/209
D808,880	S	*	1/2018	Valencia Pollex	D12/209
D815,004	S	*	4/2018	Smith	D12/209
D821,283	S	*	6/2018	Juergens	D12/209
D822,573	S	*	7/2018	Juergens	D12/209
D822,576	S	*	7/2018	Austin	D12/211
D823,769	S	*	7/2018	Gallert	D12/209
D825,422	S	*	8/2018	Bjerke	D12/209
D827,538	S	*	9/2018	Behmer	D12/209
D828,800	S	*	9/2018	Valencia Pollex	D12/209
D828,878	S	*	9/2018	Sprowl	D21/563
D830,932	S	*	10/2018	Zhao	D12/209
D834,488	S	*	11/2018	Smith	D12/209

* cited by examiner



Fig. 1




Fig. 2




FIG. 3