



US00D854479S

(12) **United States Design Patent**
Yang

(10) **Patent No.:** **US D854,479 S**
(45) **Date of Patent:** **** Jul. 23, 2019**

- (54) **DOOR FOR A VEHICLE**
- (71) Applicants: **Warner Science Applications Corp.**,
Ontario, CA (US); **Paramount**
Automotive Restyling Inc., Ontario,
CA (US)
- (72) Inventor: **Mingfa Yang**, Calabasas, CA (US)
- (73) Assignees: **Warner Science Applications Corp.**,
Ontario, CA (US); **Paramount**
Automotive Restyling Inc., Ontario,
CA (US)
- (**) Term: **15 Years**
- (21) Appl. No.: **29/647,958**
- (22) Filed: **May 17, 2018**
- (51) **LOC (11) Cl.** **12-16**
- (52) **U.S. Cl.**
USPC **D12/196**
- (58) **Field of Classification Search**
USPC D12/190, 193, 195, 196, 414
CPC E05B 81/56; E05B 81/80; E05B 65/00;
E05B 65/06; E05B 65/10; E05B 65/12;
E05B 79/06; B60J 5/04
See application file for complete search history.

- (56) **References Cited**
U.S. PATENT DOCUMENTS
- 4,728,143 A * 3/1988 Tanino B60J 5/04
296/146.7
- 5,902,004 A * 5/1999 Waltz B60J 5/0416
296/146.9
- 7,380,864 B2 * 6/2008 Guanzon E05B 79/06
16/412
- 7,530,610 B2 * 5/2009 Tanimoto E05B 79/06
292/336.3
- 7,938,472 B2 * 5/2011 Stalhammar B60J 5/0416
296/146.5

- 8,020,921 B2 * 9/2011 Moberg B60J 5/04
296/146.7
 - 8,451,087 B2 * 5/2013 Krishnan B60J 5/04
292/221
 - 8,579,339 B2 * 11/2013 Abe E05B 77/44
292/216
 - D715,204 S * 10/2014 Peltola D12/195
 - D716,210 S * 10/2014 Ishikawa D12/195
 - D719,884 S * 12/2014 Peltola D12/195
 - D722,933 S * 2/2015 Ishikawa D12/195
 - 9,290,971 B2 * 3/2016 Amagai E05B 79/20
- (Continued)

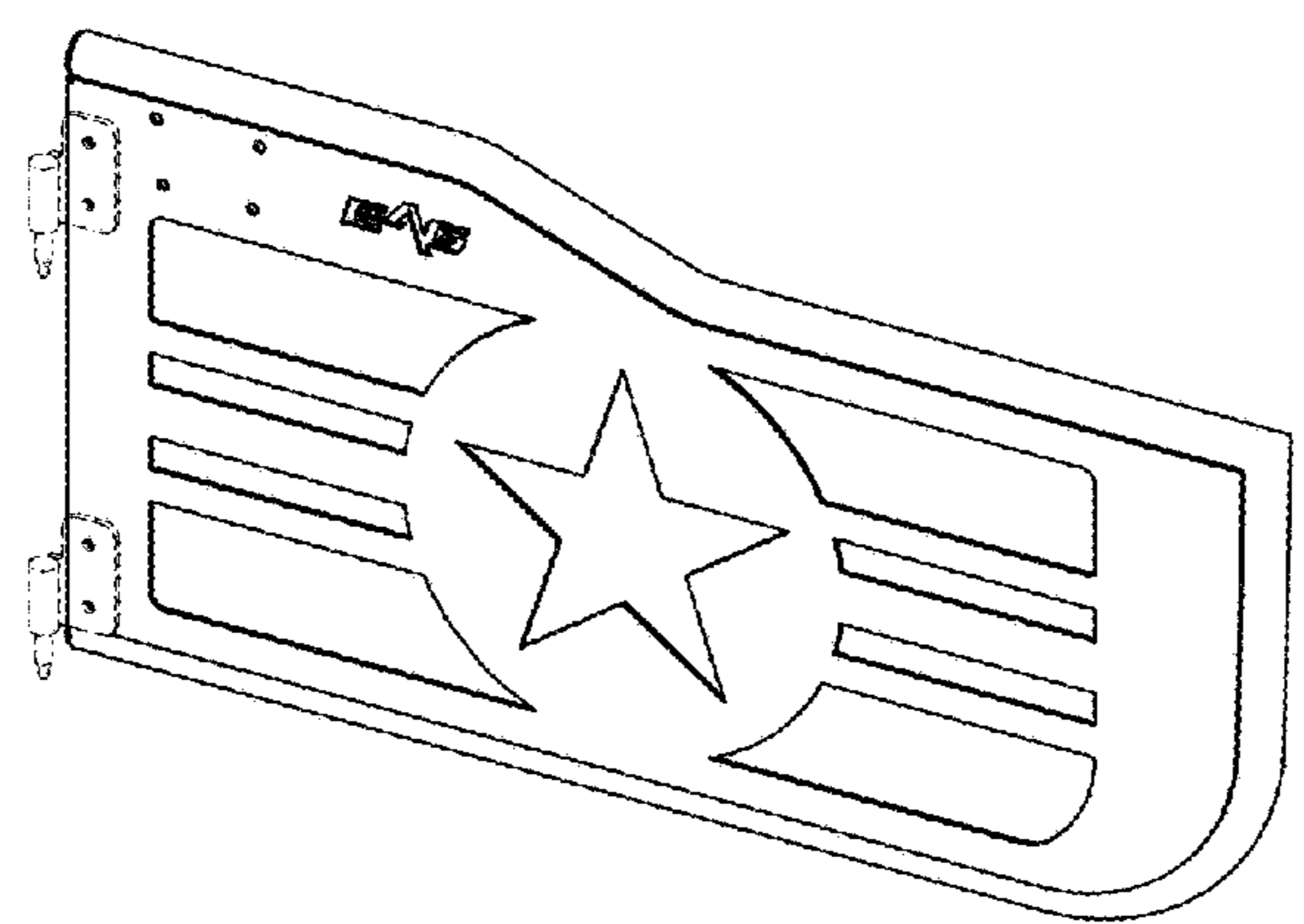
Primary Examiner — Susan Bennett Hattan
Assistant Examiner — Suzanne E Tisdell
 (74) *Attorney, Agent, or Firm* — Chen Yoshimura LLP

(57) **CLAIM**
 The ornamental design for a door for a vehicle, as shown and described.

DESCRIPTION

FIG. 1 is a front, top and right side perspective view of a door showing a first embodiment of my new design;
 FIG. 2 is a front elevational view thereof;
 FIG. 3 is a rear elevational view thereof;
 FIG. 4 is a left side elevational view thereof;
 FIG. 5 is a right side elevational view thereof;
 FIG. 6 is a top plan view thereof;
 FIG. 7 is a bottom plan view thereof;
 FIG. 8 is a front, top and right side perspective view of a door showing a second embodiment of my new design;
 FIG. 9 is a front elevational view thereof;
 FIG. 10 is a rear elevational view thereof;
 FIG. 11 is a left side elevational view thereof;
 FIG. 12 is a right side elevational view thereof;
 FIG. 13 is a top plan view thereof; and,
 FIG. 14 is a bottom plan view thereof.
 The broken lines showing mounting features for the grille are included for the purpose of illustrating environmental structures, and form no part of the claimed design.

1 Claim, 14 Drawing Sheets



(56)

References Cited

U.S. PATENT DOCUMENTS

| | | | | | | |
|-----------|----|---|---------|-------------|-------|--------------|
| D758,269 | S | * | 6/2016 | Ahn | | D12/195 |
| D766,791 | S | * | 9/2016 | Buffery | | D12/195 |
| D766,792 | S | * | 9/2016 | Shimizu | | D12/195 |
| D768,042 | S | * | 10/2016 | Lee | | D12/195 |
| 9,469,246 | B1 | * | 10/2016 | Gold | | B60J 5/04 |
| 9,517,727 | B2 | * | 12/2016 | Tiboni | | B60R 13/0243 |
| D801,899 | S | * | 11/2017 | Watkin | | D12/195 |
| D807,267 | S | * | 1/2018 | Higashimori | | D12/195 |
| D816,571 | S | * | 5/2018 | Wiedeman | | D12/195 |
| D823,760 | S | * | 7/2018 | Sato | | D12/195 |
| D831,552 | S | * | 10/2018 | Watkin | | D12/195 |
| D835,555 | S | * | 12/2018 | Ray | | D12/195 |
| D835,556 | S | * | 12/2018 | Ray | | D12/195 |

* cited by examiner

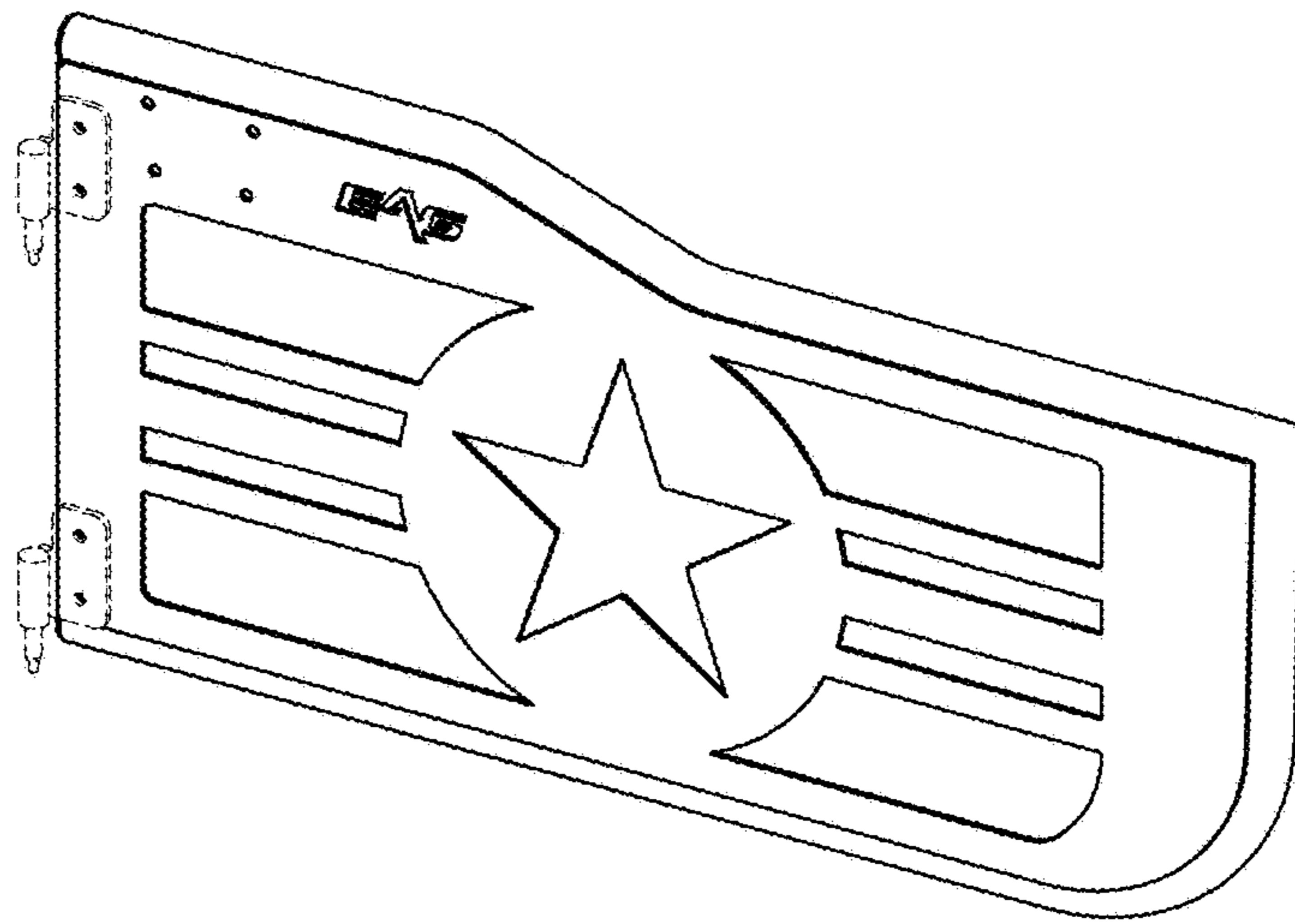


FIG. 1

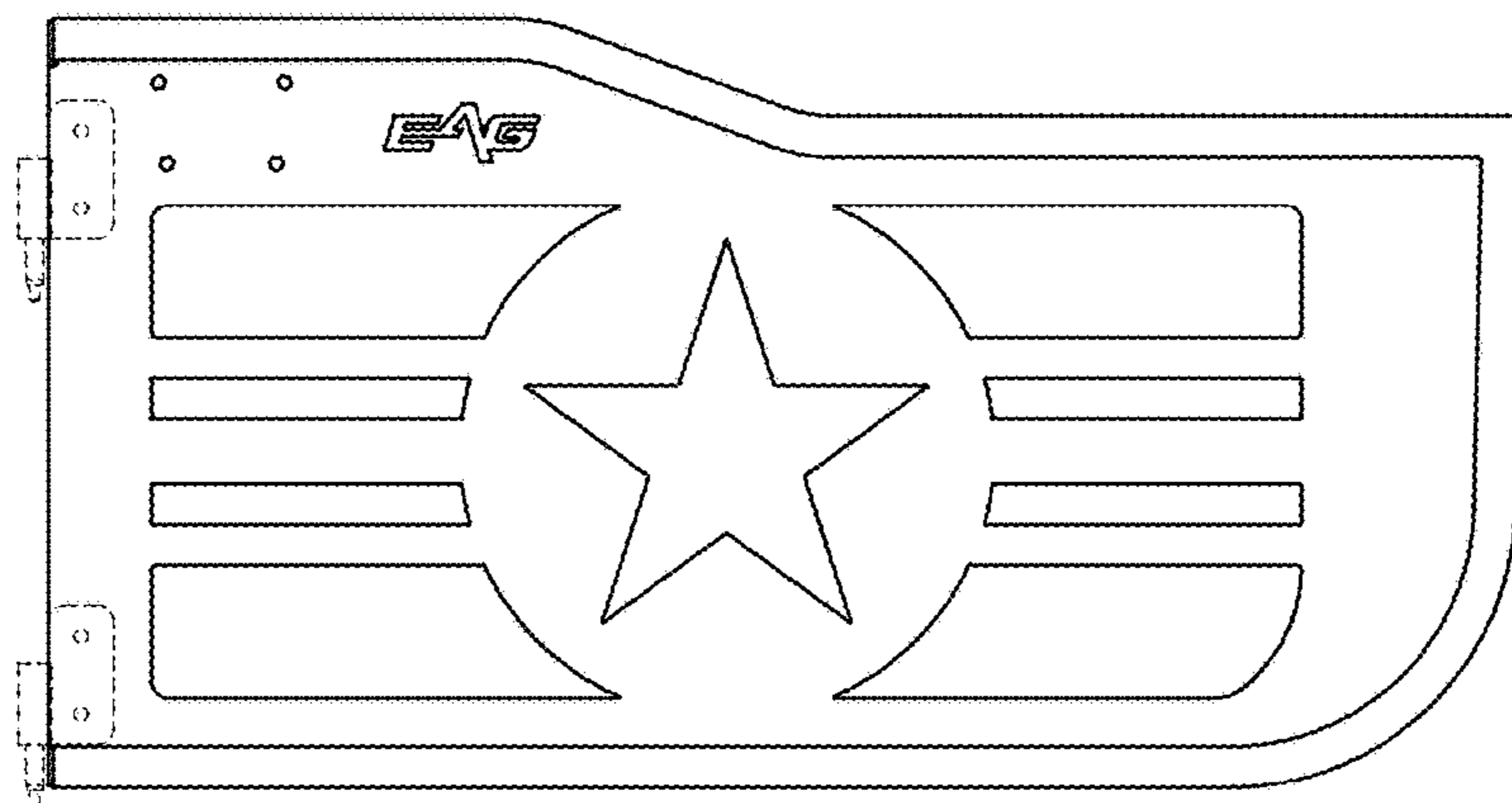


FIG. 2

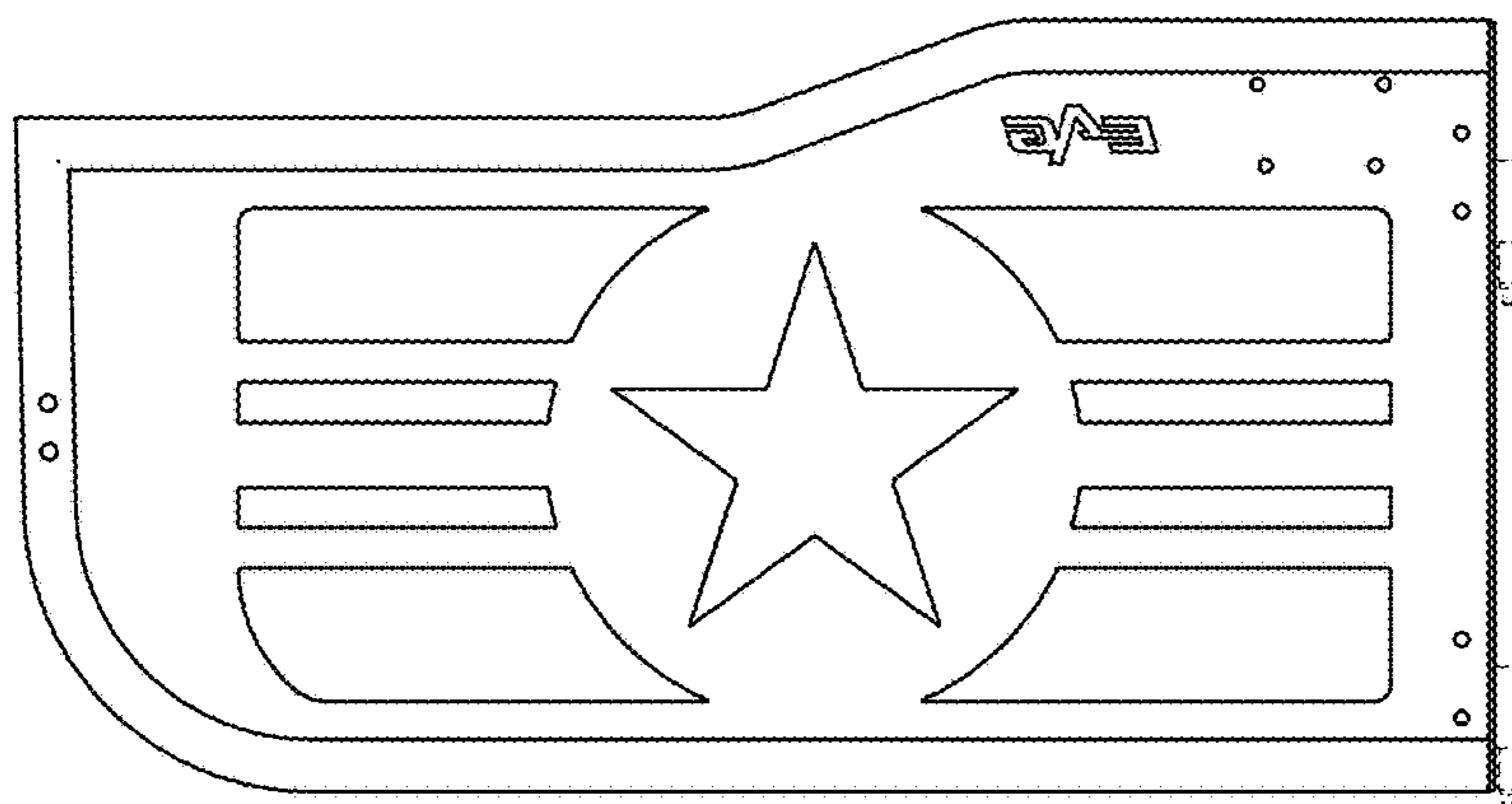


FIG. 3

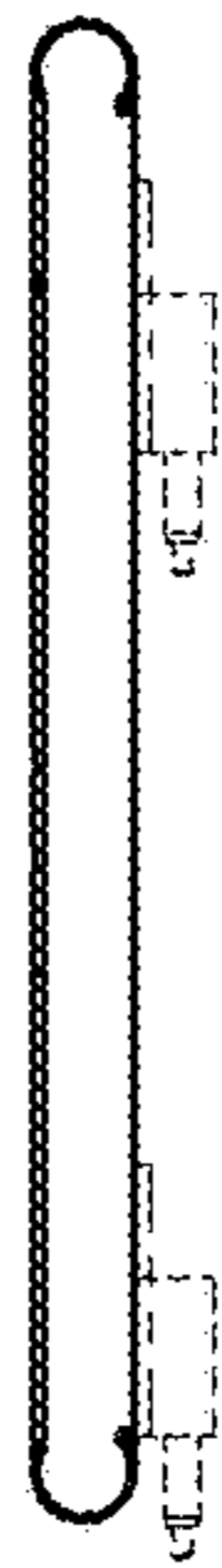


FIG. 4



FIG. 5

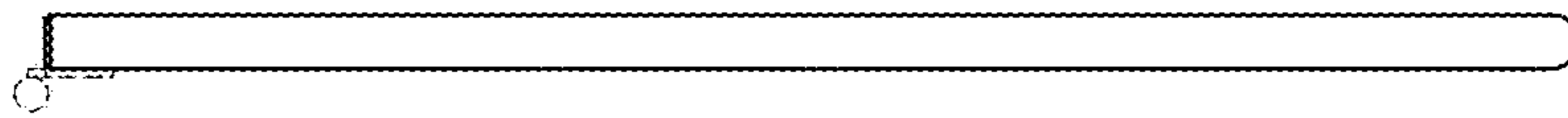


FIG. 6



FIG. 7

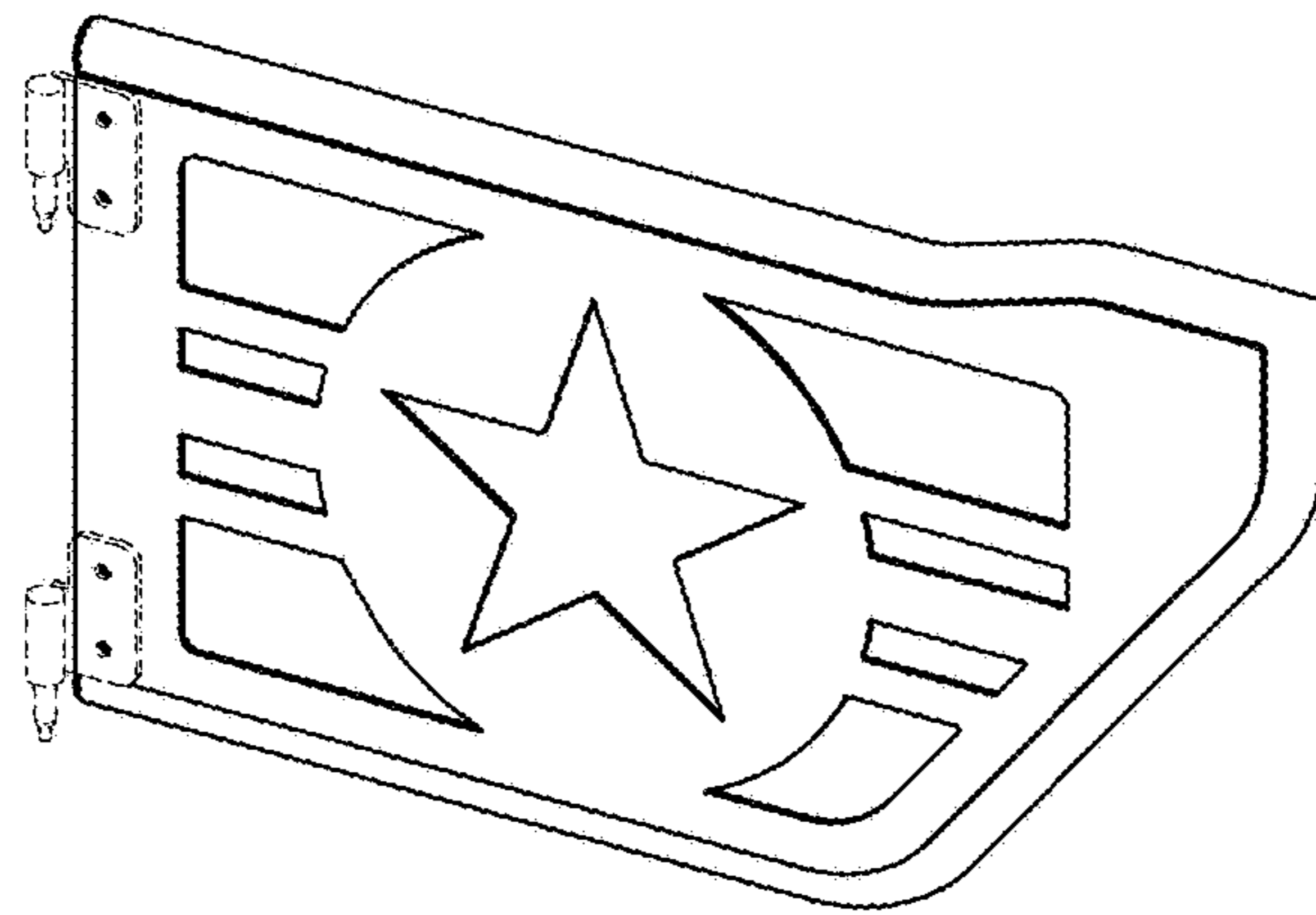


FIG. 8

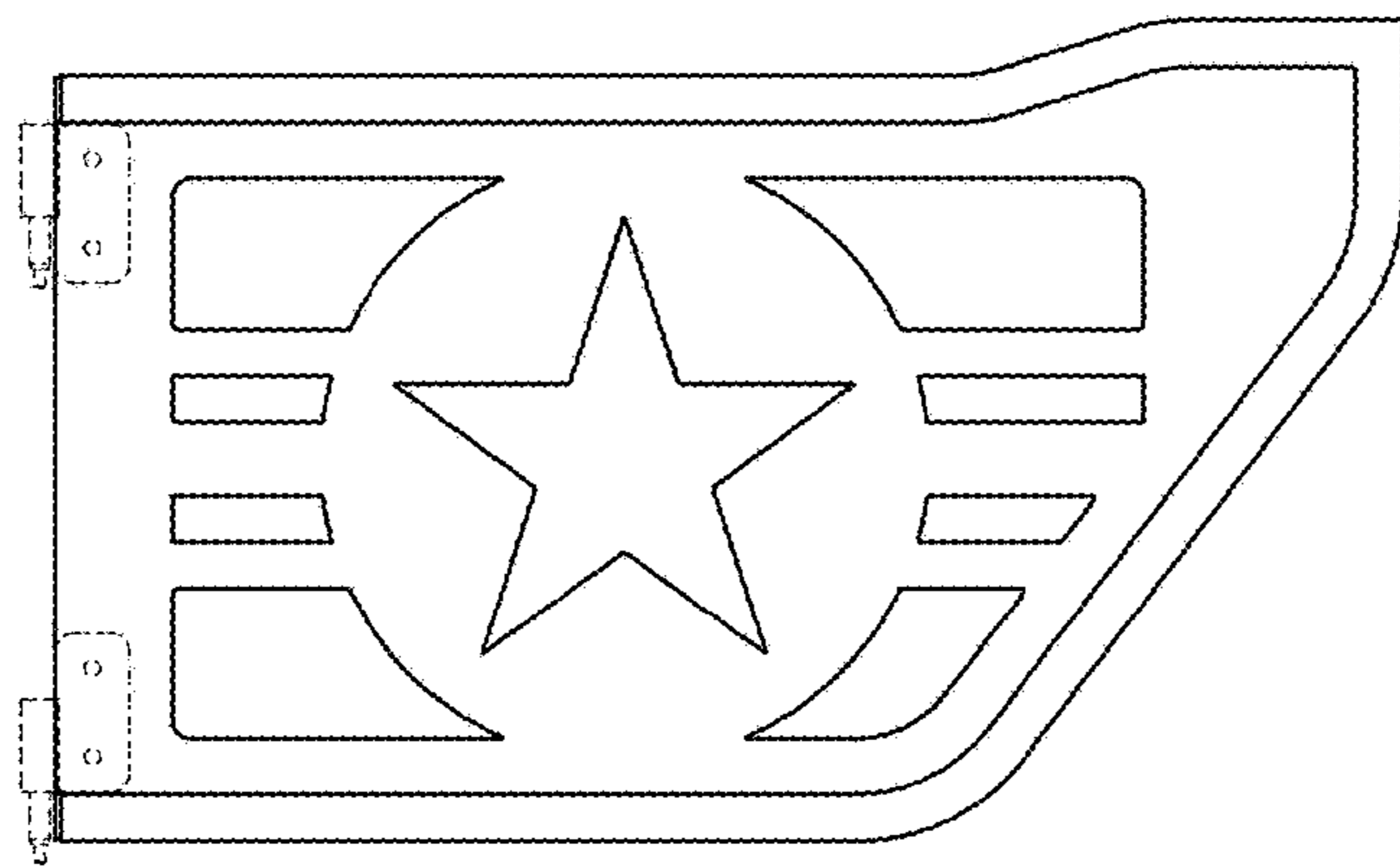


FIG. 9

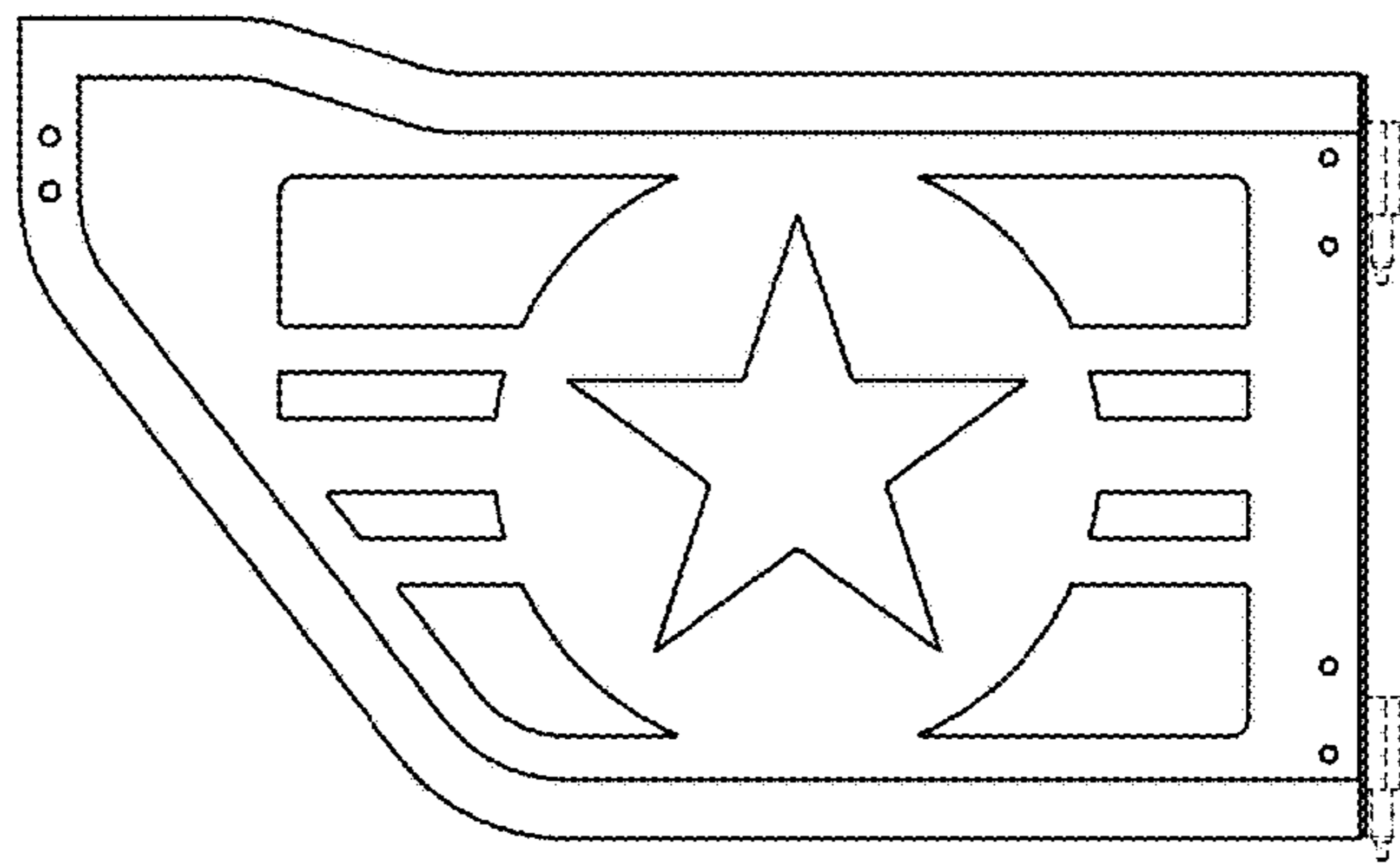


FIG. 10



FIG. 11




FIG. 12




FIG. 13



FIG. 14