

US00D854478S

(12) **United States Design Patent**  
**Yang**

(10) **Patent No.:** **US D854,478 S**  
(45) **Date of Patent:** **\*\* Jul. 23, 2019**

- (54) **DOOR FOR A VEHICLE**
- (71) Applicants: **Warner Science Applications Corp.**,  
Ontario, CA (US); **Paramount**  
**Automotive Restyling Inc.**, Ontario,  
CA (US)
- (72) Inventor: **Mingfa Yang**, Calabasas, CA (US)
- (73) Assignees: **Warner Science Applications Corp.**,  
Ontario, CA (US); **Paramount**  
**Automotive Restyling Inc.**, Ontario,  
CA (US)
- (\*\*) Term: **15 Years**
- (21) Appl. No.: **29/647,937**
- (22) Filed: **May 17, 2018**
- (51) **LOC (11) Cl.** ..... **12-16**
- (52) **U.S. Cl.**  
USPC ..... **D12/196**
- (58) **Field of Classification Search**  
USPC ..... D12/190, 193, 195, 196, 414  
CPC ..... E05B 81/56; E05B 81/80; E05B 65/00;  
E05B 65/06; E05B 65/10; E05B 65/12;  
E05B 79/06; B60J 5/04  
See application file for complete search history.

- (56) **References Cited**  
**U.S. PATENT DOCUMENTS**
- 4,728,143 A \* 3/1988 Tanino ..... B60J 5/04  
296/146.7
- 5,902,004 A \* 5/1999 Waltz ..... B60J 5/0416  
296/146.9
- 7,380,864 B2 \* 6/2008 Guanzon ..... E05B 79/06  
16/412
- 7,530,610 B2 \* 5/2009 Tanimoto ..... E05B 79/06  
292/336.3
- 7,938,472 B2 \* 5/2011 Stalhammar ..... B60J 5/0416  
296/146.5

- 8,020,921 B2 \* 9/2011 Moberg ..... B60J 5/04  
296/146.7
- 8,451,087 B2 \* 5/2013 Krishnan ..... B60J 5/04  
292/221
- 8,579,339 B2 \* 11/2013 Abe ..... E05B 77/44  
292/216
- D715,204 S \* 10/2014 Peltola ..... D12/195
- D716,210 S \* 10/2014 Ishikawa ..... D12/195
- D719,884 S \* 12/2014 Peltola ..... D12/195
- D722,933 S \* 2/2015 Ishikawa ..... D12/195
- 9,290,971 B2 \* 3/2016 Amagai ..... E05B 79/20

(Continued)

*Primary Examiner* — Susan Bennett Hattan  
*Assistant Examiner* — Suzanne E Tisdell  
(74) *Attorney, Agent, or Firm* — Chen Yoshimura LLP

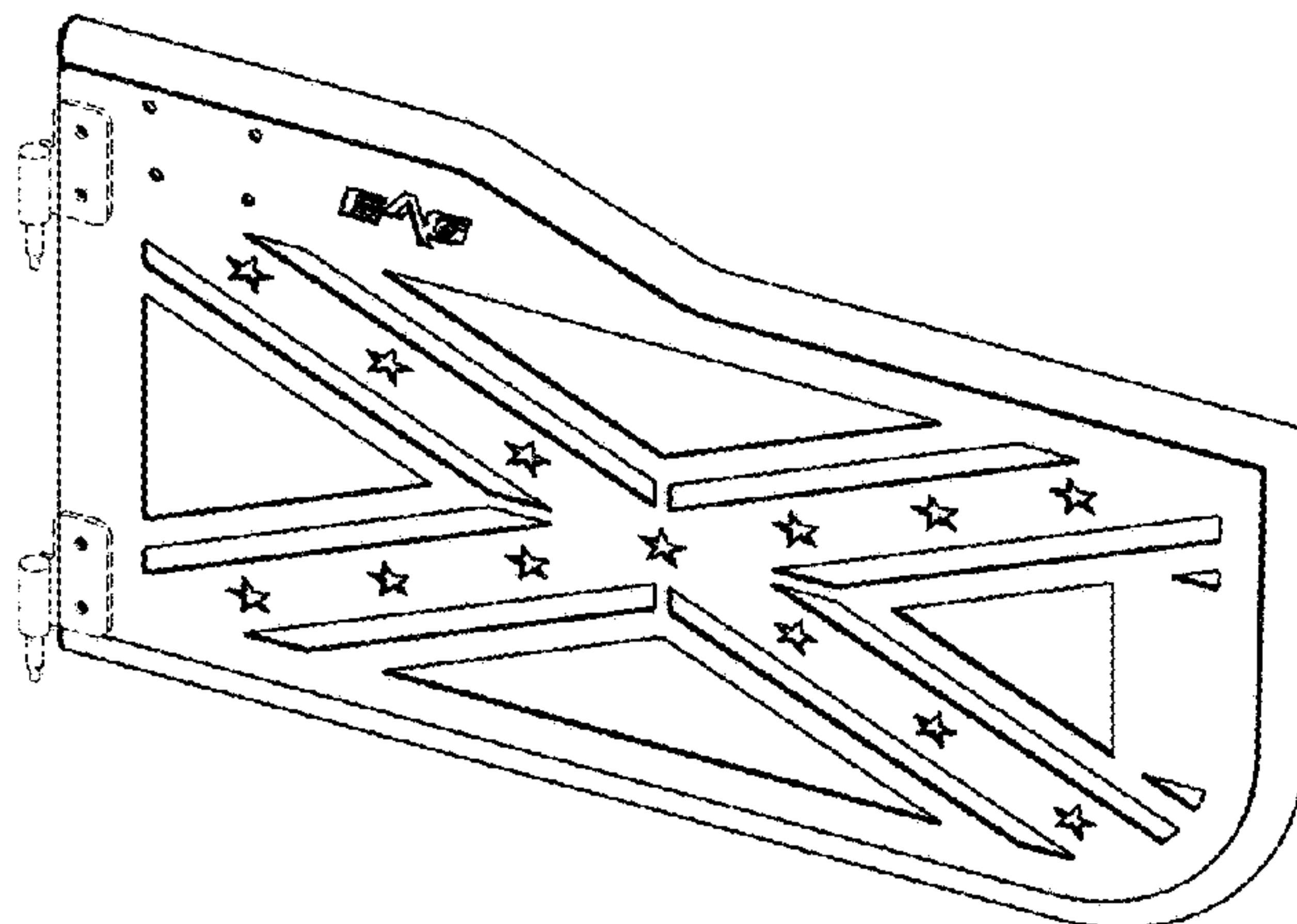
(57) **CLAIM**

The ornamental design for a door for a vehicle, as shown and described.

**DESCRIPTION**

FIG. 1 is a front, top and right side perspective view of a door showing a first embodiment of my new design; FIG. 2 is a front elevational view thereof; FIG. 3 is a rear elevational view thereof; FIG. 4 is a left side elevational view thereof; FIG. 5 is a right side elevational view thereof; FIG. 6 is a top plan view thereof; FIG. 7 is a bottom plan view thereof; FIG. 8 is a front, top and right side perspective view of a door showing a second embodiment of my new design; FIG. 9 is a front elevational view thereof; FIG. 10 is a rear elevational view thereof; FIG. 11 is a left side elevational view thereof; FIG. 12 is a right side elevational view thereof; FIG. 13 is a top plan view thereof; and, FIG. 14 is a bottom plan view thereof. The broken lines showing mounting features for the grille are included for the purpose of illustrating environmental structures, and form no part of the claimed design.

**1 Claim, 14 Drawing Sheets**



(56)

**References Cited**

U.S. PATENT DOCUMENTS

D758,269	S	*	6/2016	Ahn	.....	D12/195
D766,791	S	*	9/2016	Buffery	.....	D12/195
D766,792	S	*	9/2016	Shimizu	.....	D12/195
D768,042	S	*	10/2016	Lee	.....	D12/195
9,469,246	B1	*	10/2016	Gold	.....	B60J 5/04
9,517,727	B2	*	12/2016	Tiboni	.....	B60R 13/0243
D801,899	S	*	11/2017	Watkin	.....	D12/195
D807,267	S	*	1/2018	Higashimori	.....	D12/195
D816,571	S	*	5/2018	Wiedeman	.....	D12/195
D823,760	S	*	7/2018	Sato	.....	D12/195
D831,552	S	*	10/2018	Watkin	.....	D12/195
D835,555	S	*	12/2018	Ray	.....	D12/195
D835,556	S	*	12/2018	Ray	.....	D12/195

\* cited by examiner

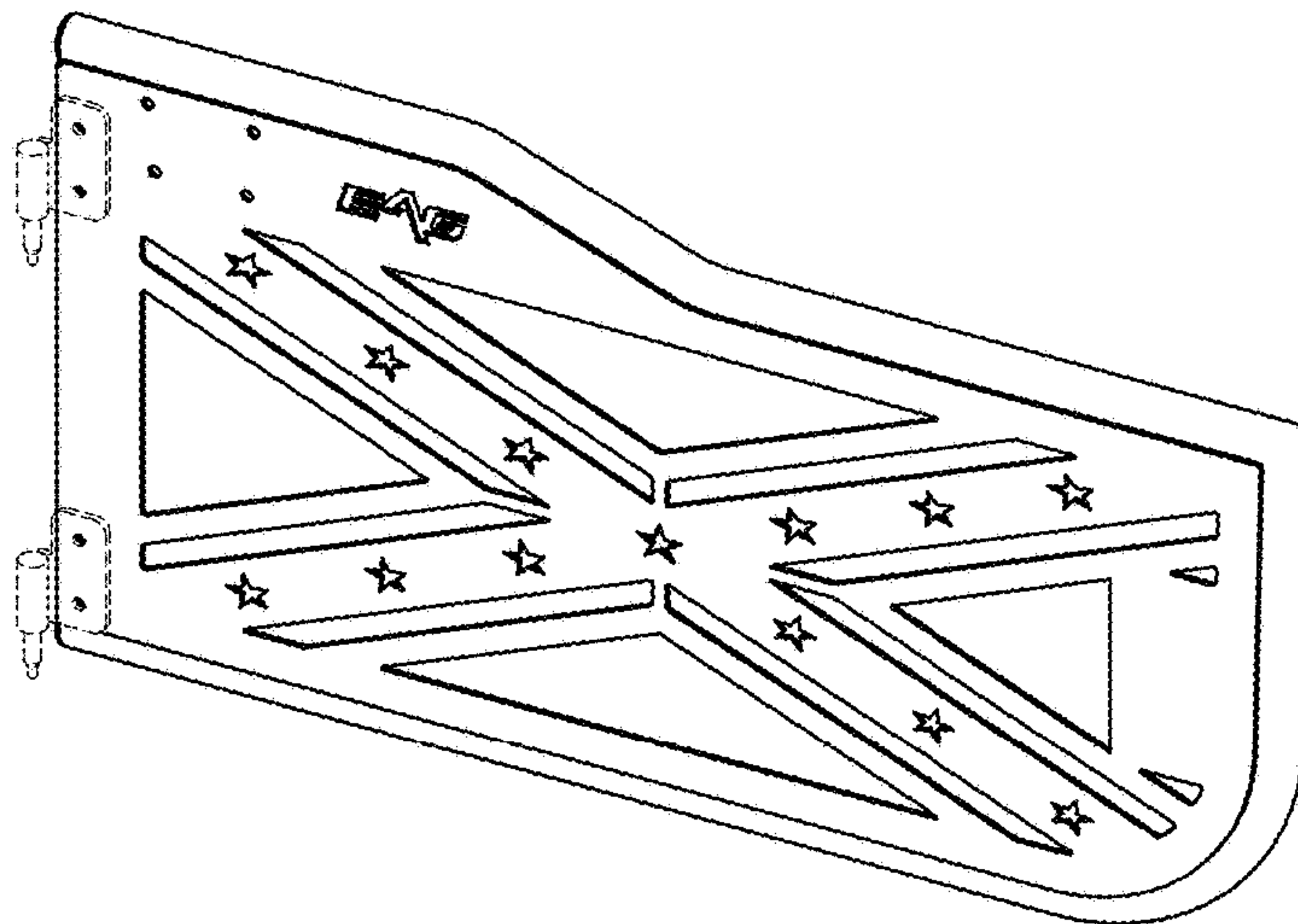


FIG. 1

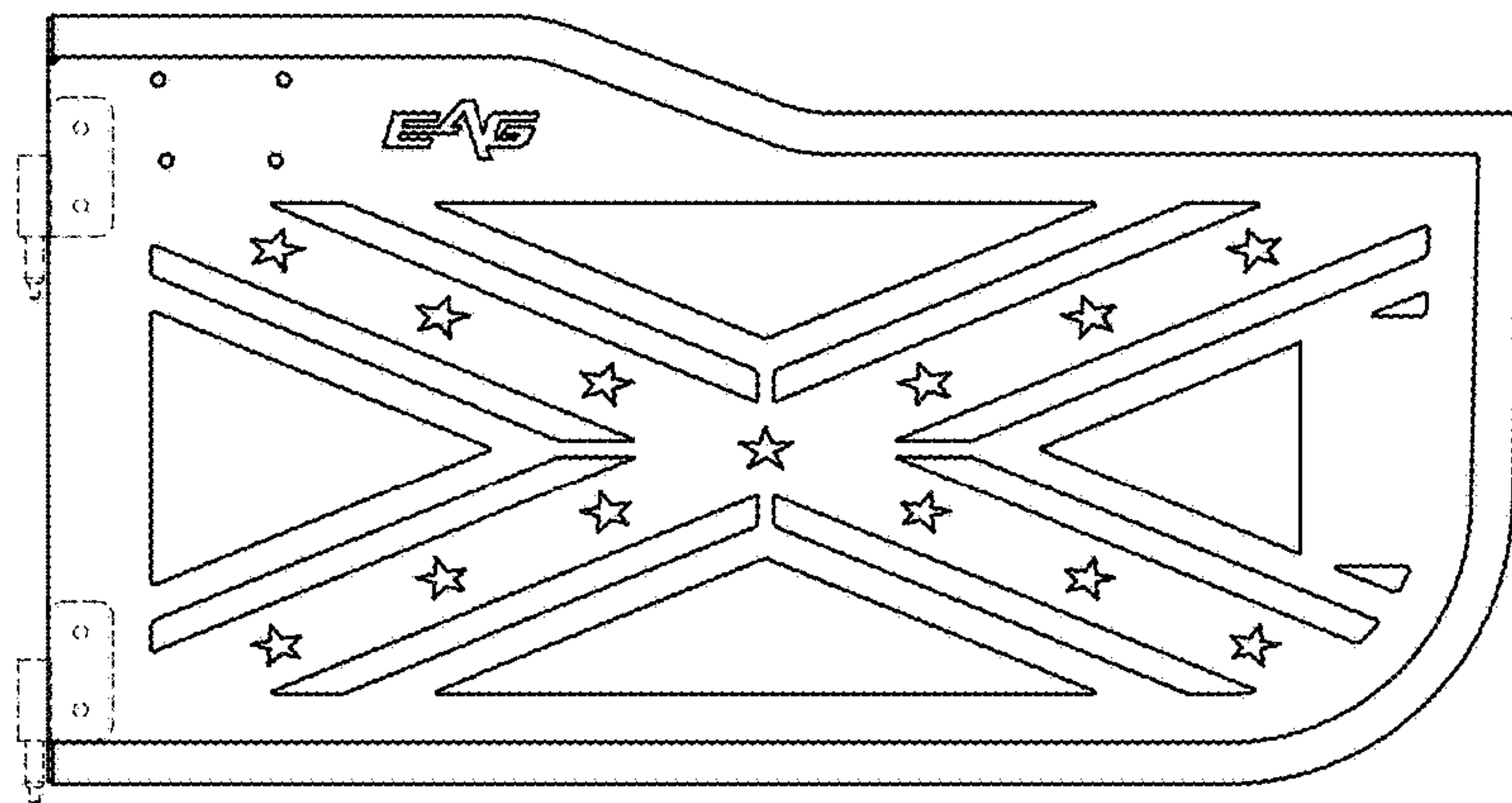


FIG. 2

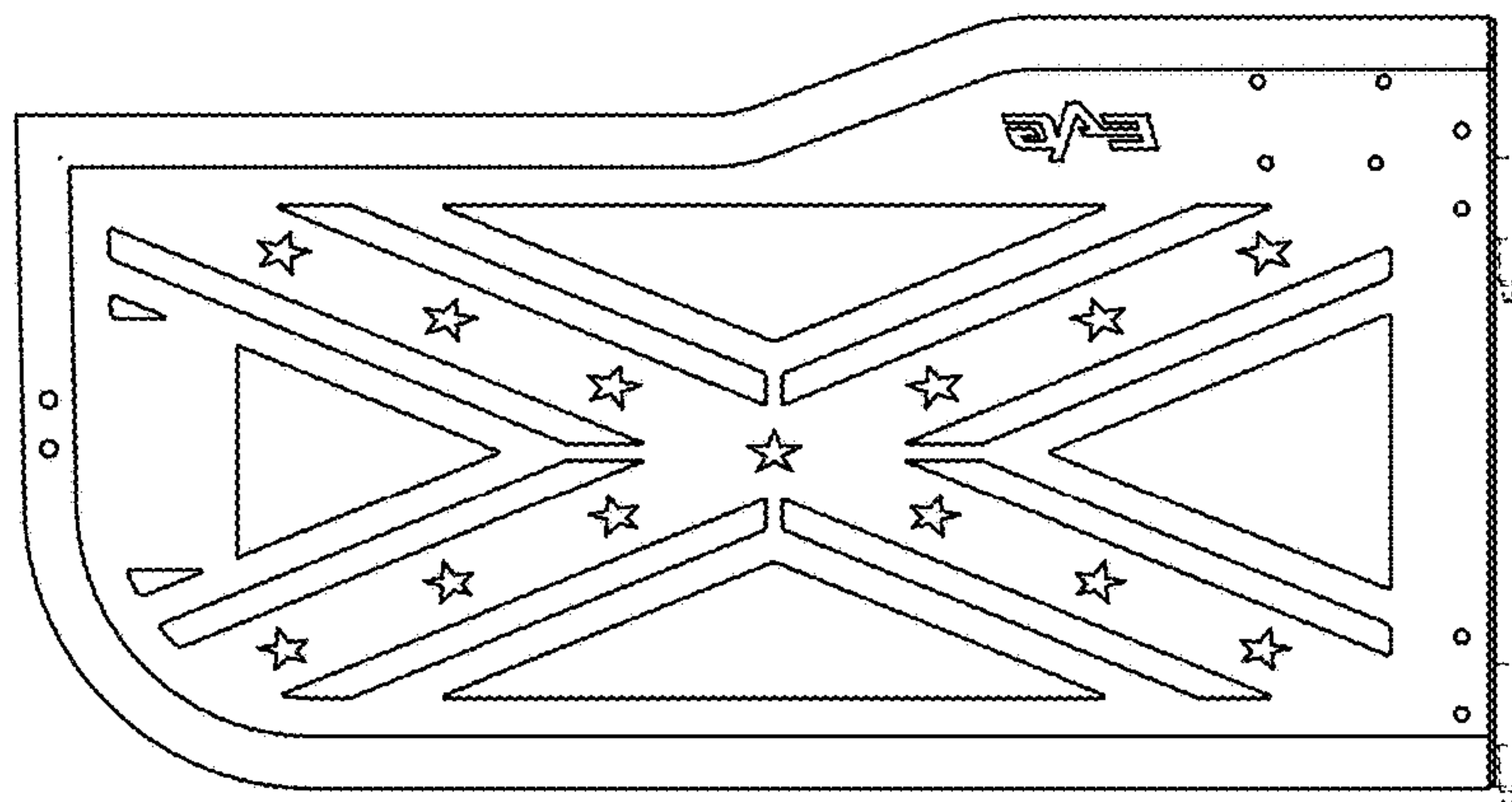


FIG. 3

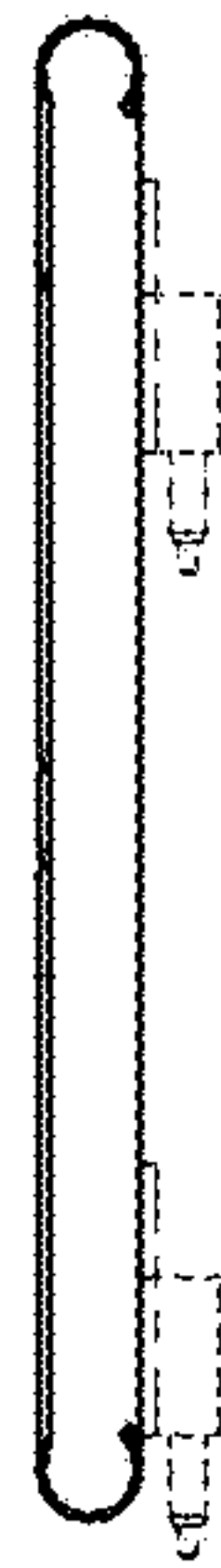


FIG. 4



FIG. 5




FIG. 6






FIG. 7

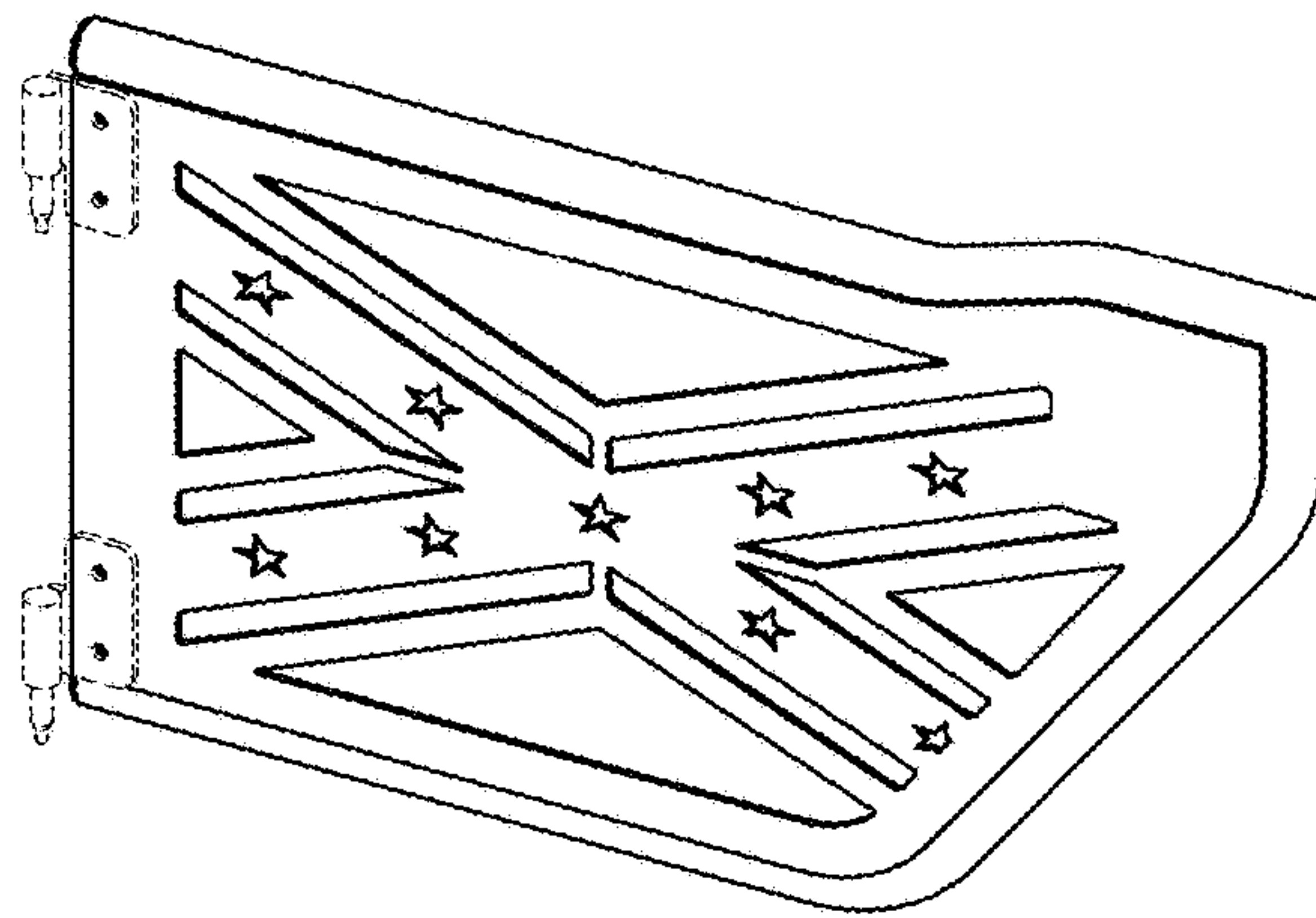


FIG. 8

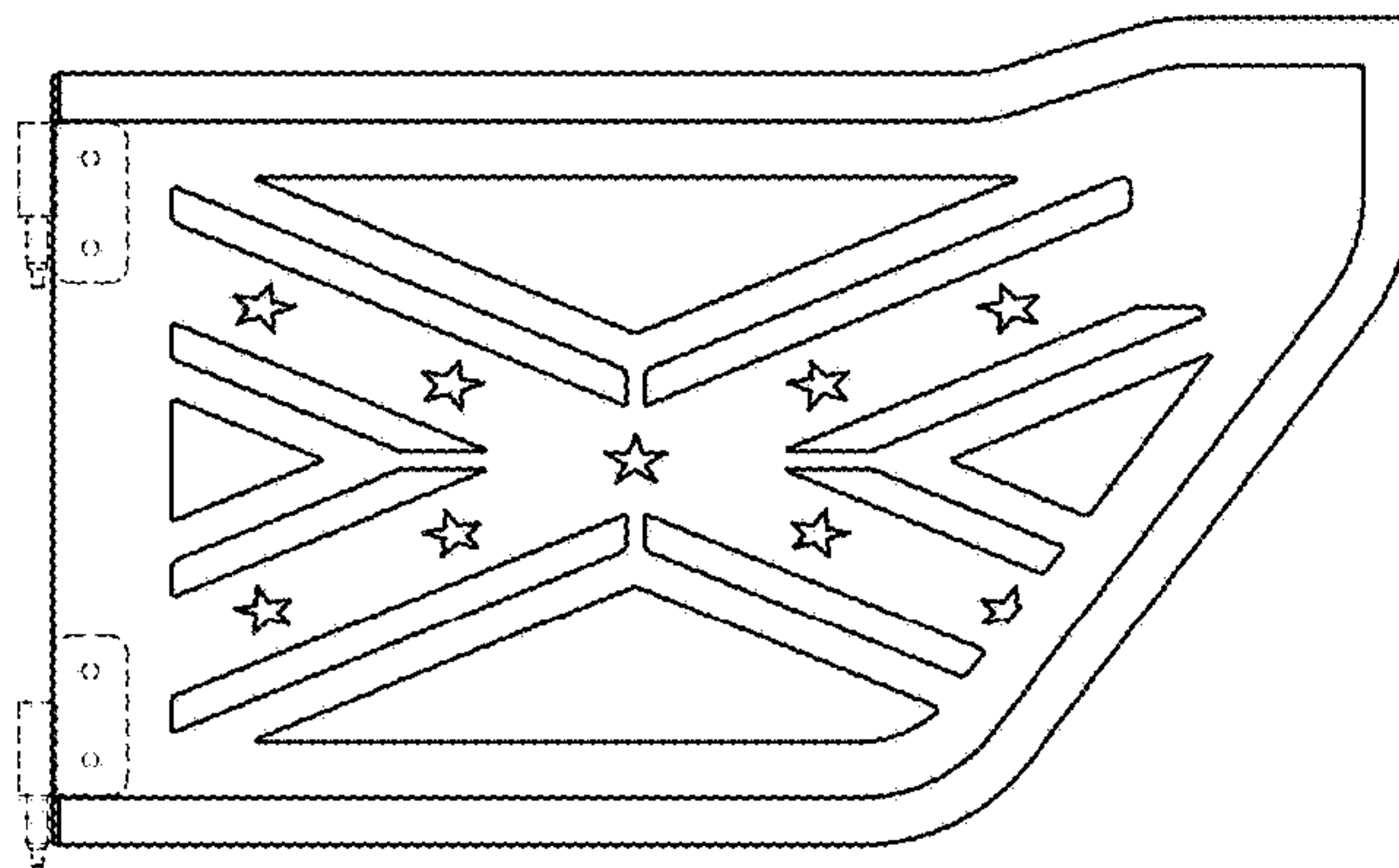


FIG. 9

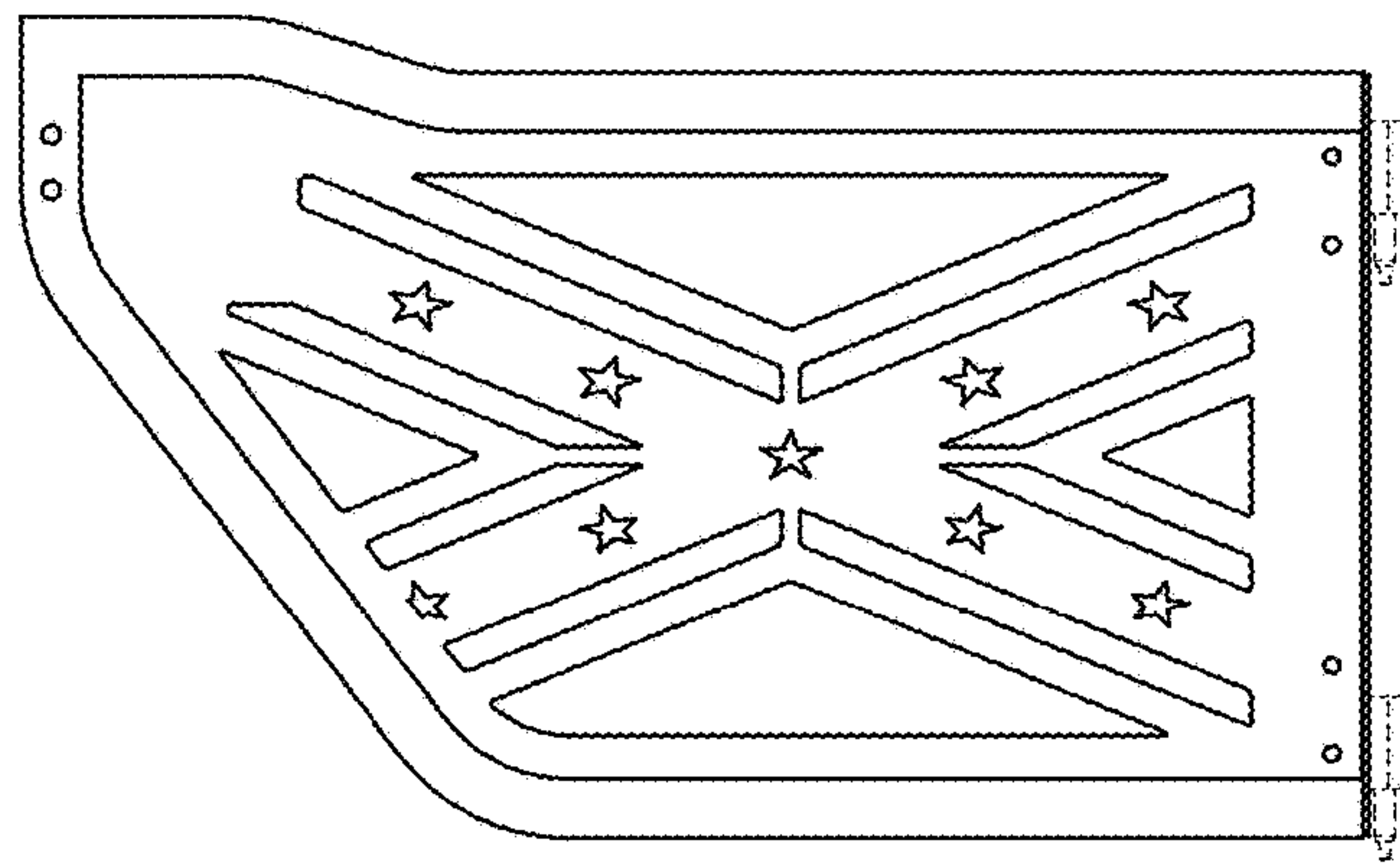


FIG. 10

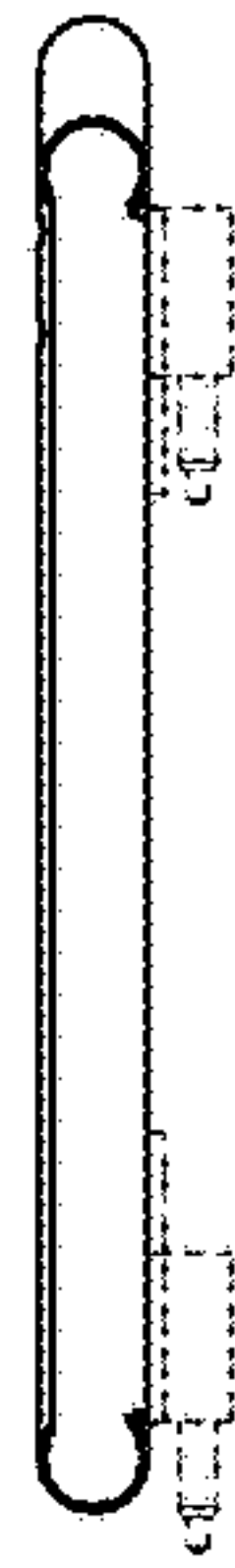


FIG. 11



FIG. 12




FIG. 13

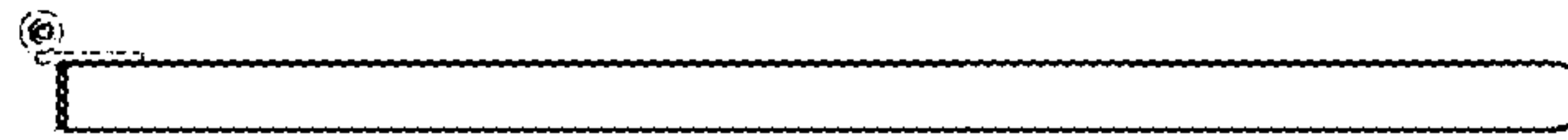


FIG. 14