



US00D854469S

(12) **United States Design Patent** (10) **Patent No.:** **US D854,469 S**  
**Luke et al.** (45) **Date of Patent:** **\*\* Jul. 23, 2019**

(54) **VEHICLE HANDLEBAR**

- (71) Applicant: **Gogoro Inc.**, Hong Kong (CN)
- (72) Inventors: **Hok-Sum Horace Luke**, Mercer Island, WA (US); **Chien-Chih Weng**, New Taipei (TW); **Hsin-Wen Su**, Taipei (TW); **Song-Fu Wang**, Taipei (TW)
- (73) Assignee: **Gogoro Inc.**, Hong Kong (CN)
- (\*\*) Term: **15 Years**
- (21) Appl. No.: **29/565,659**
- (22) Filed: **May 23, 2016**

**Related U.S. Application Data**

- (63) Continuation of application No. 29/508,558, filed on Nov. 7, 2014, now Pat. No. Des. 828,310.
- (51) **LOC (11) Cl.** ..... **12-16**
- (52) **U.S. Cl.**  
USPC ..... **D12/178**
- (58) **Field of Classification Search**  
USPC ..... D12/111, 114, 178; D8/303  
CPC .... B60W 10/06; B60W 10/20; B60W 30/182;  
B60W 50/082; B60K 37/06; G06F 3/0482  
See application file for complete search history.

(56) **References Cited**

**U.S. PATENT DOCUMENTS**

- D30,281 S 2/1899 Stetler
  - 4,193,318 A 3/1980 Golobay
  - D273,775 S \* 5/1984 Aker ..... D12/114
- (Continued)

**FOREIGN PATENT DOCUMENTS**

- CN 302456259 S 6/2013
  - CN 302517506 S 7/2013
- (Continued)

**OTHER PUBLICATIONS**

Schwartz, Ariel. "This Startup Wants To Turn Your City Into An Electric Scooter." Fast Company., Jan. 5, 2015 [online], [retrieved on Jan. 19, 2018]. Retrieved from the Internet <URL: <https://www.fastcompany.com/3040273/this-startup-wants-to-turn-your-city-into-an-electric-scooter-heaven>> (Year: 2015).\*

(Continued)

*Primary Examiner* — Darlington Ly  
(74) *Attorney, Agent, or Firm* — Perkins Coie LLP

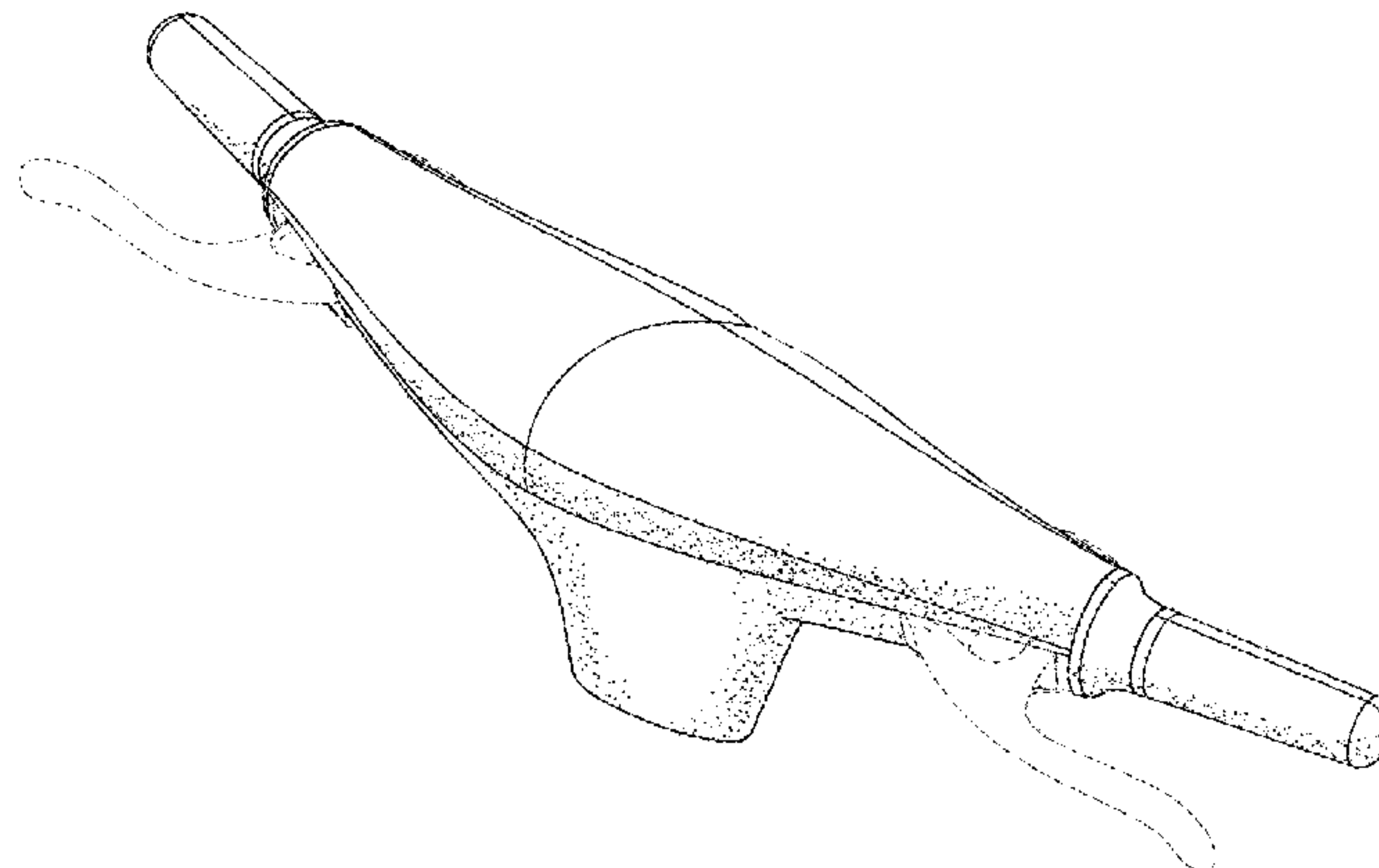
(57) **CLAIM**

The ornamental design for a vehicle handlebar, as shown and described.

**DESCRIPTION**

FIG. 1 is a front perspective of an embodiment of a vehicle handlebar showing our new design;  
 FIG. 2 is a rear perspective view thereof;  
 FIG. 3 is a front elevation view thereof;  
 FIG. 4 is a rear elevation view thereof;  
 FIG. 5 is a right side elevation view thereof;  
 FIG. 6 is a left side elevation view thereof;  
 FIG. 7 is a top plan view thereof; and  
 FIG. 8 is a bottom plan view thereof.  
 FIG. 9 is a front perspective view of an alternate embodiment of a vehicle handlebar showing our new design;  
 FIG. 10 is a rear perspective view thereof;  
 FIG. 11 is a front elevation view thereof;  
 FIG. 12 is a rear elevation view thereof;  
 FIG. 13 is a right side elevation view thereof;  
 FIG. 14 is a left side elevation view thereof;  
 FIG. 15 is a top plan view thereof; and,  
 FIG. 16 is a bottom plan view thereof.  
 The broken lines in the drawings illustrate portions of the vehicle handlebar that form no part of the claimed design.

**1 Claim, 14 Drawing Sheets**



(56)

References Cited

U.S. PATENT DOCUMENTS

D276,151 S 10/1984 Vitaloni  
 D276,694 S 12/1984 Benedict  
 4,536,005 A 8/1985 Tanaka et al.  
 4,715,465 A 12/1987 Takahashi et al.  
 4,719,983 A 1/1988 Bruzzone  
 4,800,980 A 1/1989 Hideo et al.  
 4,903,799 A 2/1990 Romano  
 D314,166 S 1/1991 Shively et al.  
 5,269,196 A \* 12/1993 Rafac ..... B62K 21/12  
 280/281.1  
 D361,741 S 8/1995 Sofue et al.  
 D367,633 S 3/1996 Monette et al.  
 D372,893 S \* 8/1996 Harris ..... D12/178  
 5,778,729 A 7/1998 Tsai  
 D399,174 S 10/1998 Takeshita et al.  
 5,887,486 A 3/1999 Lin et al.  
 D419,123 S \* 1/2000 Okuda ..... D12/114  
 D420,561 S 2/2000 Kunkler  
 6,035,742 A 3/2000 Hollingsworth et al.  
 D425,463 S \* 5/2000 Clarkson ..... D12/178  
 D429,198 S \* 8/2000 Sueiro ..... D12/178  
 6,101,895 A 8/2000 Yamane  
 D442,529 S 5/2001 Terasawa  
 D448,331 S \* 9/2001 Solberg ..... D12/178  
 6,393,935 B1 5/2002 Chen  
 D473,830 S 4/2003 Ito et al.  
 D480,661 S 10/2003 Kawawa et al.  
 D490,750 S 6/2004 Hoshino  
 D499,055 S \* 11/2004 Chiang ..... D12/178  
 D503,908 S 4/2005 Tomomatsu et al.  
 D514,987 S 2/2006 Hsiao  
 D518,001 S 3/2006 Chen  
 D526,185 S 4/2006 Hung  
 D523,534 S 6/2006 Fritz  
 D529,415 S 10/2006 Shimada et al.  
 D532,873 S 11/2006 Soriano  
 D537,386 S 2/2007 Mizuta et al.  
 D537,756 S 3/2007 Kitayama et al.  
 D537,795 S 3/2007 Chen  
 7,219,573 B2 5/2007 Dal Pra'  
 D547,158 S 7/2007 Bodum  
 D567,623 S 4/2008 Lehmann  
 D570,856 S 6/2008 Forester  
 D574,300 S 8/2008 Kitayama et al.  
 D576,959 S 9/2008 Aldape et al.  
 7,424,863 B2 9/2008 Tsai  
 D600,685 S 9/2009 Gartrell  
 D601,401 S 10/2009 Neidich  
 D602,402 S 10/2009 Takahashi et al.  
 D610,490 S 2/2010 Wong  
 D622,782 S 8/2010 Chudek et al.  
 7,793,565 B2 9/2010 Orrico et al.  
 D629,721 S 12/2010 Takeno et al.  
 D634,748 S 3/2011 Lam et al.  
 D644,961 S 9/2011 Watanabe et al.  
 D654,402 S 2/2012 Lambri et al.  
 D654,411 S \* 2/2012 Alt ..... D12/178  
 D655,790 S 3/2012 Kwok  
 D657,722 S 4/2012 Lambri et al.  
 8,166,845 B2 5/2012 Liu  
 D662,860 S 7/2012 Devernay et al.  
 D668,194 S 10/2012 Zimmerman  
 D670,205 S 11/2012 Takakuwa et al.

D678,128 S 3/2013 Lambri et al.  
 D678,129 S 3/2013 Kubota et al.  
 D680,042 S 4/2013 Owyang  
 D683,707 S 6/2013 Williamson et al.  
 D686,169 S 7/2013 Wisniewski et al.  
 D690,614 S 10/2013 Mascadri et al.  
 D691,527 S \* 10/2013 Thorpe ..... D12/178  
 D697,849 S 1/2014 Tanaka et al.  
 D697,851 S 1/2014 Woo et al.  
 D697,862 S 1/2014 Nemeth et al.  
 D699,171 S 2/2014 Matsuo  
 D704,608 S 5/2014 Kanda et al.  
 D705,142 S 5/2014 Yamamoto et al.  
 D705,143 S 5/2014 Kawashima et al.  
 D705,144 S 5/2014 Ishikawa et al.  
 D705,145 S 5/2014 Mangan et al.  
 D705,146 S 5/2014 Takagi et al.  
 D705,711 S 5/2014 Yamamoto  
 D721,255 S 1/2015 Lee  
 D721,995 S 2/2015 Johansson  
 D726,076 S 4/2015 Arai et al.  
 D730,147 S 5/2015 Wu  
 D738,276 S \* 9/2015 Arbour ..... D12/178  
 D777,625 S \* 1/2017 Chang ..... D12/178  
 2002/0078789 A1 6/2002 Chen  
 2005/0077159 A1 4/2005 Min  
 2010/0269622 A1 10/2010 Liu  
 2012/0239248 A1 \* 9/2012 Bobbitt ..... G08G 1/127  
 701/36  
 2015/0336628 A1 11/2015 Miyazaki et al.

FOREIGN PATENT DOCUMENTS

TW D114554 12/2006  
 TW D141327 S1 7/2011  
 TW D151616 S1 2/2013  
 TW D159112 S 3/2014  
 TW D160979 S 6/2014  
 TW D176341 S 6/2016

OTHER PUBLICATIONS

Tweedie, Steven. "This Beautiful 'Tesla Of Scooters' Has No Charging Cord." Business Insider., Jan. 8, 2015 [online], [retrieved on Jan. 19, 2018]. Retrieved from the Internet <URL: <http://www.businessinsider.com/gogoro-the-the-tesla-of-scooters-2015-1>> (Year: 2015).\*

Luke et al., "Vehicle Handlebar and Components of Vehicle Handlebar," Office Action dated Sep. 6, 2016, for U.S. Appl. No. 29/508,558, 10 pages.

Weng et al., "Vehicle Handlebar Lever," Office Action dated Sep. 21, 2016 for U.S. Appl. No. 29/508,551, 10 pages.

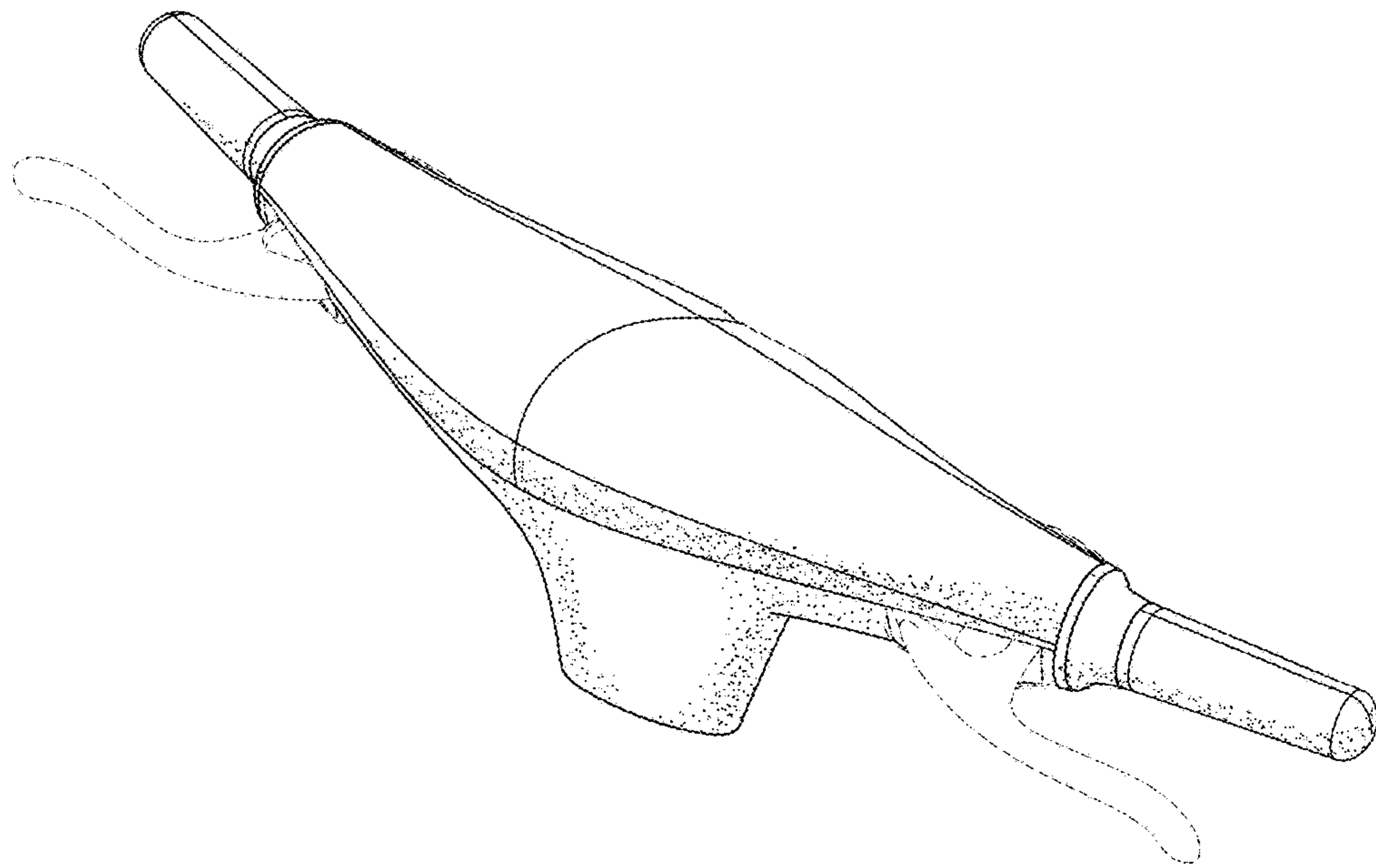
Taiwanese Office Action dated Dec. 15, 2015, for corresponding TW Application No. 104303657, with English Translation, 10 pages.

Taiwanese Office Action dated Jul. 7, 2015, for corresponding TW Application No. 103306718, with English Translation, 7 pages.

Taiwanese Office Action with English Translation dated Jun. 11, 2015, for corresponding TW Application No. 103306726, 6 pages.

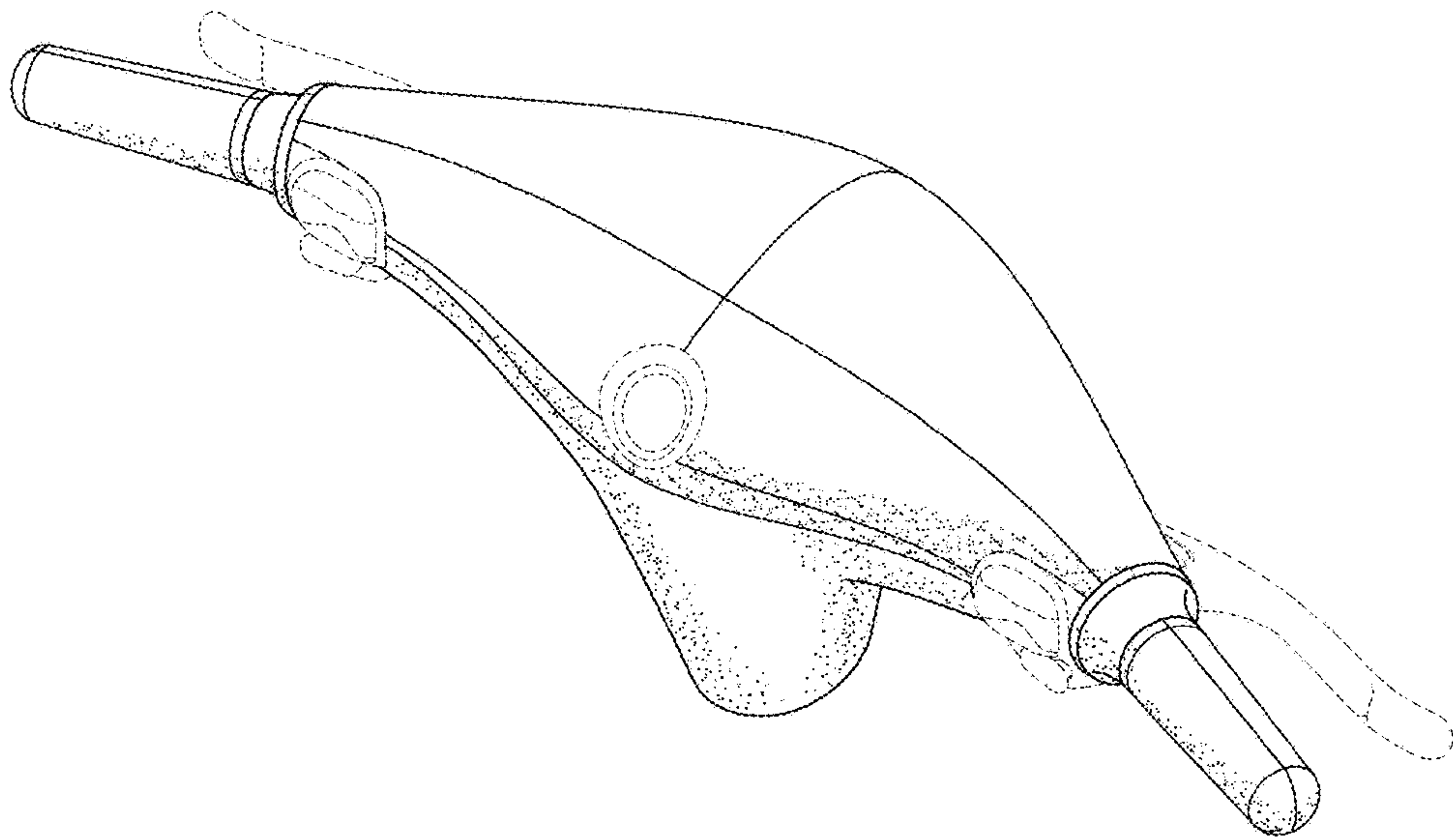
Taiwanese Office Action with English Translation dated Apr. 9, 2015, for corresponding TW Application No. 103306720, 5 pages.

\* cited by examiner



*Fig. 1*





*Fig. 2*

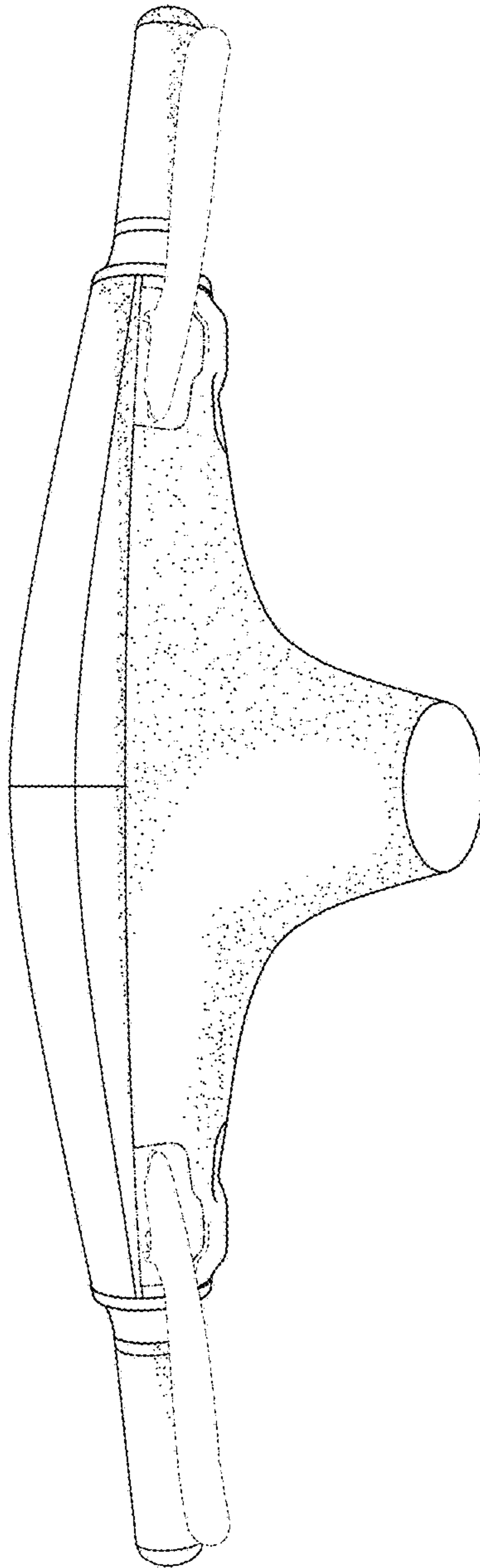


Fig. 3

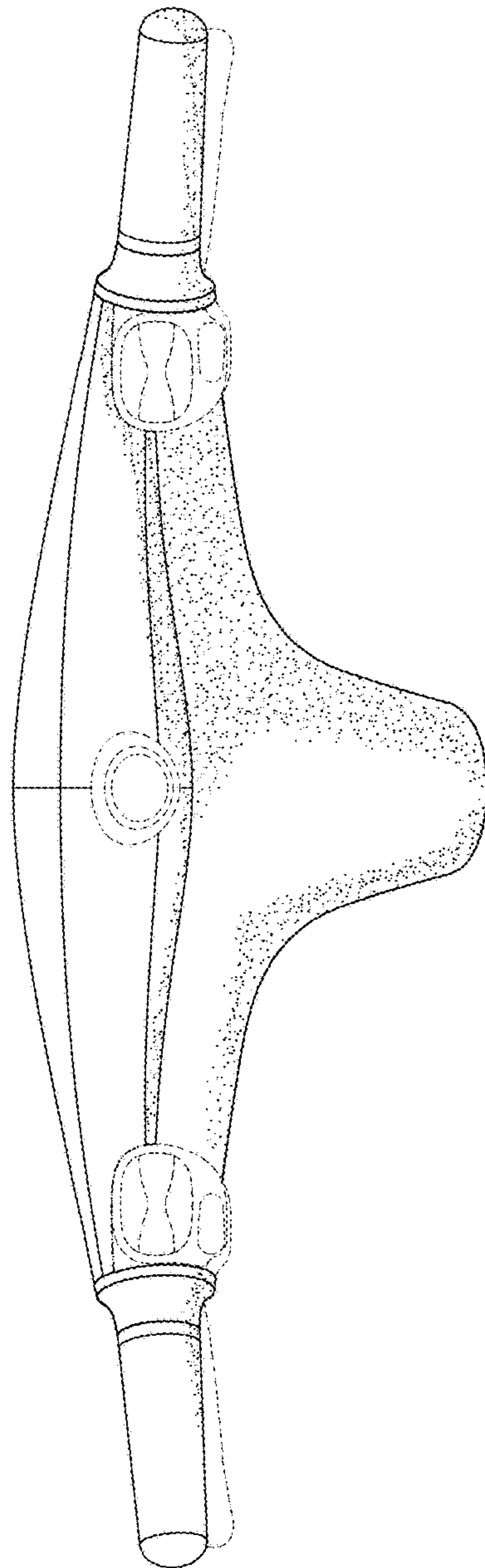
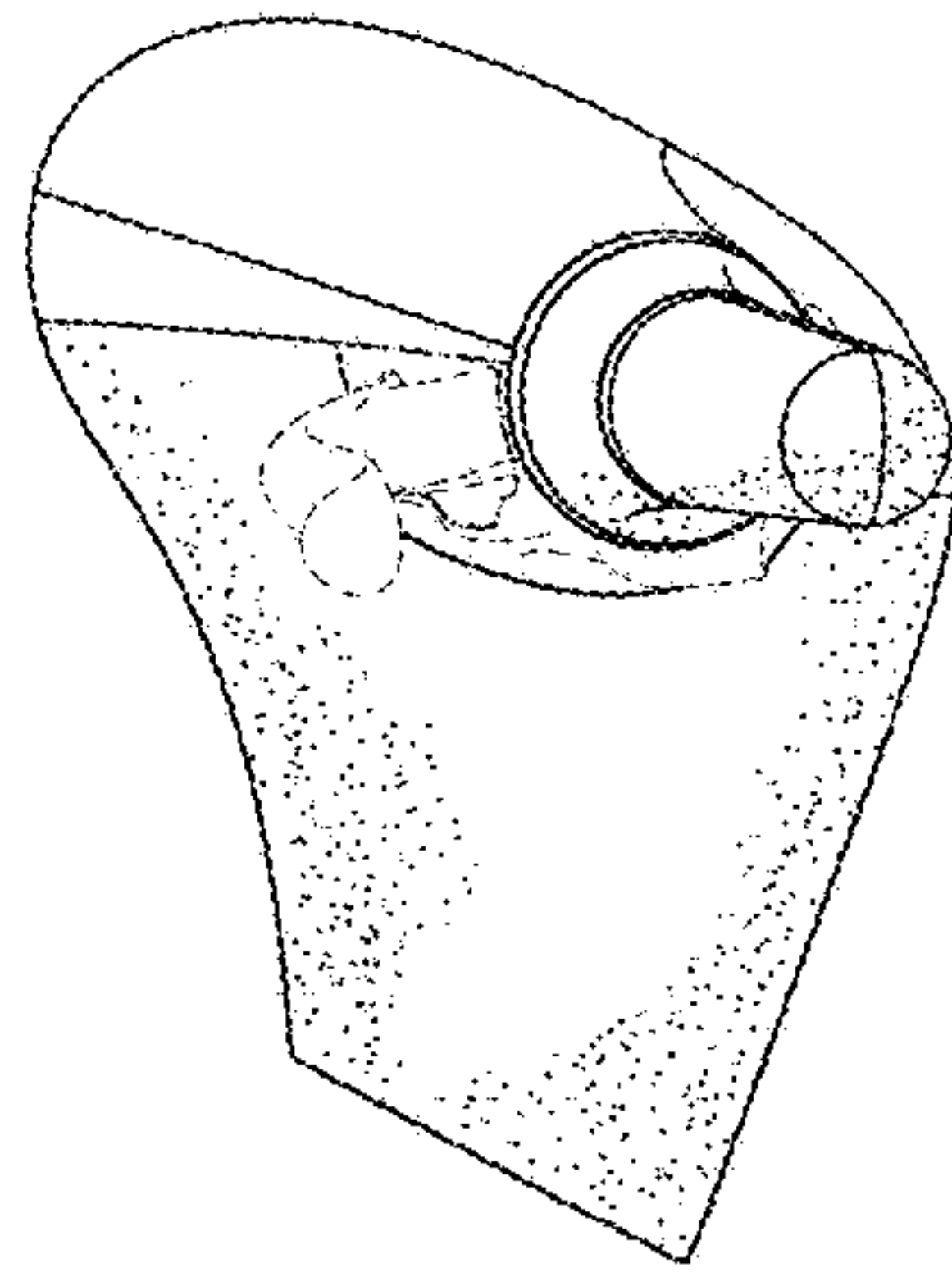
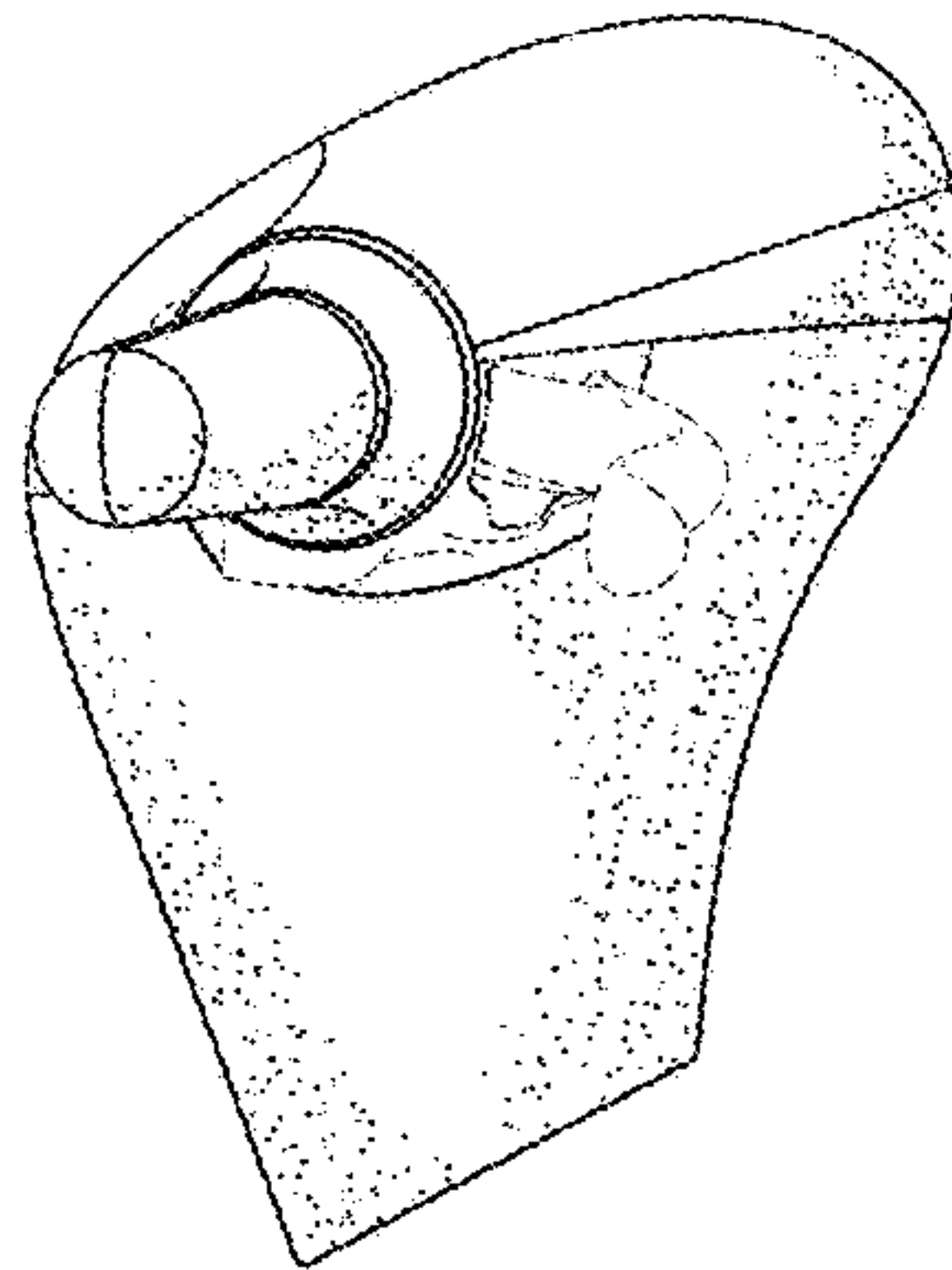


Fig. 4



*Fig. 5*



*Fig. 6*

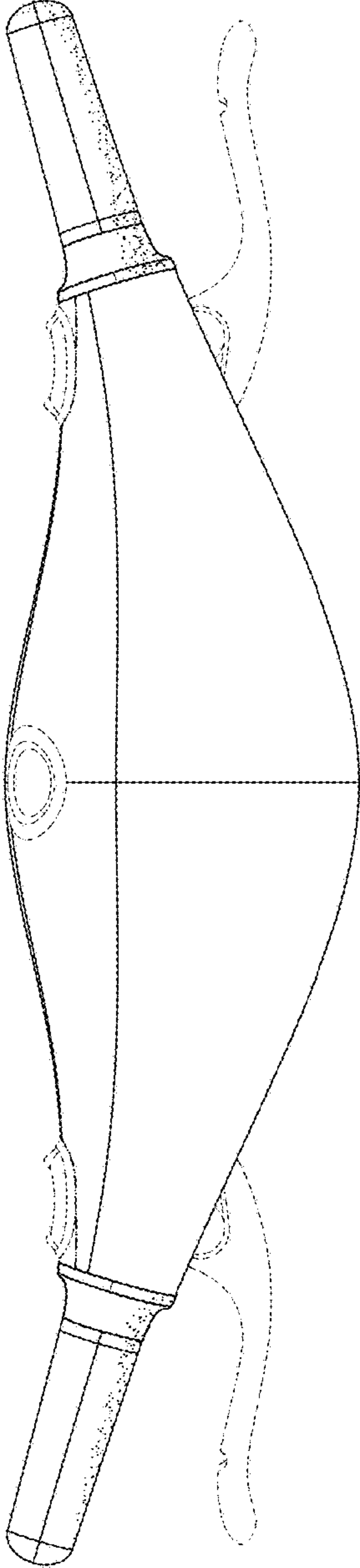


Fig. 7



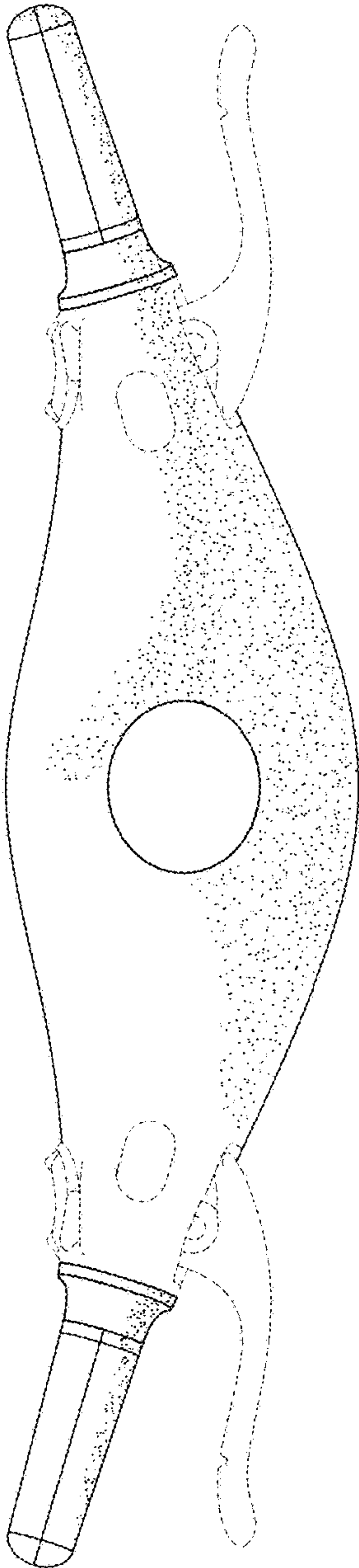
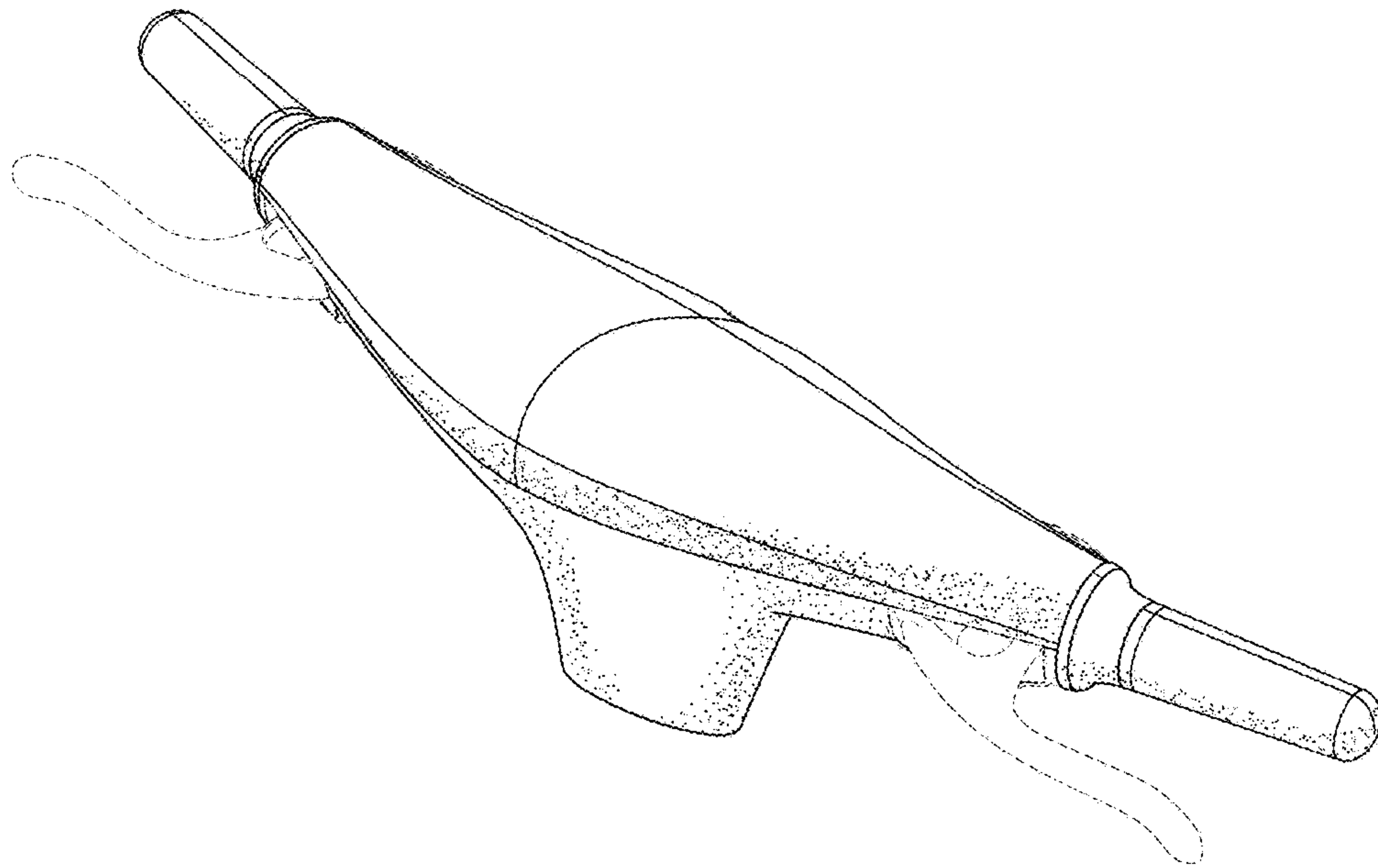
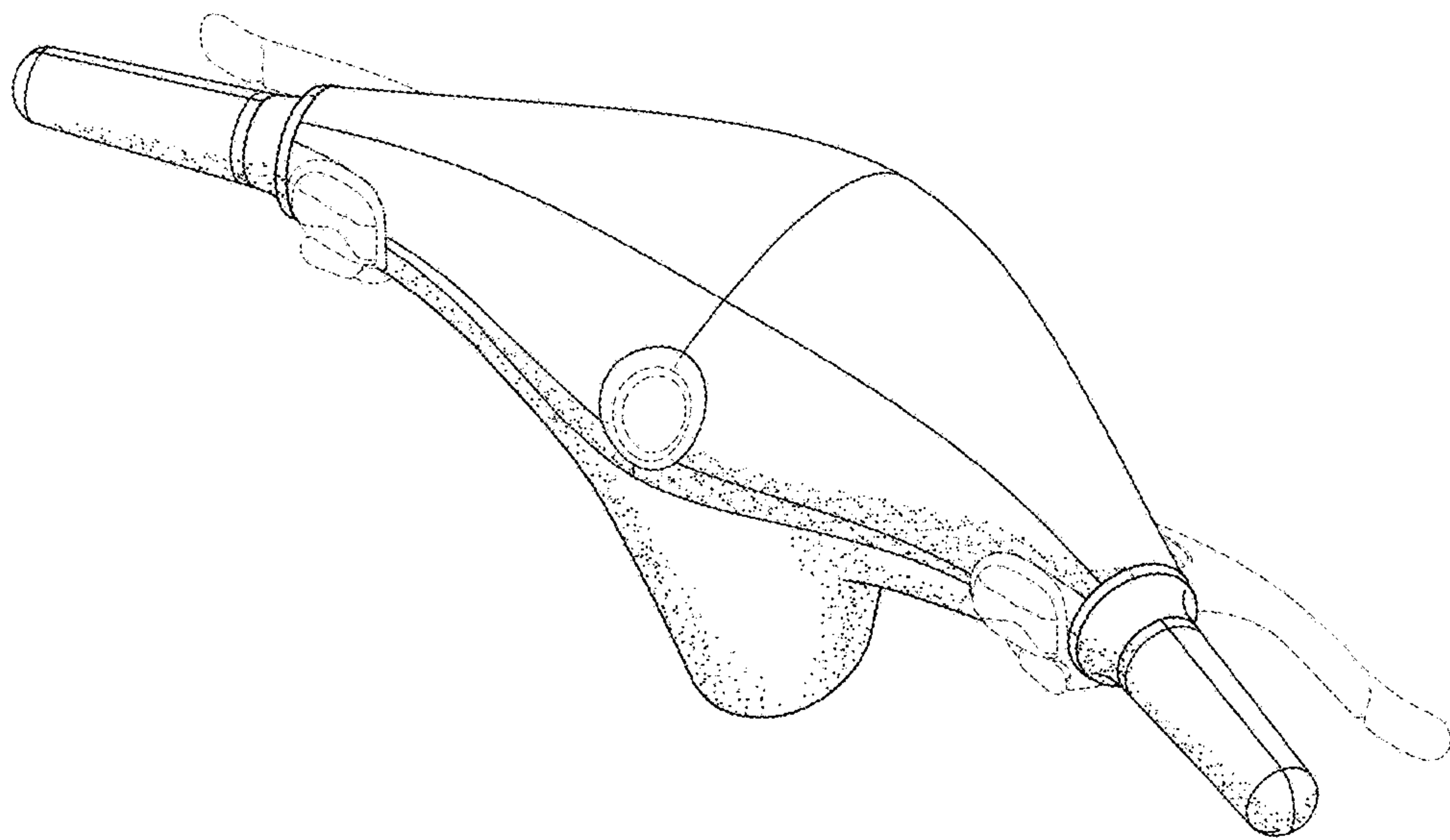


Fig. 8



*Fig. 9*



*Fig. 10*

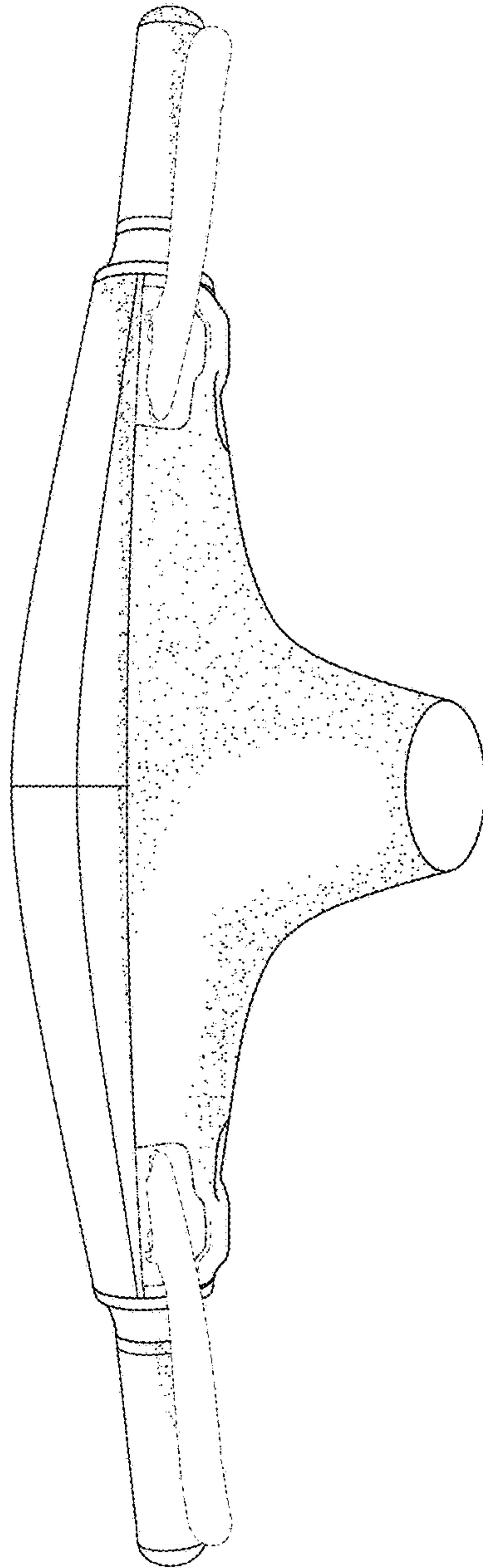


Fig. 11

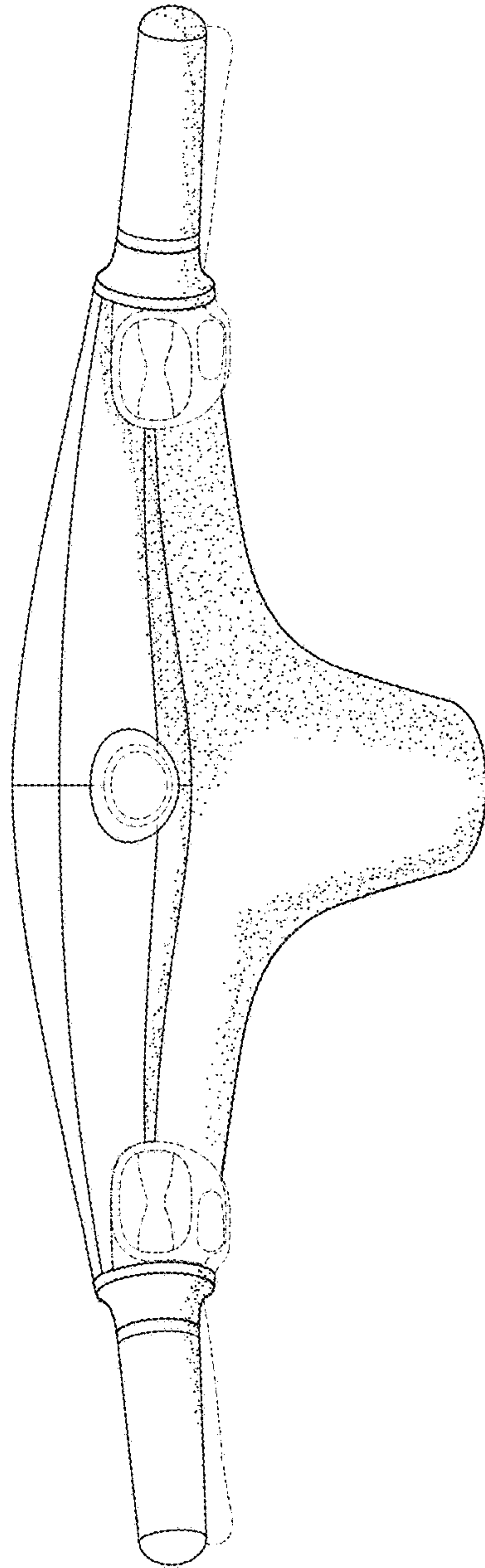
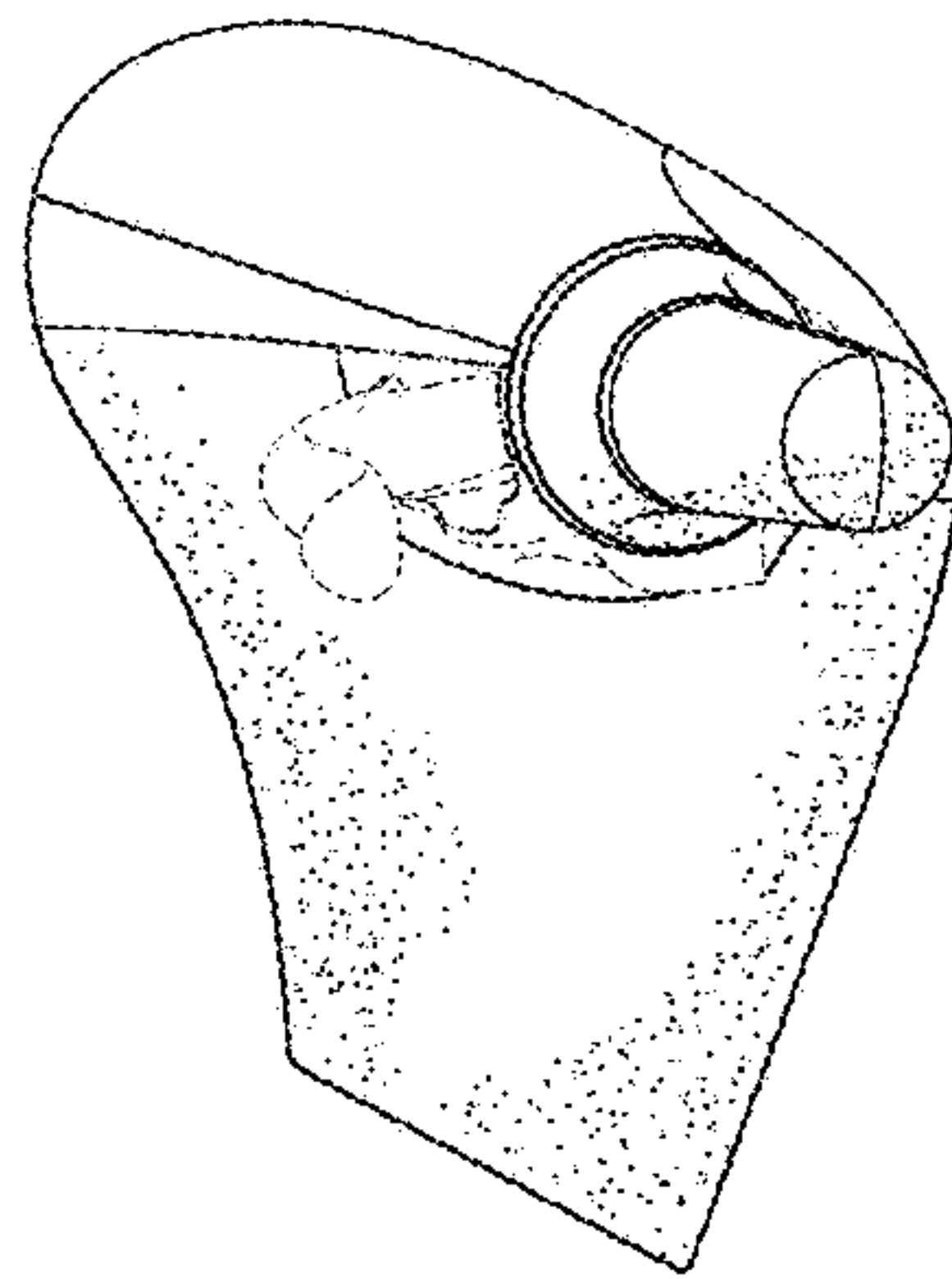
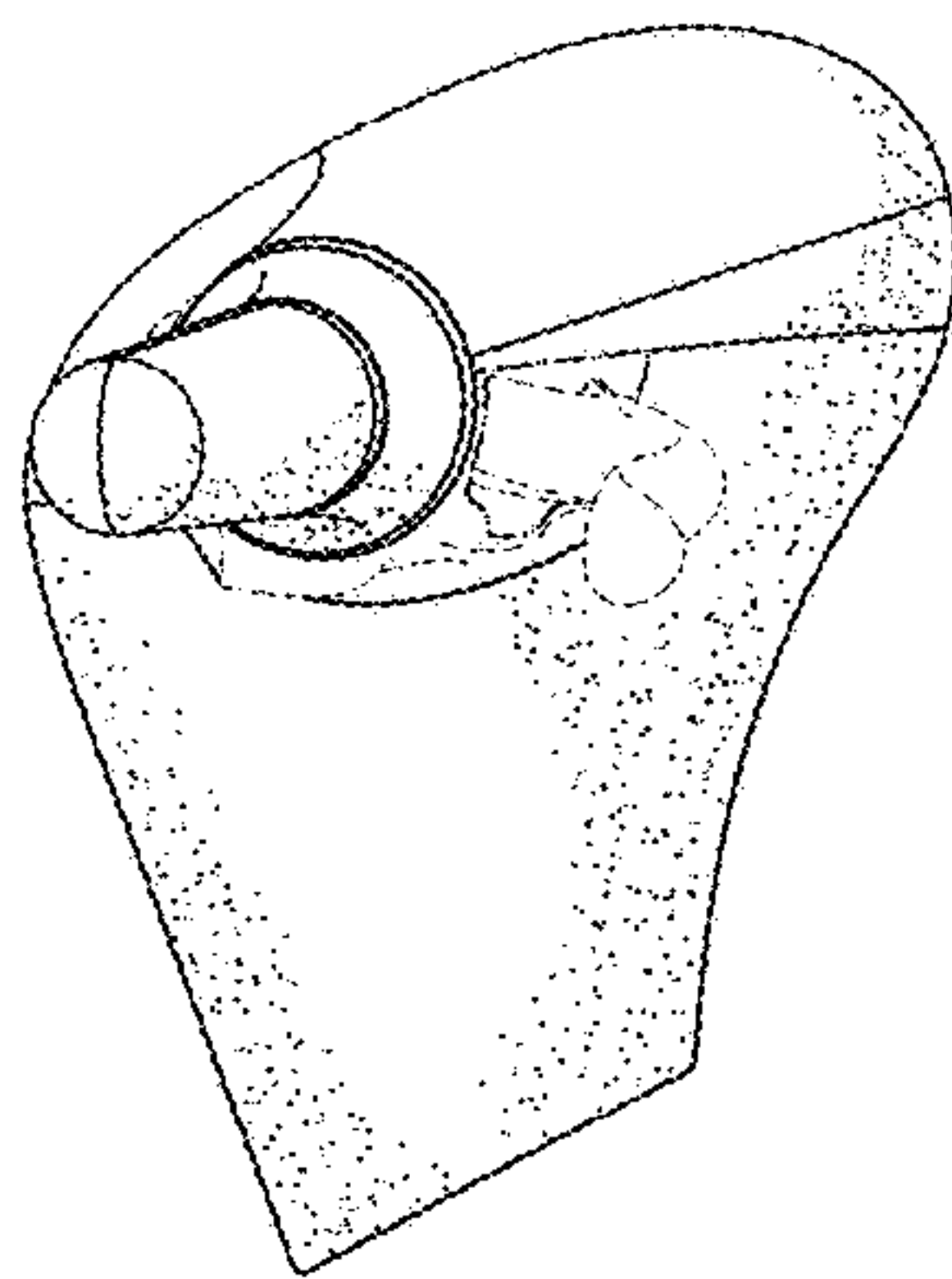


Fig. 12





*Fig. 13*



*Fig. 14*

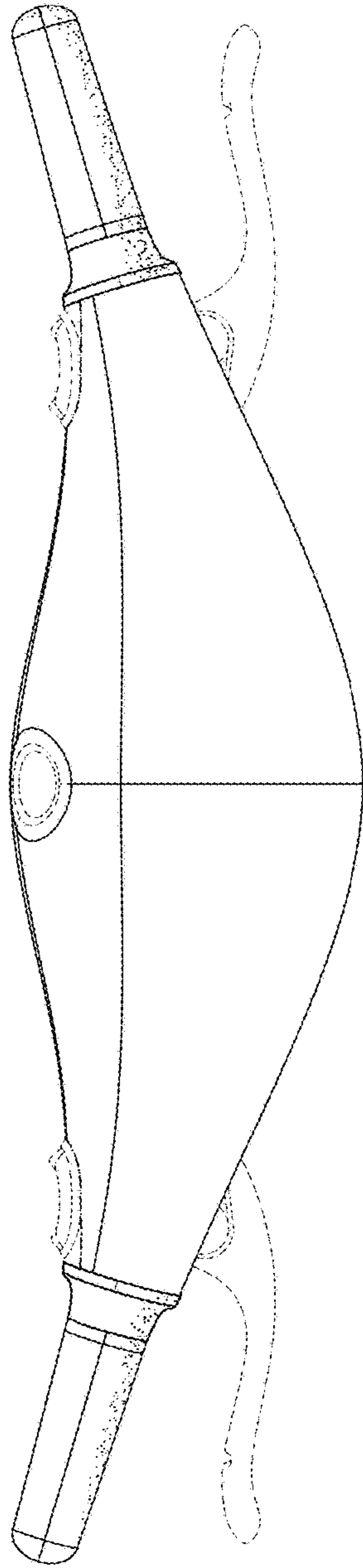


Fig. 15

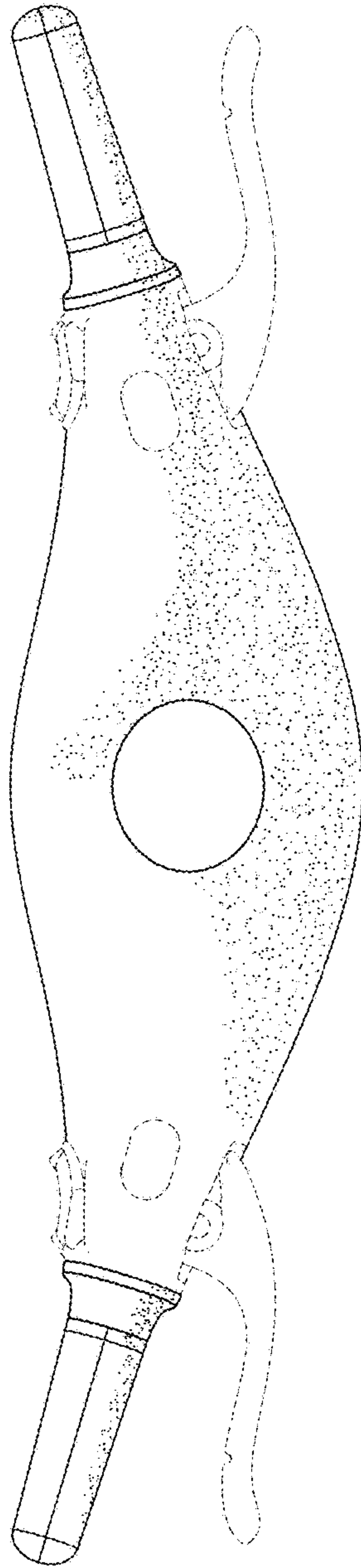


Fig. 16