



US00D854446S

(12) **United States Design Patent**  
**LaRocque**

(10) **Patent No.:** **US D854,446 S**  
(45) **Date of Patent:** **\*\* Jul. 23, 2019**

- (54) **GARDEN TRAY**
- (71) Applicant: **Raymond S. LaRocque**, Westerly, RI (US)
- (72) Inventor: **Raymond S. LaRocque**, Westerly, RI (US)
- (\*\*) Term: **15 Years**
- (21) Appl. No.: **29/636,586**
- (22) Filed: **Feb. 9, 2018**
- (51) **LOC (11) Cl.** ..... **11-02**
- (52) **U.S. Cl.**  
USPC ..... **D11/155**
- (58) **Field of Classification Search**  
USPC ..... D3/304, 313; D6/405-408, 556-558, D6/675, 675.1, 691; D9/428, 549; D11/143-156, 164; D19/92  
CPC . A01G 9/00; A01G 9/02; A01G 9/021; A01G 9/022; A01G 9/029; A01G 9/0293; A01G 9/042; A47G 7/00; A47G 7/02; A47G 7/06; A47G 7/08  
See application file for complete search history.

3,734,279	A *	5/1973	Fisher, Jr. ....	B65D 71/70 206/499
D238,536	S *	1/1976	Scherzer .....	D6/705
D245,684	S *	9/1977	Julinot .....	D11/155
D256,480	S *	8/1980	Wright .....	D19/75
4,926,586	A *	5/1990	Nagamatsu .....	E04D 11/002 47/65.9
D327,497	S *	6/1992	Szablak .....	D19/20
D327,503	S *	6/1992	Szablak .....	D19/86
D423,811	S *	5/2000	Smith .....	D6/407
6,862,842	B2 *	3/2005	Mischo .....	A01G 9/033 47/65.9
D503,574	S *	4/2005	Yao .....	D19/75
D698,182	S *	1/2014	Schall .....	D6/403
D808,689	S *	1/2018	Rieger .....	D6/667
2015/0195996	A1 *	7/2015	Schell .....	B65D 19/18 47/65.5

\* cited by examiner

*Primary Examiner* — Elizabeth A. Albert  
(74) *Attorney, Agent, or Firm* — Salter & Michaelson

(57) **CLAIM**

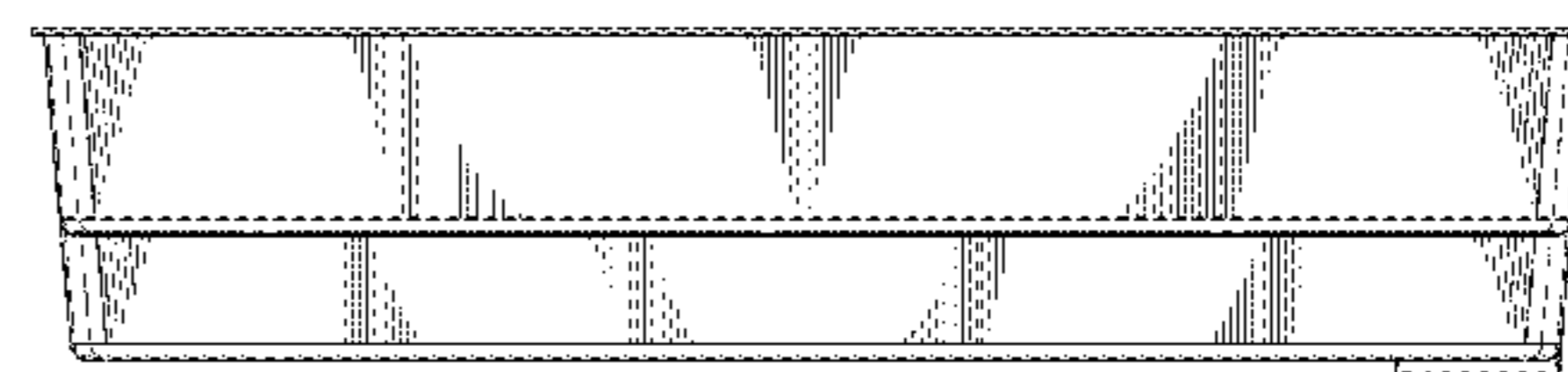
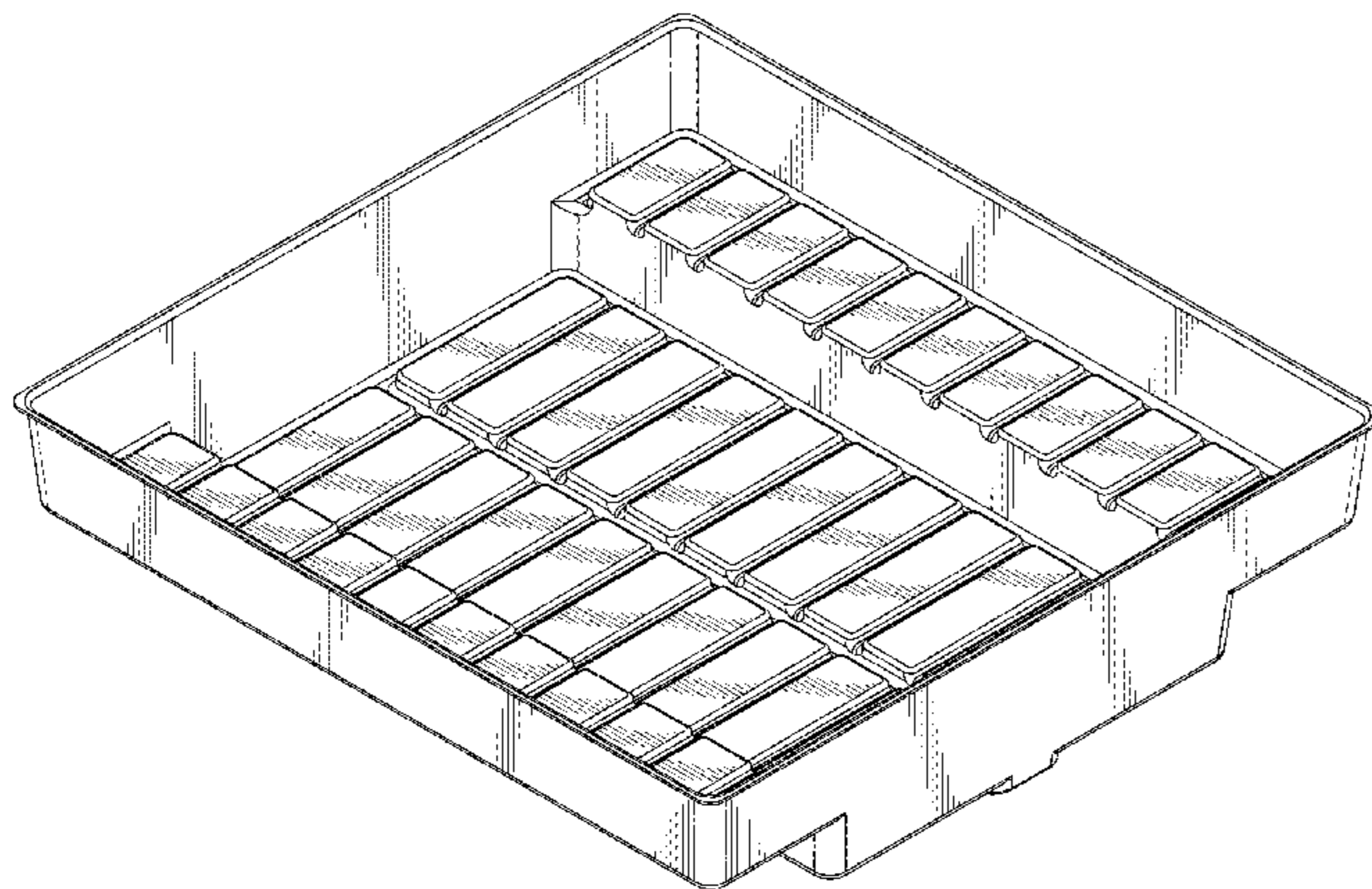
The ornamental design for a garden tray, as shown.

**DESCRIPTION**

FIG. 1 is a perspective view of a garden tray;  
FIG. 2 is a top plan view thereof;  
FIG. 3 is a bottom plan view thereof;  
FIG. 4 is a right side elevational view thereof;  
FIG. 5 is a left side elevational view thereof;  
FIG. 6 is a front elevational view thereof; and,  
FIG. 7 is a rear elevational view thereof.  
The broken lines in FIGS. 2 and 3 are included to show portions of the garden tray that form no part of the claimed design.

**1 Claim, 5 Drawing Sheets**

- (56) **References Cited**  
U.S. PATENT DOCUMENTS
- 2,134,647 A \* 10/1938 Savage ..... A01G 20/30  
47/65.9
- D112,952 S \* 1/1939 Steiner ..... 131/329
- D184,593 S \* 3/1959 Anderson et al. .... 220/771
- D192,036 S \* 1/1962 Raymond ..... D7/552.1
- 3,467,247 A \* 9/1969 Weiss ..... B65D 1/36  
206/561
- D216,604 S \* 2/1970 Brindley ..... D3/313
- D223,145 S \* 3/1972 Bloch ..... D9/456



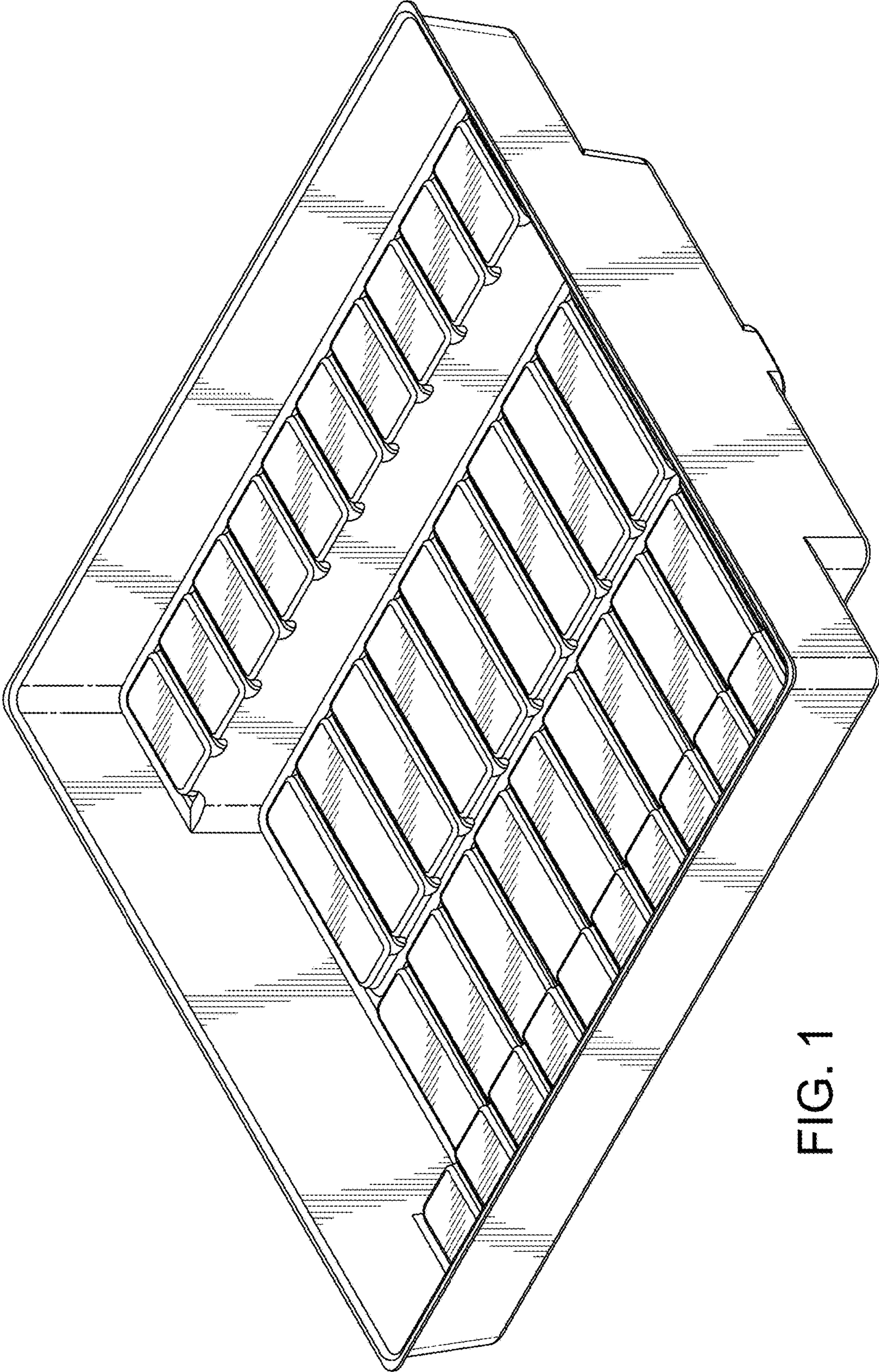


FIG. 1




FIG. 2

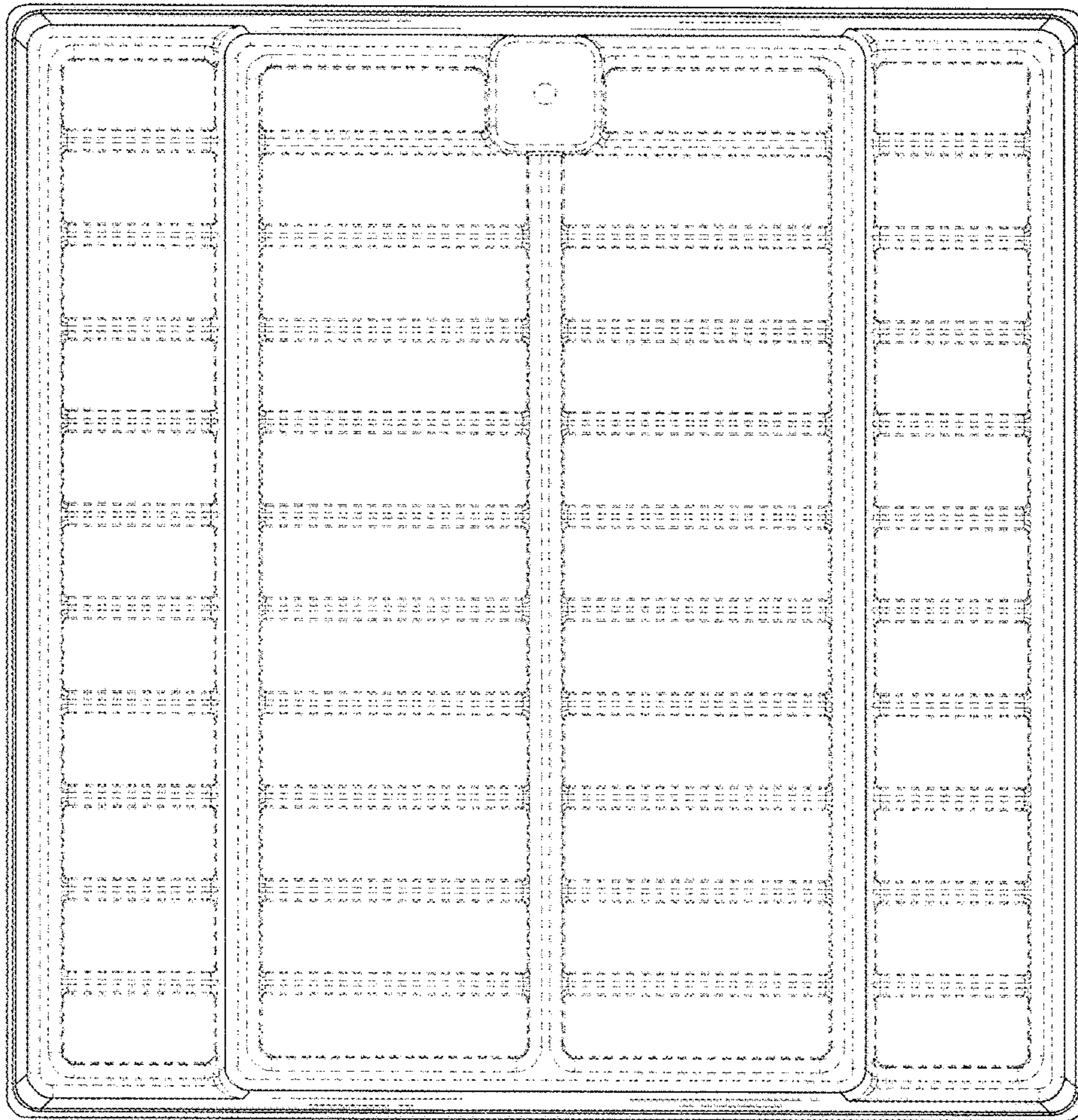


FIG. 3

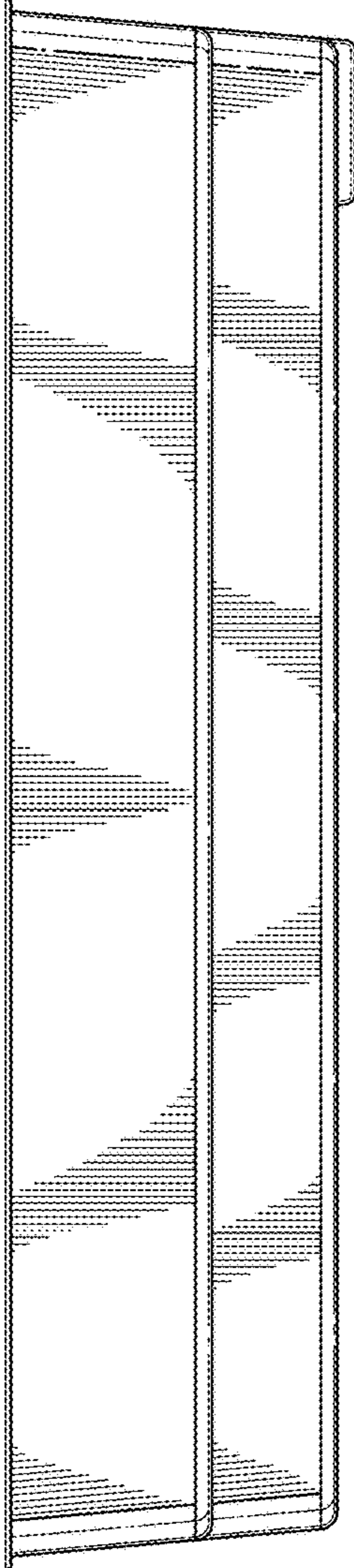


FIG. 4

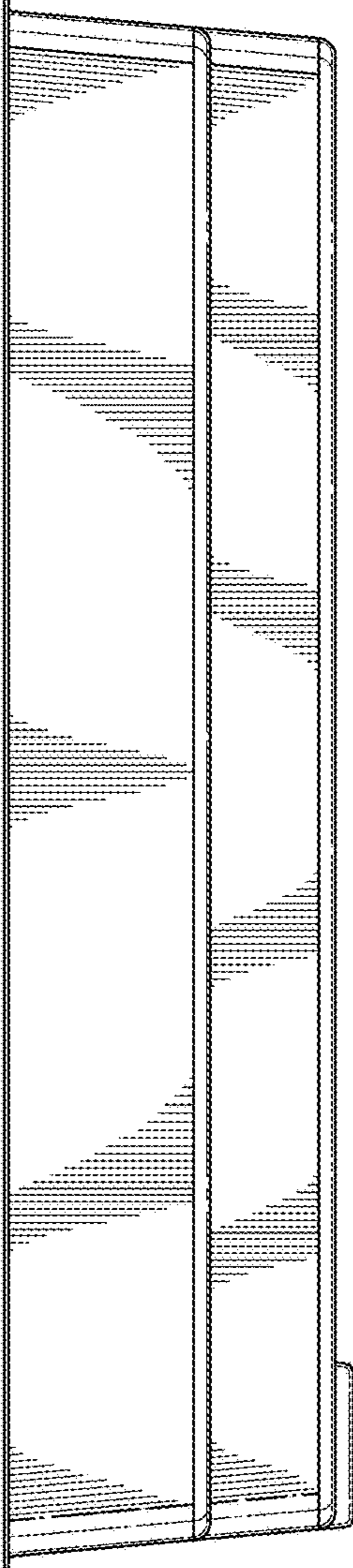


FIG. 5

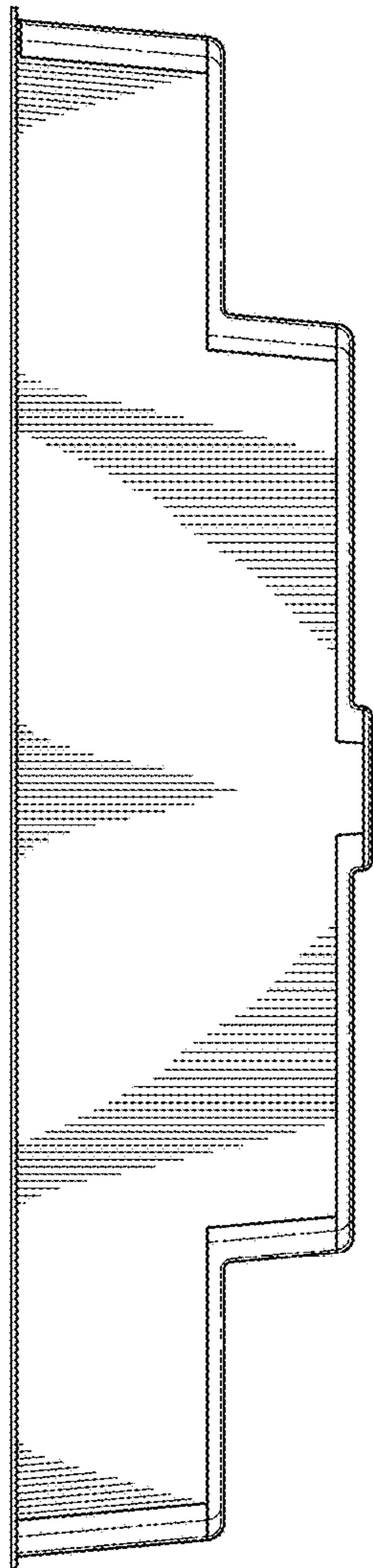


FIG. 6

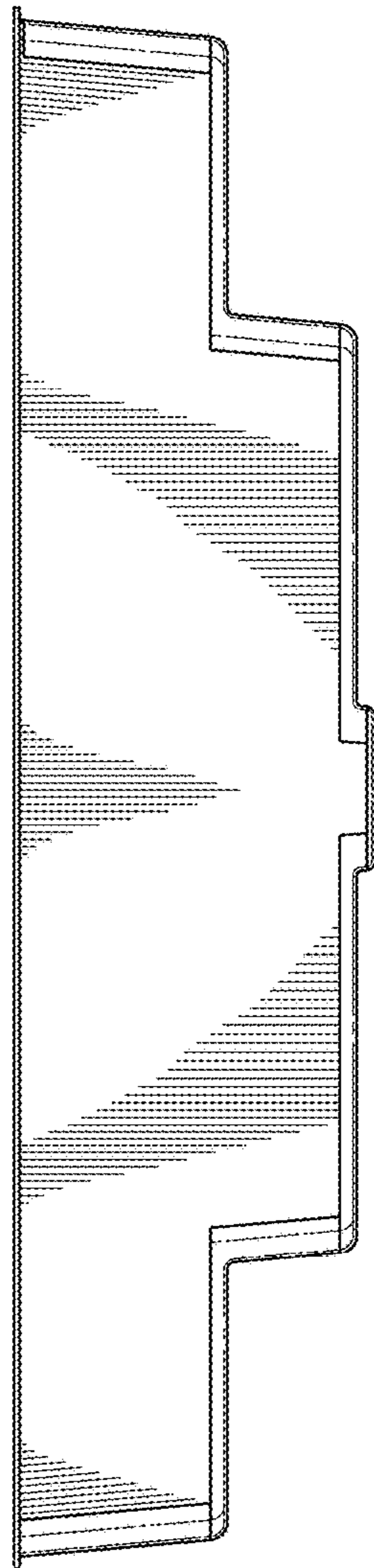


FIG. 7