



US00D854442S

(12) **United States Design Patent**
Yurman et al.

(10) **Patent No.:** **US D854,442 S**

(45) **Date of Patent:** **** Jul. 23, 2019**

(54) **GEMSTONE**

(71) Applicant: **David Yurman IP LLC**, New York, NY (US)

(72) Inventors: **David Yurman**, New York, NY (US);
Evan Yurman, New York, NY (US)

(73) Assignee: **David Yurman IP LLC**, New York, NY (US)

(**) Term: **15 Years**

(21) Appl. No.: **29/610,789**

(22) Filed: **Jul. 14, 2017**

Related U.S. Application Data

(62) Division of application No. 29/550,845, filed on Jan. 7, 2016, now Pat. No. Des. 795,126.

(51) **LOC (11) Cl.** **11-01**

(52) **U.S. Cl.**
USPC **D11/90**

(58) **Field of Classification Search**
USPC D11/1, 2, 26–29, 35, 36, 89–92
CPC A44C 17/00; A44C 17/001; A44C 17/002;
A44C 17/003; A44C 17/005; A44C
17/006; A44C 17/007; A44C 17/008
See application file for complete search history.

(56) **References Cited**

U.S. PATENT DOCUMENTS

D506,946 S *	7/2005	Ishii	D11/90
D542,172 S *	5/2007	Atlass	D11/90
D727,782 S *	4/2015	Dvash	D11/90
D728,411 S *	5/2015	Shah	D11/90
D738,254 S *	9/2015	Hakimian	D11/90
D768,029 S *	10/2016	Hakimian	D11/90
D795,126 S *	8/2017	Yurman	D11/90

2015/0020544 A1*	1/2015	Rydlewicz	A44C 17/001 63/32
2015/0173469 A1*	6/2015	Hasenfeld	A44C 17/001 63/32
2018/0168296 A1*	6/2018	Shah	A44C 17/001

FOREIGN PATENT DOCUMENTS

JP 2015043954 A * 3/2015

OTHER PUBLICATIONS

David Yurman Signature Cut (available online) Retrieved from the internet Feb. 14, 2019 from URL: <https://www.davidyurman.com/products/wedding/diamond---artistry.html>.*

Brian Gavin Signature Cushion Cut Diamond (available online) Retrieved from the internet Feb. 14, 2019 from URL: <https://niceice.com/brian-gavin-signature-cushion-cut-diamond-ags104065157004/>.*

* cited by examiner

Primary Examiner — Kevin K Rudzinski

Assistant Examiner — Richard Kearney

(74) *Attorney, Agent, or Firm* — Arnold & Porter Kaye Scholer LLP

(57) **CLAIM**

The ornamental design for a gemstone, as shown and described.

DESCRIPTION

FIG. 1 is a perspective view of a gemstone, showing our new design.

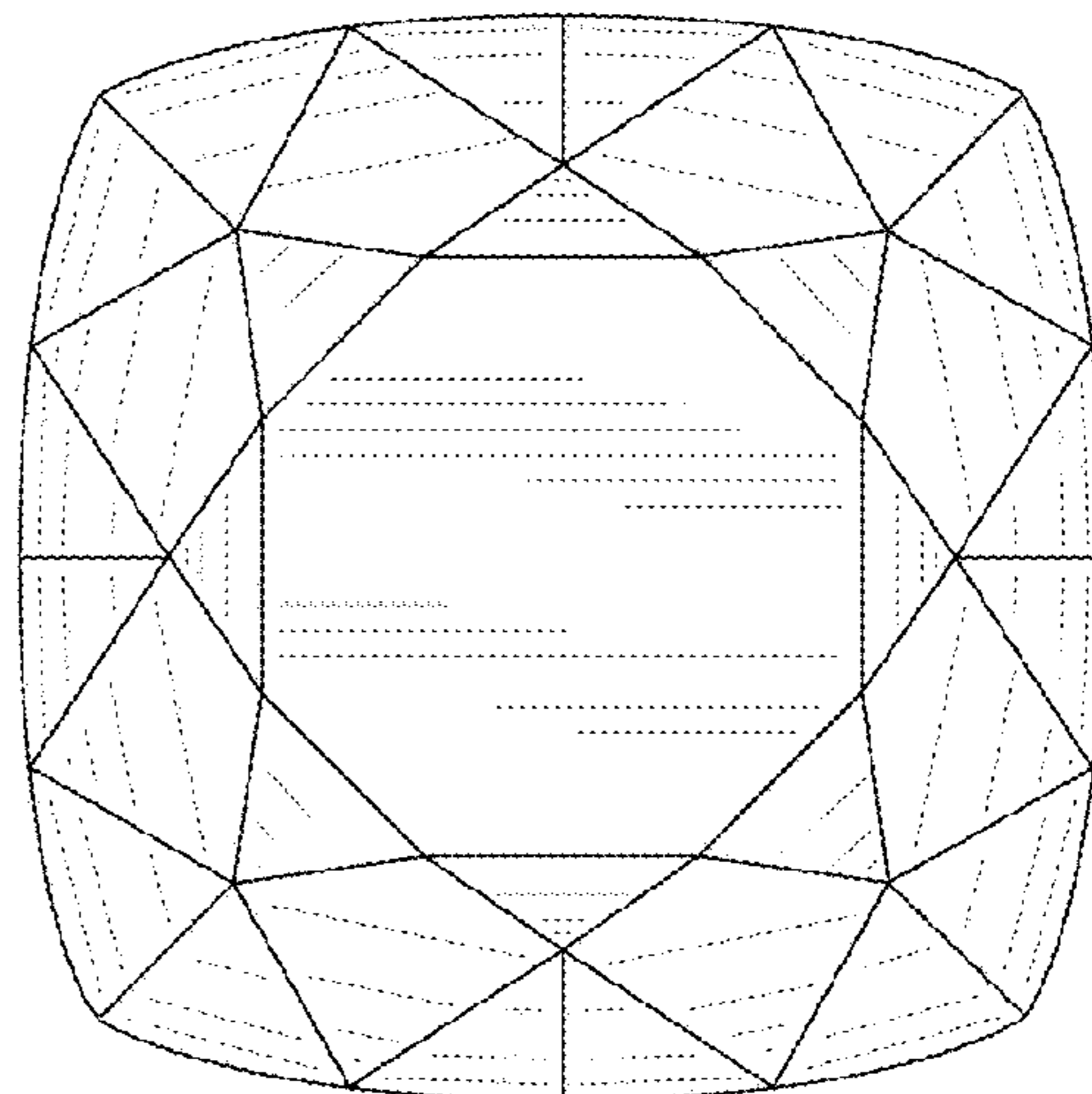
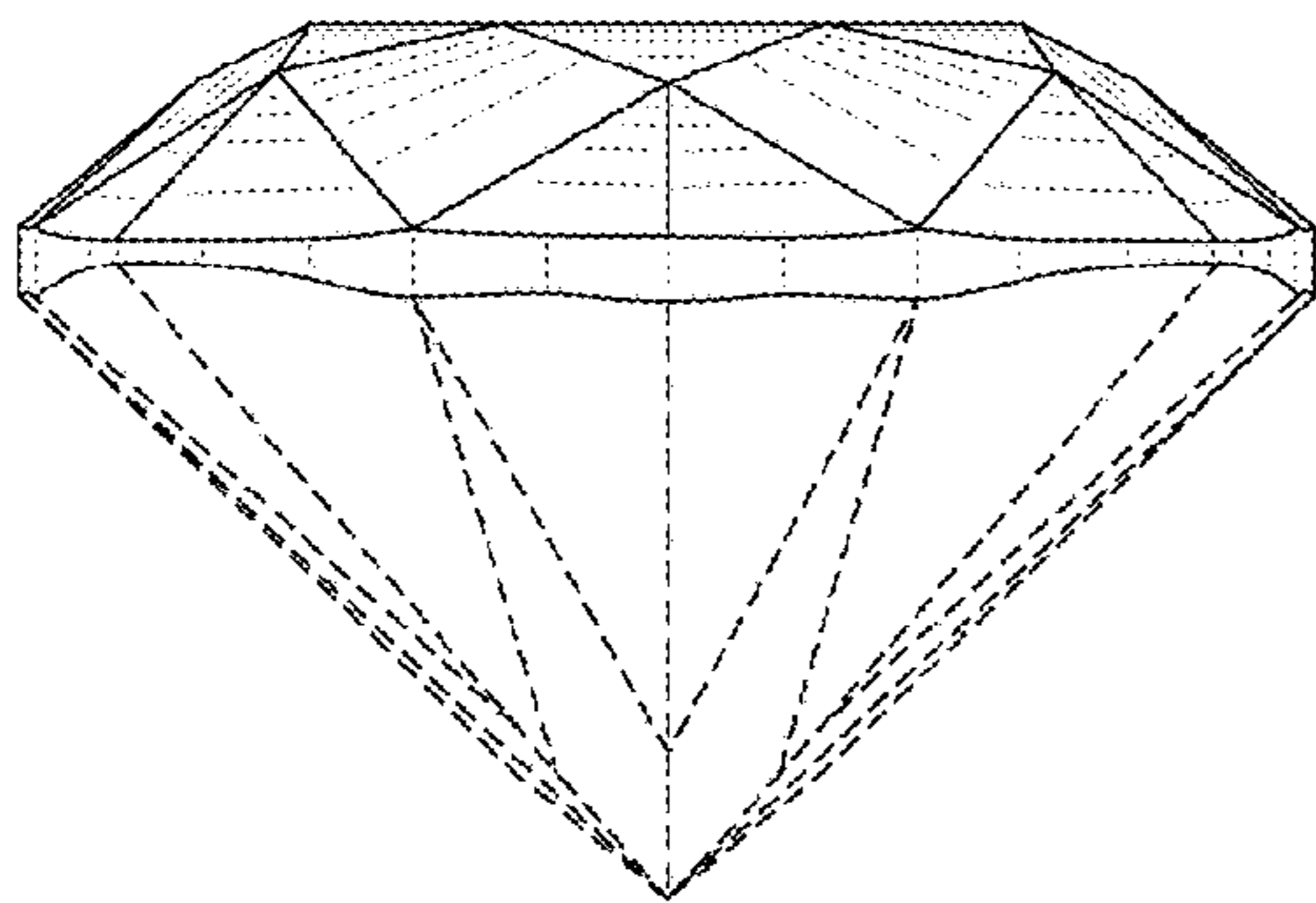
FIG. 2 is a side view of the gemstone of FIG. 1.

FIG. 3 is a top view of the gemstone of FIG. 1; and,

FIG. 4 is a bottom view of the gemstone of FIG. 1.

The broken lines shown in the drawings illustrate portions of the gemstone that form no part of the claimed design.

1 Claim, 4 Drawing Sheets



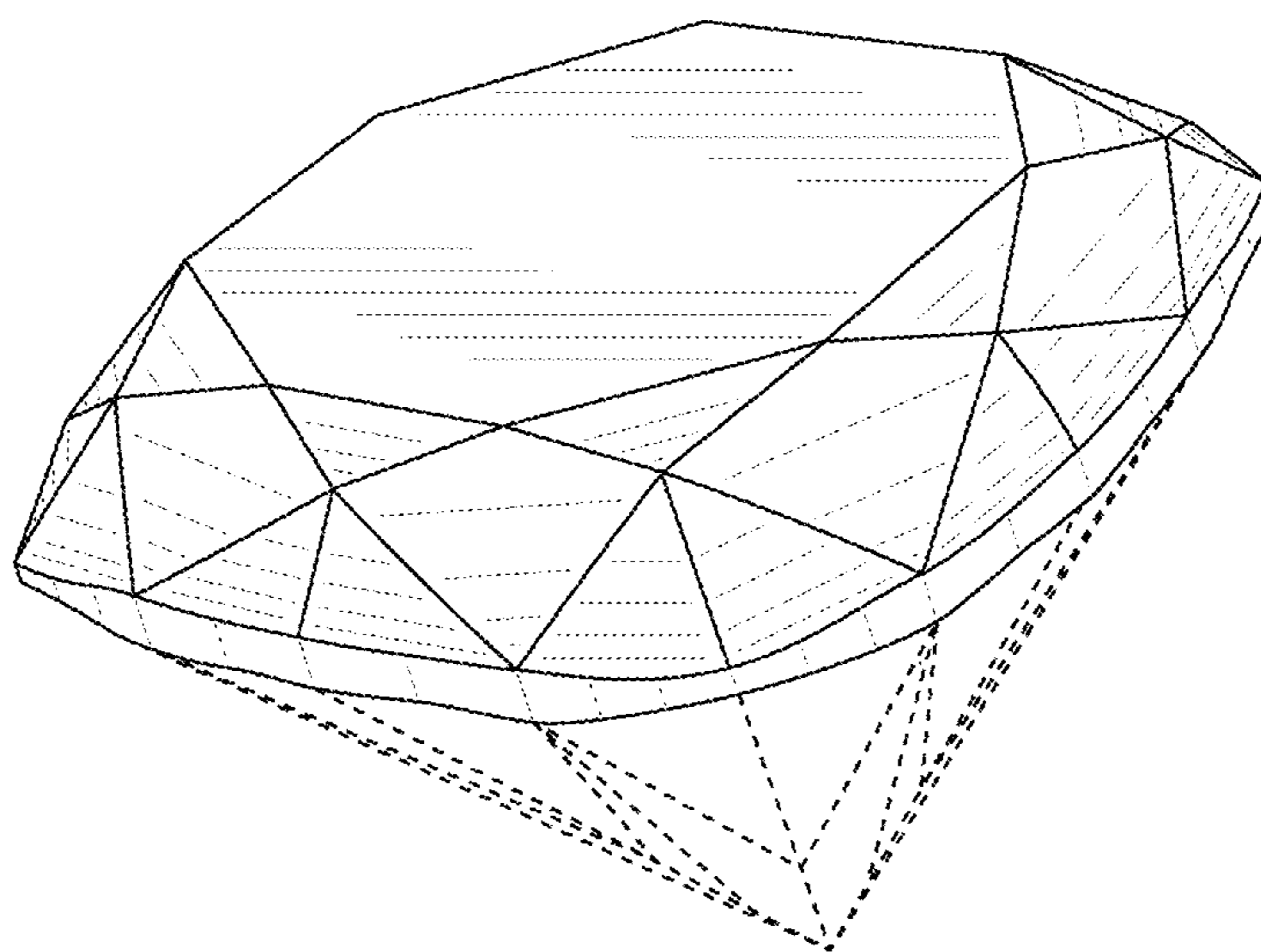


FIG. 1

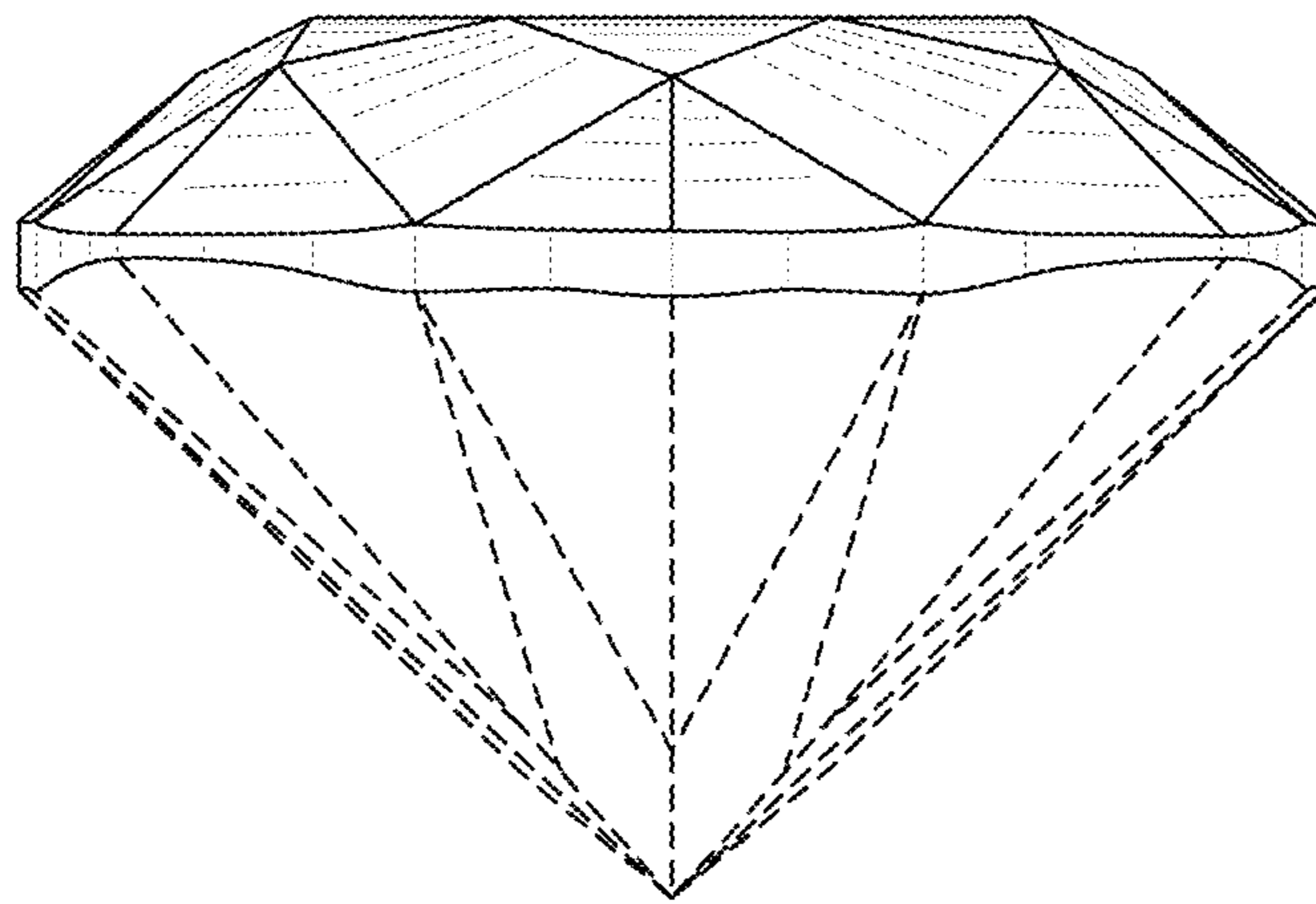


FIG. 2

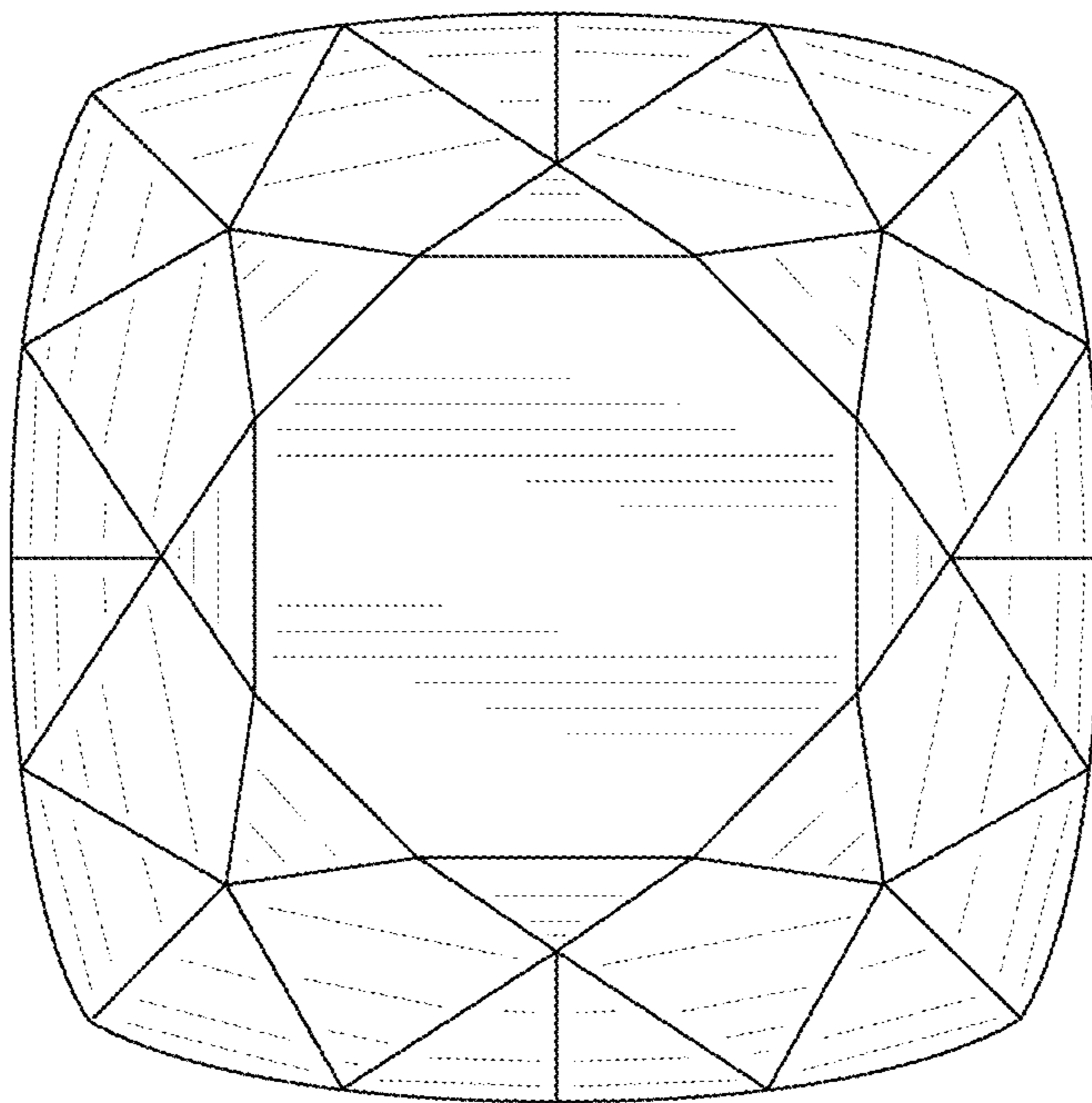


FIG. 3

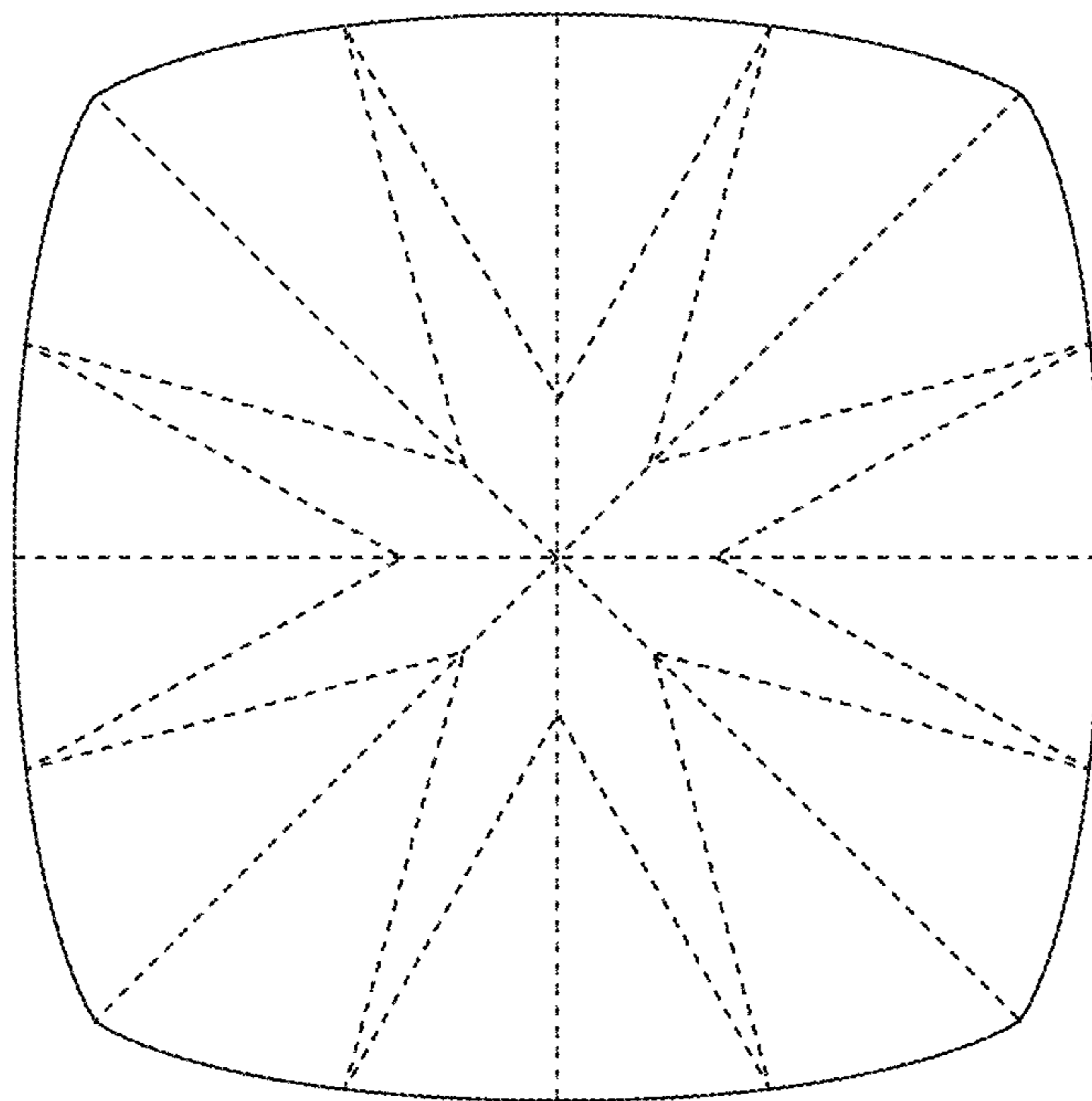


FIG. 4