



US00D854419S

(12) **United States Design Patent**
Mecca et al.

(10) **Patent No.:** **US D854,419 S**
(45) **Date of Patent:** **** Jul. 23, 2019**

(54) **EMBOSSSED BOTTLE**
(71) Applicant: **Jerhel Plastics, Inc**, Bayonne, NJ (US)
(72) Inventors: **Leonard Mecca**, Ridgefield, NJ (US);
Joseph Orloski, Dalton, PA (US)
(73) Assignee: **JERHEL PLASTICS, INC**, Bayonne,
NJ (US)
(**) Term: **15 Years**

D430,802 S *	9/2000	Adachi	D9/521
D440,151 S *	4/2001	Carver	D9/649
D454,503 S *	3/2002	Riddick, III	D9/537
D499,653 S *	12/2004	Karim	D28/76
D539,652 S *	4/2007	Moretti	D9/521
D551,564 S *	9/2007	Patey	D9/600
D556,048 S *	11/2007	Lepoitevin	D9/520
D609,971 S *	2/2010	Martin	D7/515
D639,664 S *	6/2011	Thorpe	D9/521
D656,831 S *	4/2012	Thorpe	D9/521
D675,102 S *	1/2013	Crowe	D9/519
D733,565 S *	7/2015	Leventhal	D9/521
D758,738 S *	6/2016	Telwar	D28/7

(21) Appl. No.: **29/636,117**
(22) Filed: **Feb. 6, 2018**
(51) **LOC (11) Cl.** **09-01**
(52) **U.S. Cl.**
USPC **D9/600; D28/76**
(58) **Field of Classification Search**
USPC D9/600, 649, 500-505, 516, 519-521,
D9/537-546, 548-561, 575, 434;
206/457, 494, 459.5, 527, 540;
229/116.1; 215/381-384, 400;
D7/514-516, 539, 544, 571, 579, 604,
D7/613, 619.2, 628-630, 391-392.1;
D3/270-271.3; D28/76, 82, 90
CPC B65D 67/00; B65D 81/36; B65D 81/60;
B65D 81/368; B65D 2203/00; B65D
2203/02; B65D 5/42; B65D 5/4208;
B65D 77/00; A63H 33/16
See application file for complete search history.

* cited by examiner

Primary Examiner — Sandra L Morris

(57) **CLAIM**

The ornamental design for an embossed bottle, as shown and described.

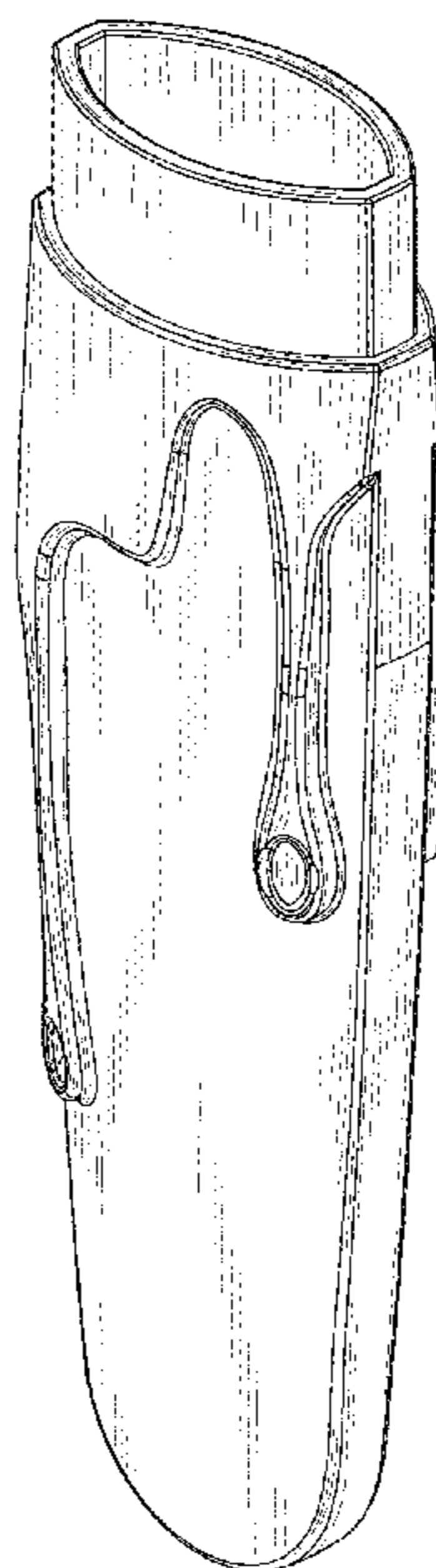
DESCRIPTION

FIG. 1 is a front right perspective view of an embossed bottle;
FIG. 2 is a front left perspective view thereof;
FIG. 3 is a rear right perspective view thereof;
FIG. 4 is a rear left perspective view thereof;
FIG. 5 is a front elevational view thereof;
FIG. 6 is a rear elevational view thereof;
FIG. 7 is a right side elevational view thereof;
FIG. 8 is a left side elevational view thereof;
FIG. 9 is a top plan view thereof; and,
FIG. 10 is a bottom plan view thereof.

(56) **References Cited**
U.S. PATENT DOCUMENTS

D270,039 S *	8/1983	Lipscombe	D9/519
D345,919 S *	4/1994	Chevassus	D28/76

1 Claim, 10 Drawing Sheets



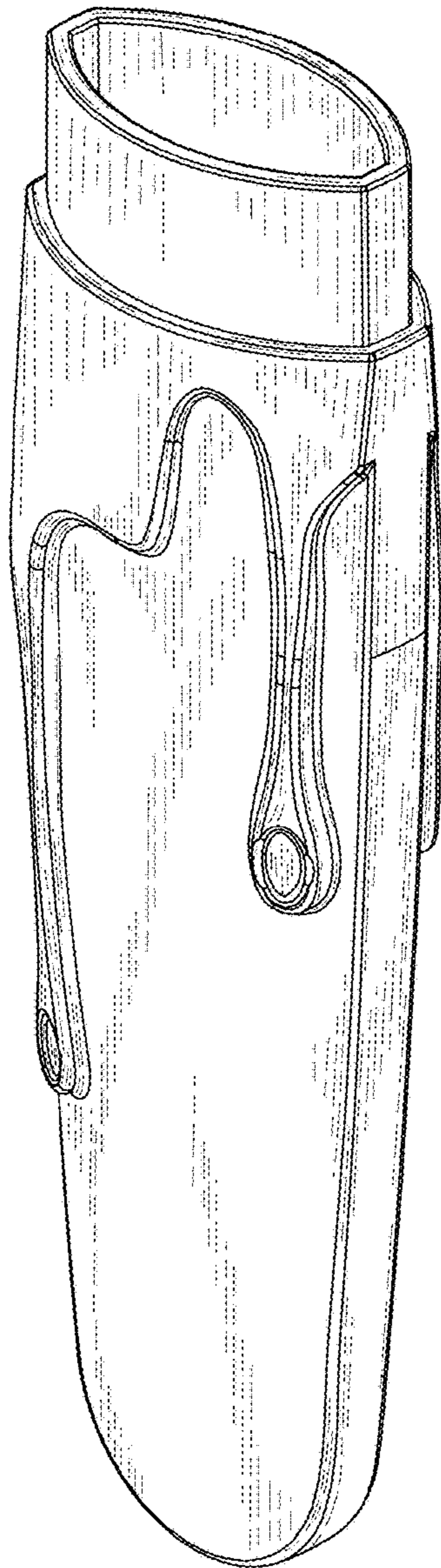


FIG. 1



FIG. 2

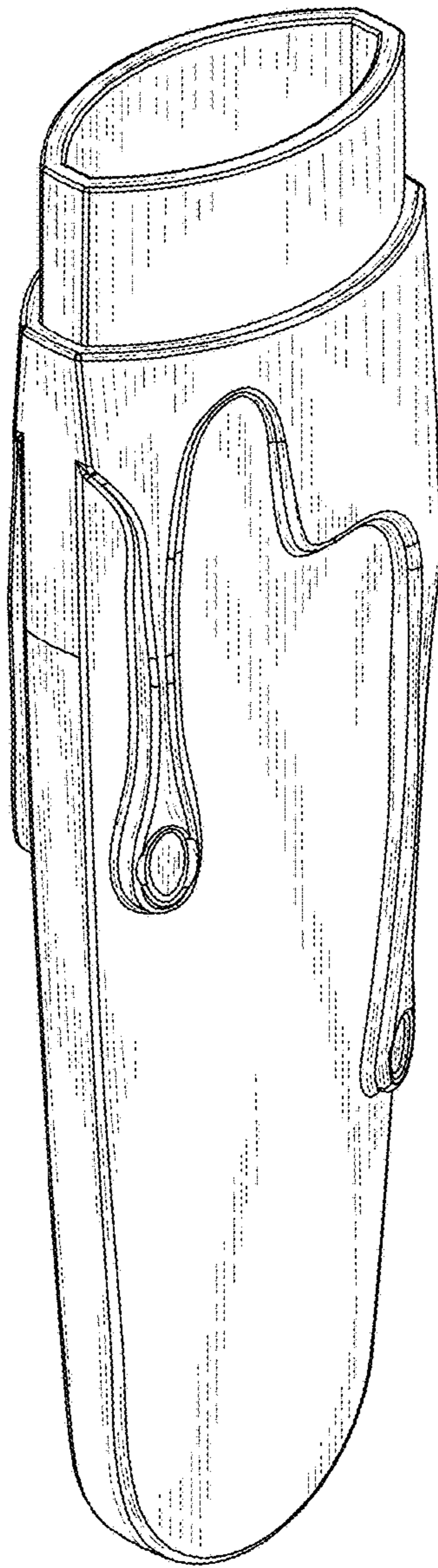


FIG. 3

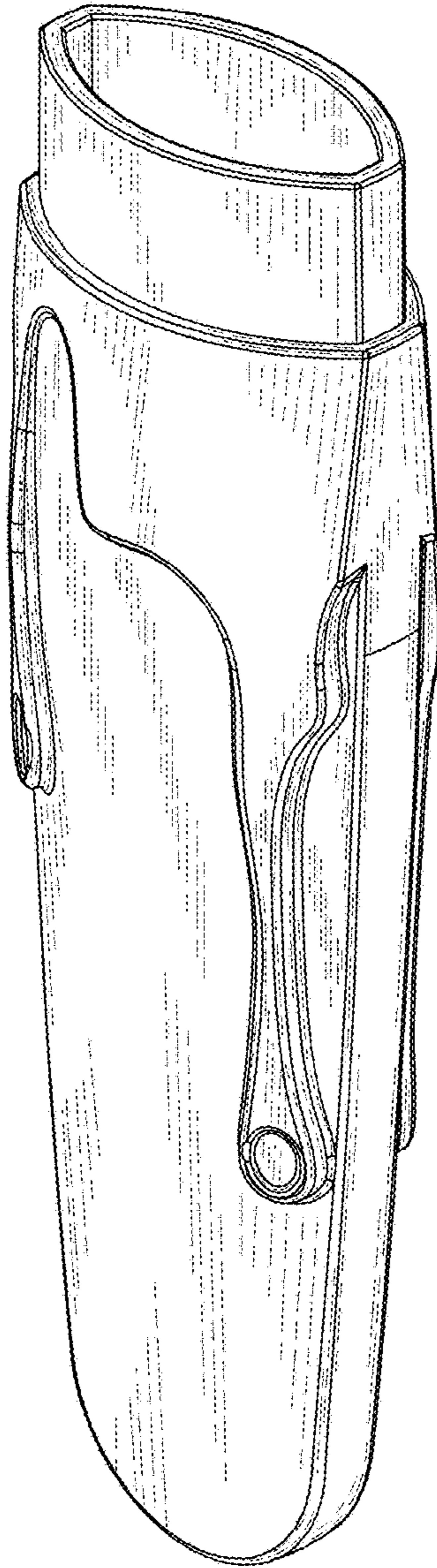


FIG. 4

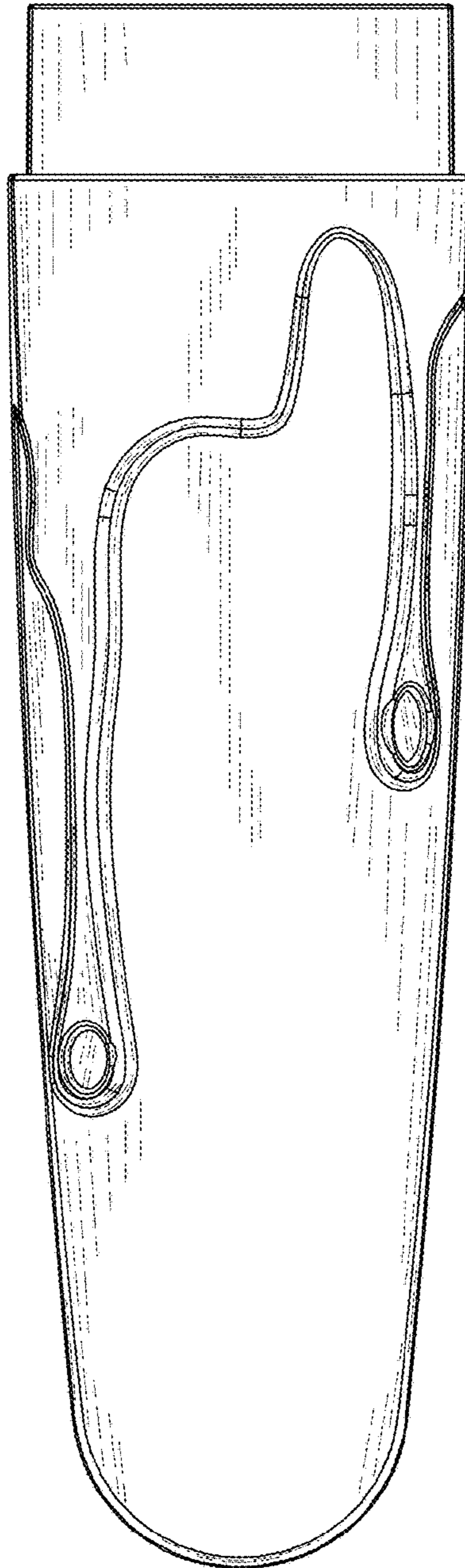


FIG. 5

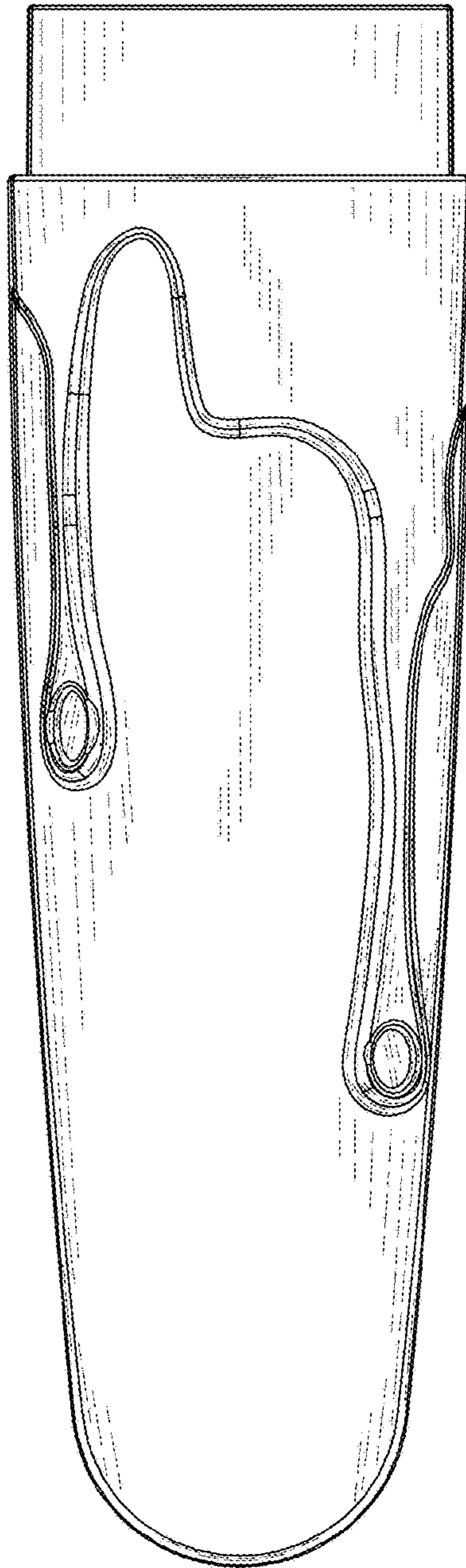


FIG. 6

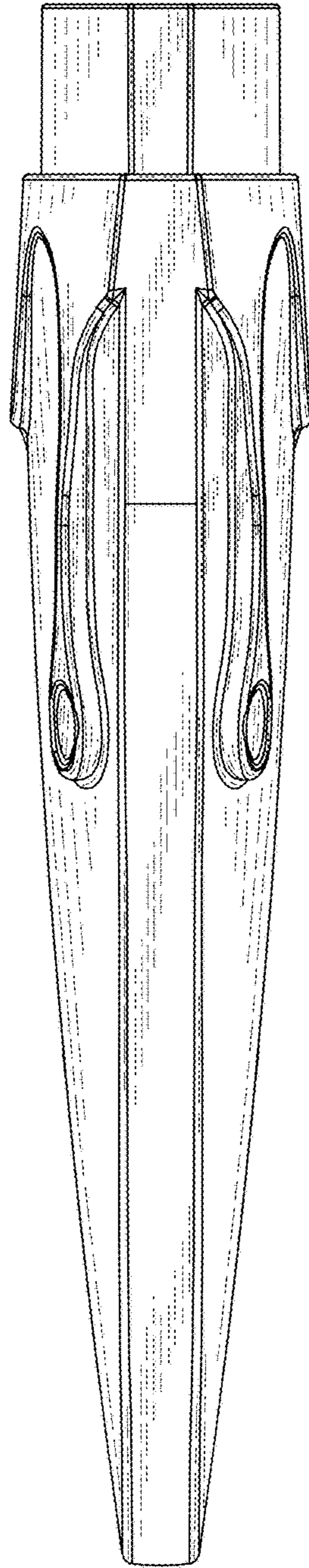


FIG. 7

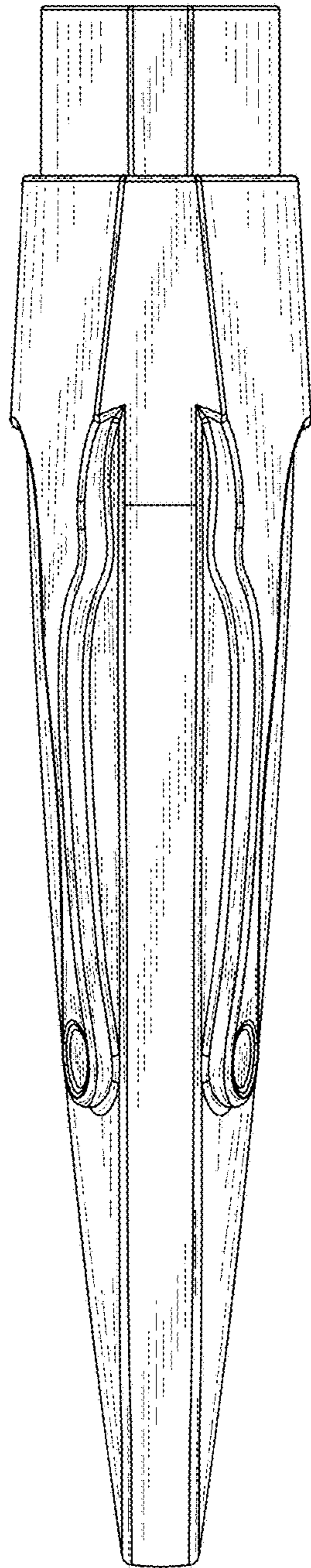


FIG. 8

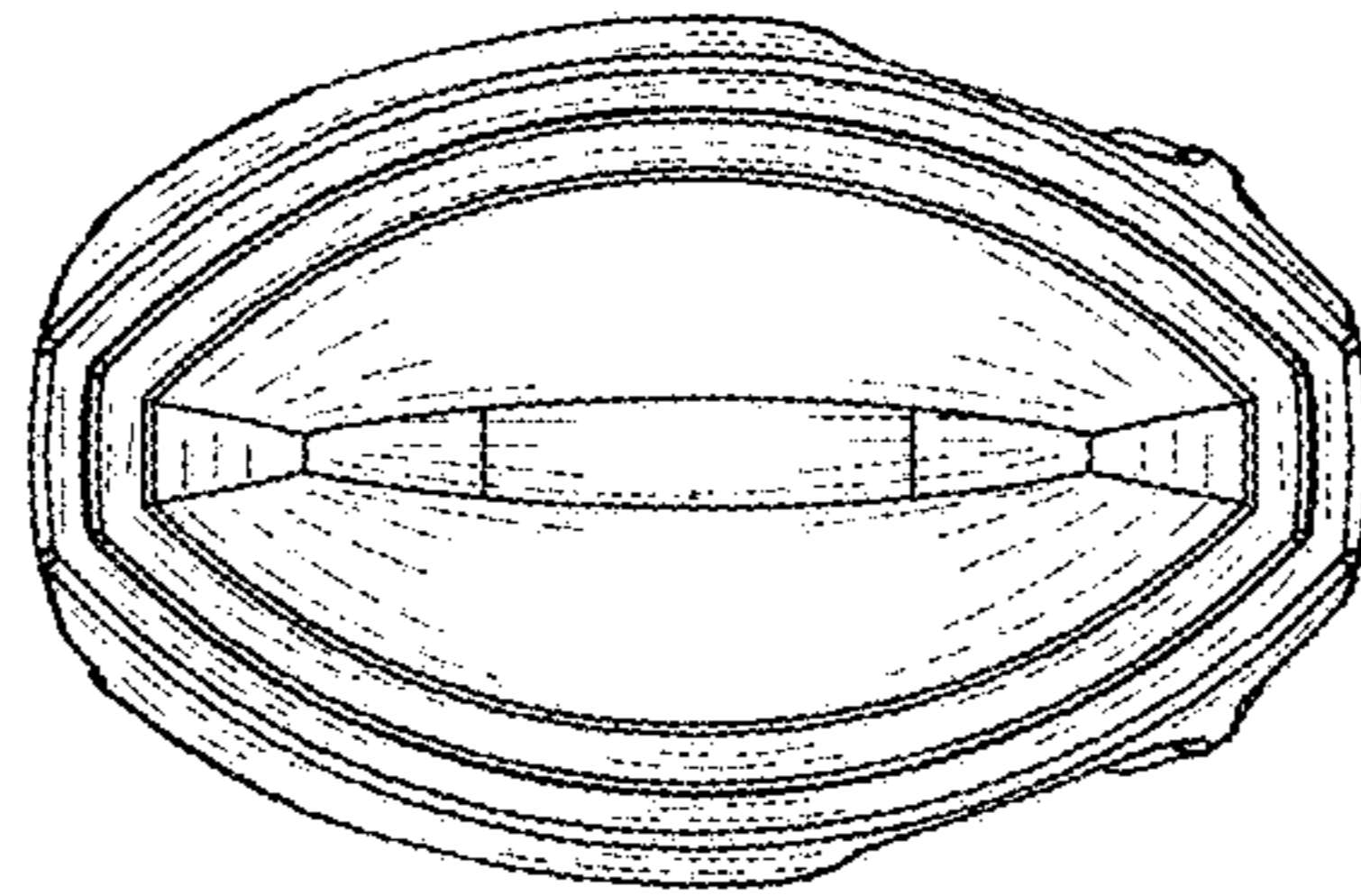


FIG. 9

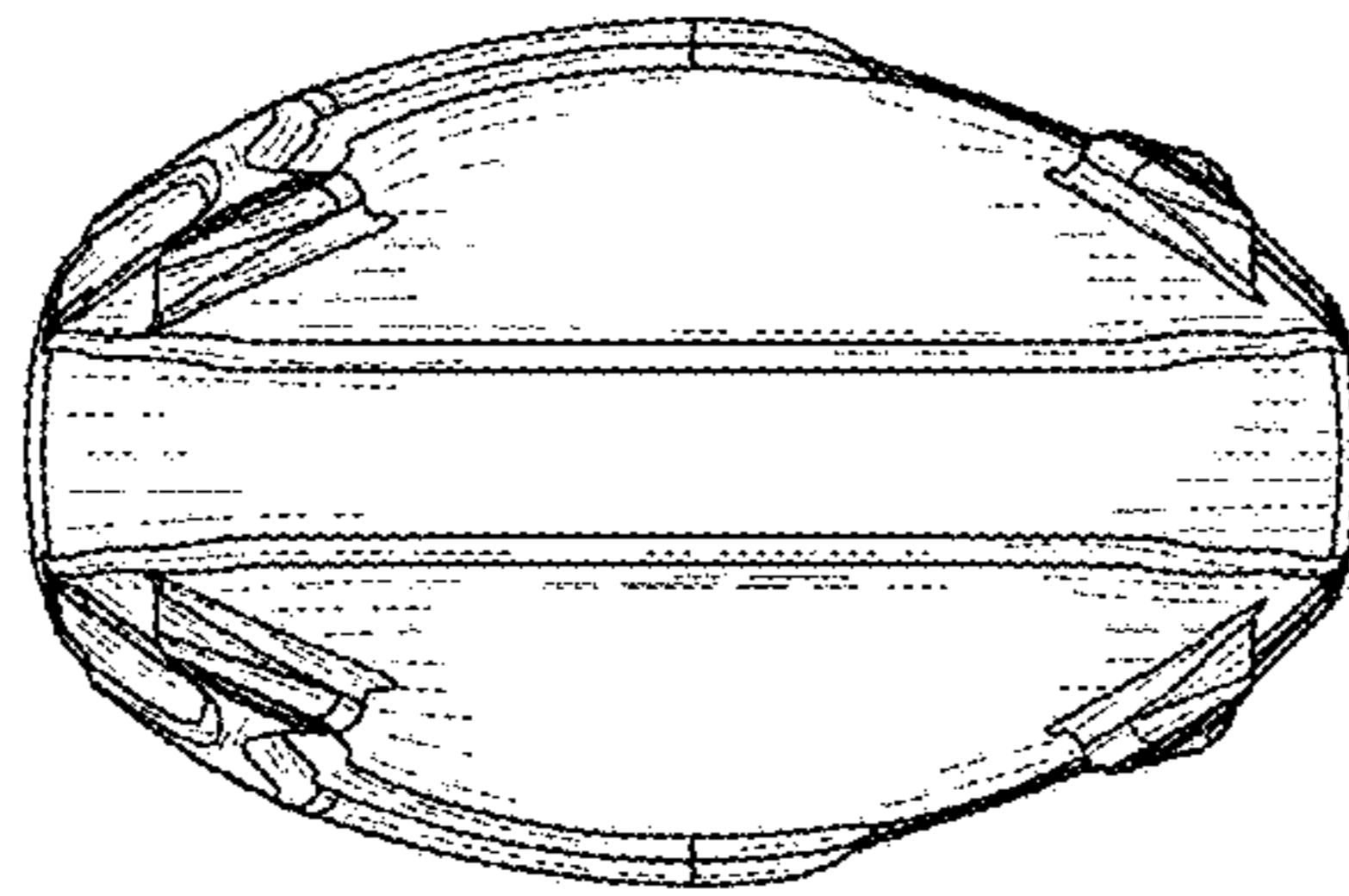


FIG. 10