



US00D854398S

(12) **United States Design Patent** (10) **Patent No.:** **US D854,398 S**
Davis (45) **Date of Patent:** **** Jul. 23, 2019**

(54) **LOW PROFILE BRACKET**
(71) Applicant: **Gripple Limited**, Sheffield (GB)
(72) Inventor: **Simon Davis**, Sheffield (GB)
(73) Assignee: **GRIPPLE LIMITED** (GB)
(**) Term: **15 Years**
(21) Appl. No.: **29/554,758**
(22) Filed: **Feb. 15, 2016**
(51) **LOC (11) Cl.** **08-08**
(52) **U.S. Cl.**
USPC **D8/349**
(58) **Field of Classification Search**
USPC D6/672, 684, 680, 683.1, 703.5; D8/349,
D8/354, 355, 330, 380, 382; D13/154,
D13/133, 129, 199; D25/119, 164, 199,
D25/139, 141; D26/138, 76, 78, 79, 80
CPC .. F16C 2314/72; F16C 29/0623; F16C 29/06;
F16C 29/0609; F16C 29/005; F16C
29/008; F16C 29/04; F16C 29/0657;
F16C 29/004; F16C 29/12; A47B 1/10;
A47B 88/493; A47B 88/423; A47B
2088/4235

See application file for complete search history.

(56) **References Cited**
U.S. PATENT DOCUMENTS

D359,443 S * 6/1995 Johansson D6/300
D373,205 S * 8/1996 Caley D25/164
6,286,285 B1 * 9/2001 Martell E04B 9/30
52/509
D490,546 S * 5/2004 Walker D25/199

D618,825 S * 6/2010 Johnson D25/164
D702,860 S * 4/2014 Rice D25/119
D730,545 S * 5/2015 Stauffer D25/133
D732,708 S * 6/2015 Stauffer D25/133
D754,521 S * 4/2016 Konomoto D8/349
D757,324 S * 5/2016 Rodgers D26/76
D833,849 S * 11/2018 Harrier D8/349
D835,492 S * 12/2018 Mochizuki D8/349
2010/0080496 A1 * 4/2010 Mochizuki F16C 29/005
384/45
2015/0369280 A1 * 12/2015 Mochizuki F16C 29/04
384/49
2016/0157607 A1 * 6/2016 Uffner A47B 88/493
312/334.45

* cited by examiner

Primary Examiner — Mark A Goodwin
Assistant Examiner — Benjamin M Weeks
(74) *Attorney, Agent, or Firm* — Clark Hill PLC; James
R. Foley

(57) **CLAIM**

The ornamental design for a low profile bracket, as shown
and described.

DESCRIPTION

FIG. 1 is a back view of the low profile bracket;
FIG. 2 is a bottom view thereof;
FIG. 3 is a front view thereof;
FIG. 4 is a left side view thereof;
FIG. 5 is a top view thereof;
FIG. 6 is a front perspective view thereof; and,
FIG. 7 is a rear perspective view thereof.

1 Claim, 7 Drawing Sheets




FIGURE 1

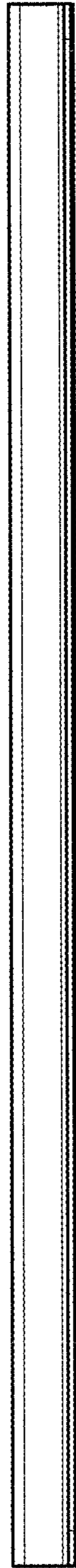


FIGURE 2

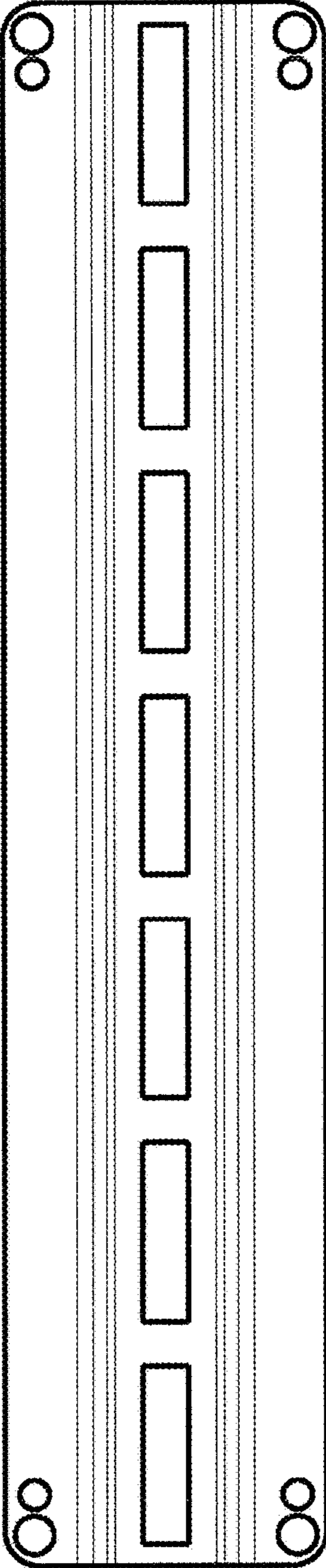


FIGURE 3



FIGURE 4



FIGURE 5

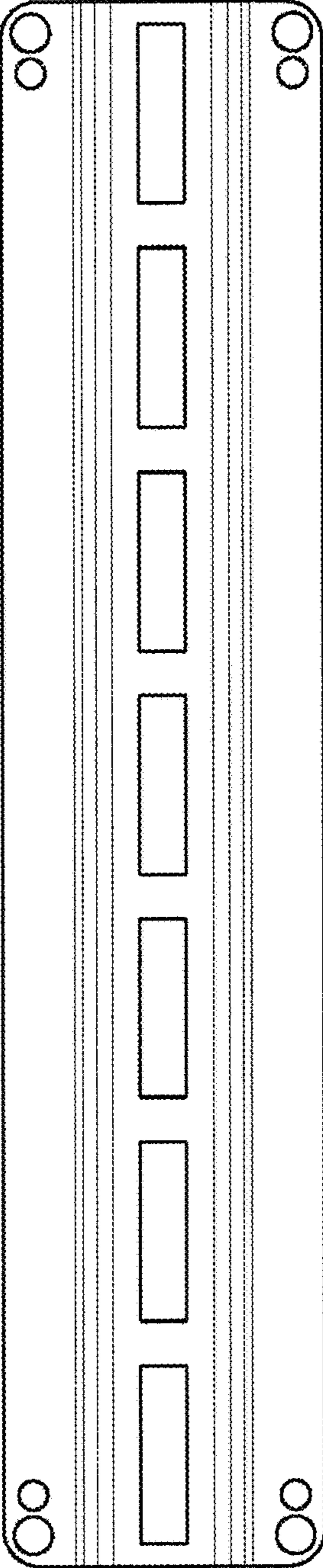


FIGURE 6

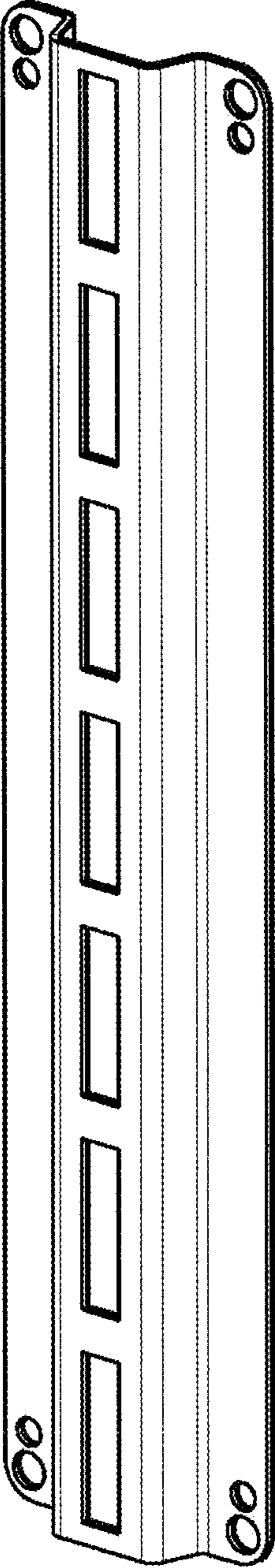


FIGURE 7

