



US00D854367S

(12) **United States Design Patent**
Kim et al.

(10) **Patent No.:** **US D854,367 S**
(45) **Date of Patent:** **** Jul. 23, 2019**

- (54) **GAS OVEN RANGE**
- (71) Applicant: **LG ELECTRONICS INC.**, Seoul (KR)
- (72) Inventors: **Sooyeon Kim**, Seoul (KR); **Hanjin Jung**, Seoul (KR); **Songyi Han**, Seoul (KR); **Inhwan Ryu**, Seoul (KR); **Jinwon Kang**, Seoul (KR)
- (73) Assignee: **LG ELECTRONICS INC.**, Seoul (KR)

- D616,695 S * 6/2010 Grey D7/340
- D617,133 S * 6/2010 Grey D7/340
- D656,776 S * 4/2012 Funnell, II D7/340
- D669,728 S * 10/2012 Funnell, II D7/340
- D669,729 S * 10/2012 Funnell, II D7/340
- D670,969 S * 11/2012 Bengtson D7/406
- D682,602 S * 5/2013 Funnell, II D7/340
- D682,603 S * 5/2013 Funnell, II D7/340
- D699,503 S * 2/2014 Funnell, II D7/340
- D701,074 S * 3/2014 Funnell, II D7/340
- D742,688 S * 11/2015 Funnell, II D7/405
- D750,432 S * 3/2016 Funnell, II D7/406

(Continued)

(**) Term: **15 Years**

Primary Examiner — Sheryl Lane
Assistant Examiner — Nicole C Shiflet

(21) Appl. No.: **35/504,240**

(74) *Attorney, Agent, or Firm* — Birch, Stewart, Kolasch & Birch, LLP

(22) Filed: **Jun. 23, 2017**

(80) **Hague Agreement Data**

Int. Filing Date: **Jun. 23, 2017**
 Int. Reg. No.: **DM/096736**
 Int. Reg. Date: **Jun. 23, 2017**
 Int. Reg. Pub. Date: **Dec. 29, 2017**

(57) **CLAIM**

The ornamental design for a gas oven range, as shown and described.

(30) **Foreign Application Priority Data**

Dec. 23, 2016 (KR) 30-2016-0063045

(51) **LOC (11) Cl.** **07-02**

(52) **U.S. Cl.**
USPC **D7/340**

(58) **Field of Classification Search**
 USPC D7/323, 339–341, 346–349, 402–409
 CPC F24B 1/00; F24B 1/20; F24C 3/00; F24C 3/002; F24C 3/008; F24C 5/00; F24C 7/00; F24C 7/002; F24C 1/00; H05B 1/0261; H05B 1/0263; H05B 1/0266
 See application file for complete search history.

DESCRIPTION

- 1. Gas oven range
- 1.1 : Perspective
- 1.2 : Front
- 1.3 : Back
- 1.4 : Left
- 1.5 : Top
- 1.6 : Bottom

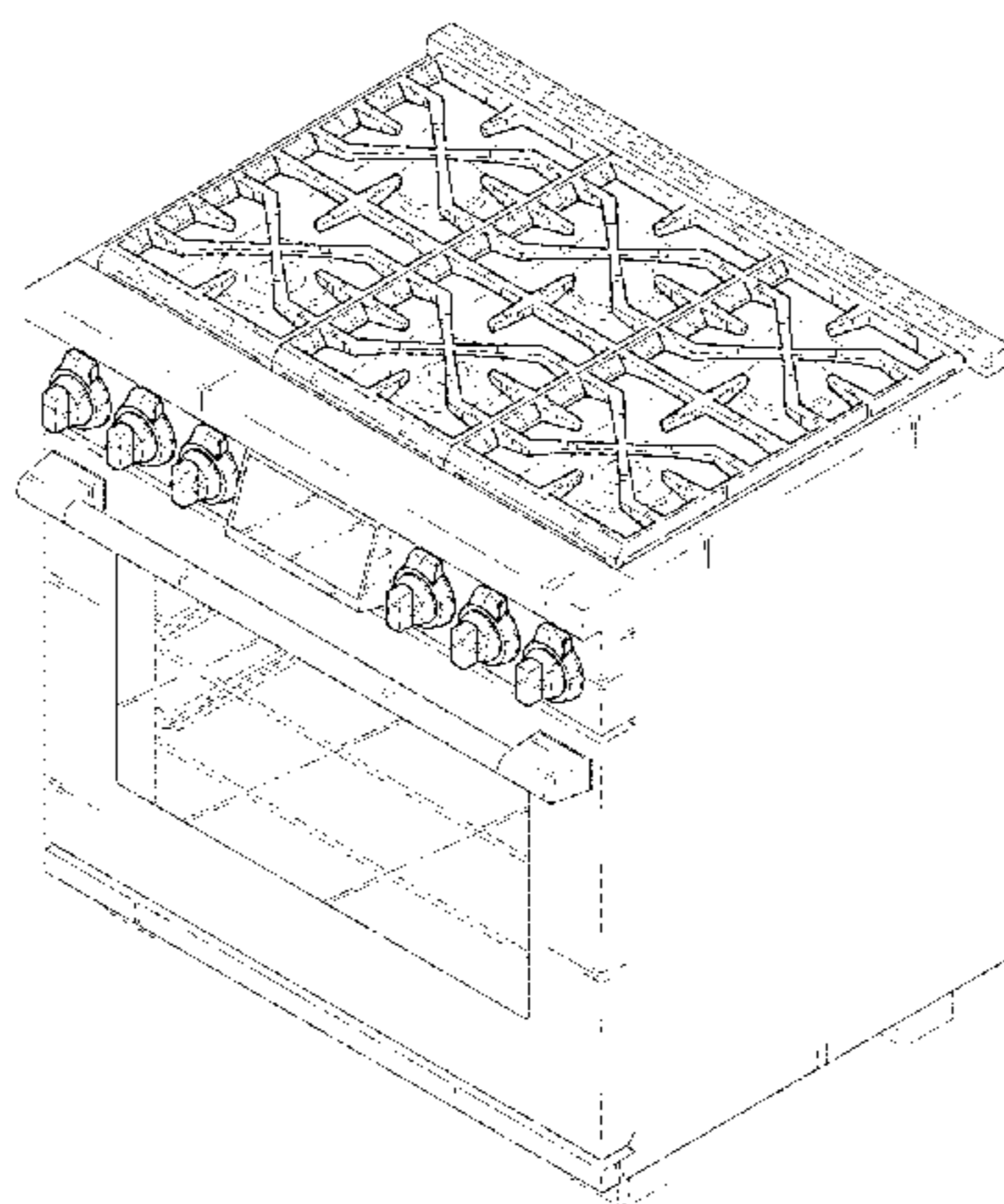
The broken lines depict portions of the gas oven range that form no part of the claimed design; reproduction 1.1 is a front perspective view of the gas oven range; reproduction 1.2 is a front view thereof; reproduction 1.3 is a back view thereof; reproduction 1.4 is a left view thereof where the right view is a mirror image; reproduction 1.5 is a top view thereof; reproduction 1.6 is a bottom view thereof; this is a design for a gas oven range which has a touch display at the top center of the front part.

(56) **References Cited**

U.S. PATENT DOCUMENTS

- D615,344 S * 5/2010 Grey D7/340
- D615,800 S * 5/2010 Grey D7/340

1 Claim, 6 Drawing Sheets



(56)

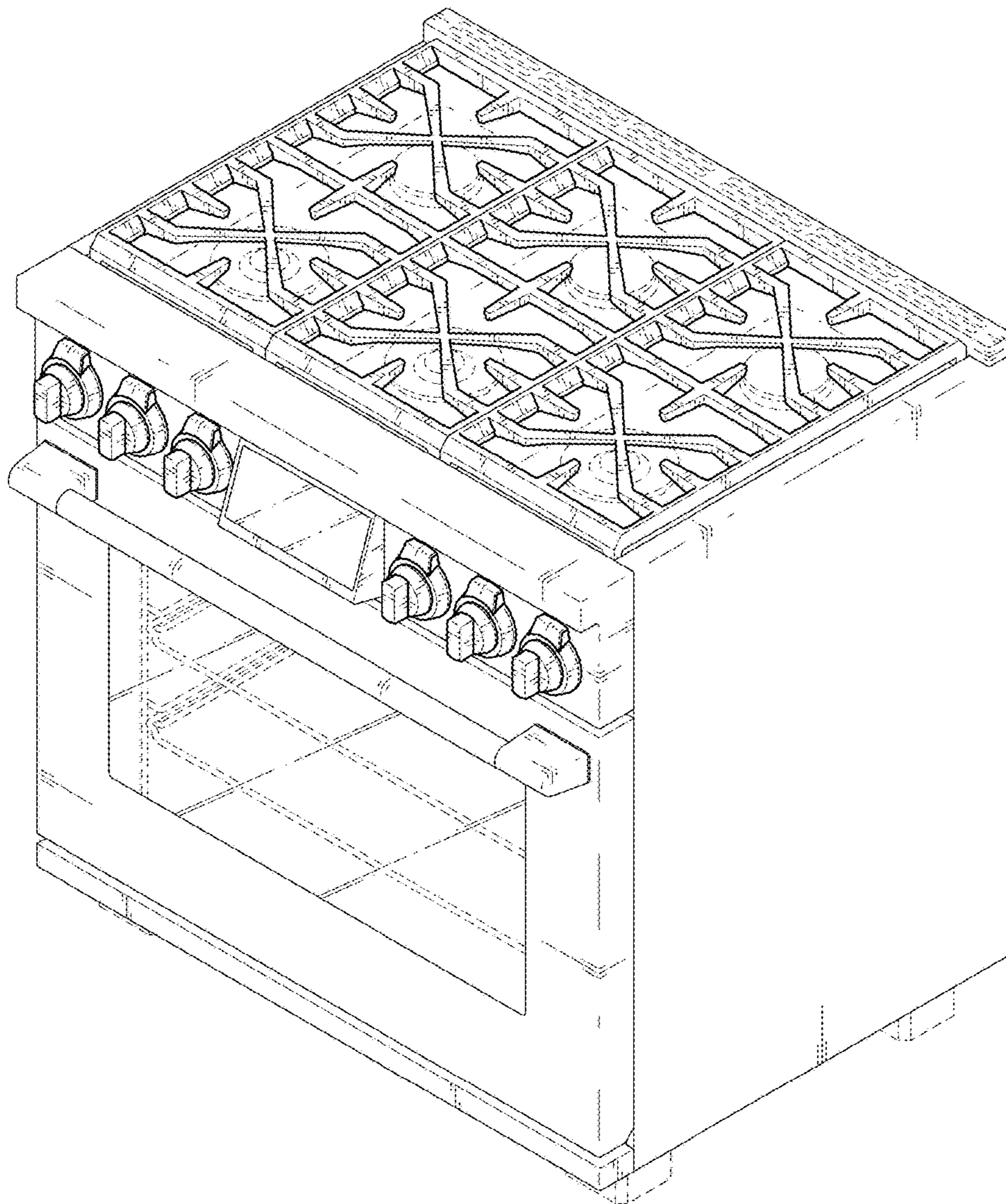
References Cited

U.S. PATENT DOCUMENTS

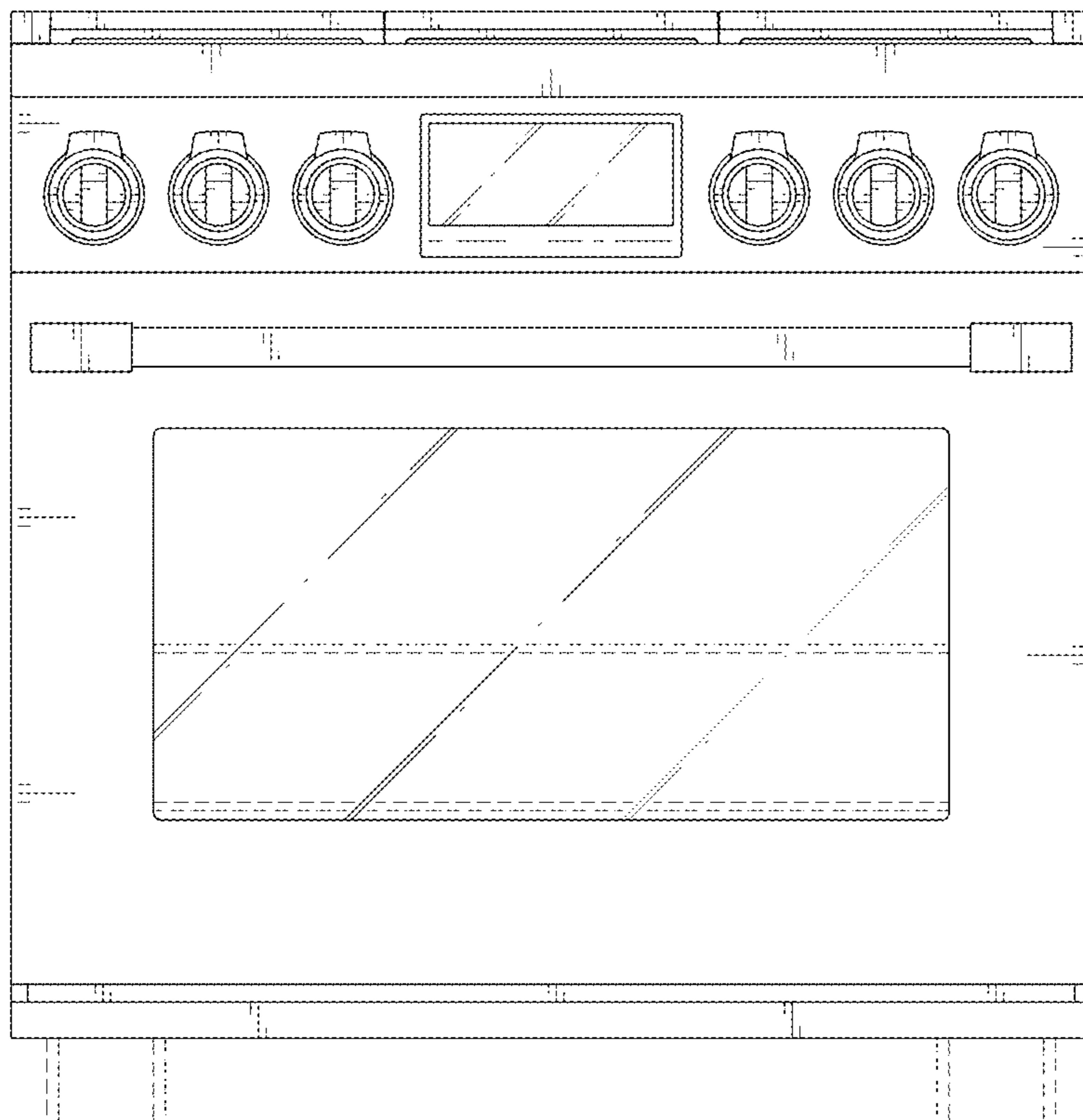
D760,024 S *	6/2016	Funnell, II	D7/405
D763,616 S *	8/2016	Kim	D7/339
D808,705 S *	1/2018	Kim	D7/340
D808,706 S *	1/2018	Kim	D7/340
D808,707 S *	1/2018	Kim	D7/340
D817,688 S *	5/2018	Kim	D7/340
D818,303 S *	5/2018	Kim	D7/340
D829,482 S *	10/2018	Incukur	D7/340
D829,503 S *	10/2018	Kim	D7/408

* cited by examiner

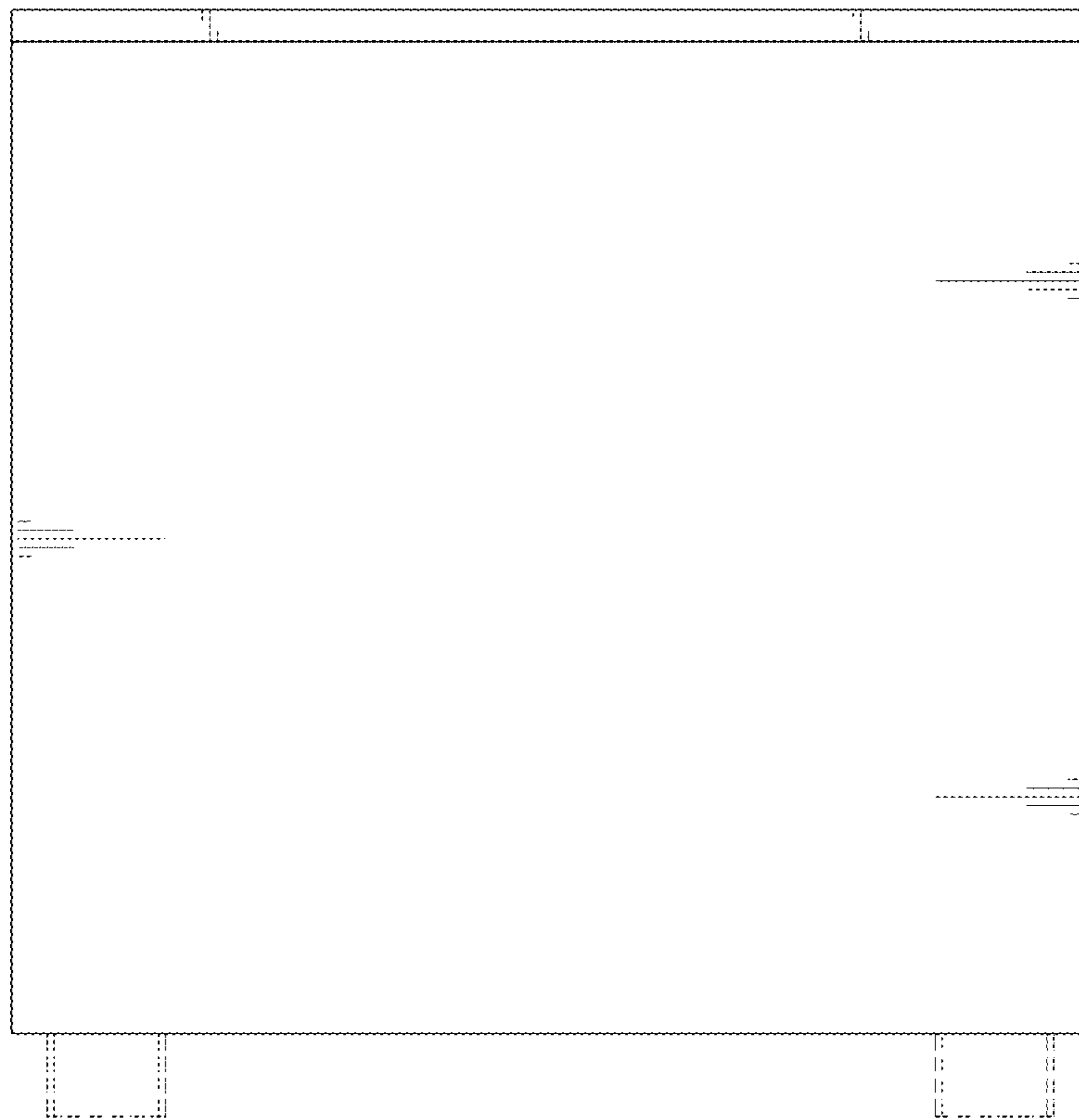
1.1



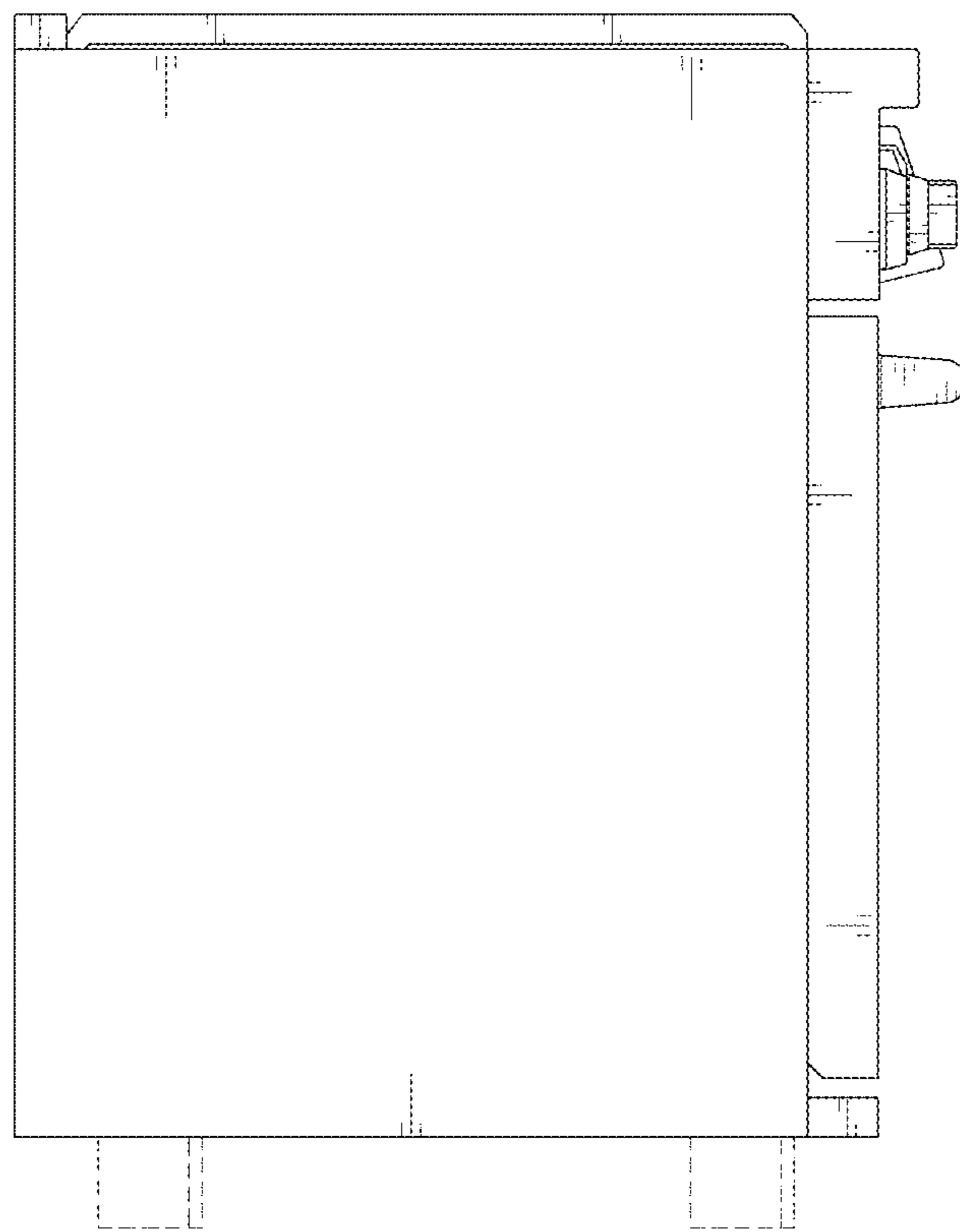
1.2



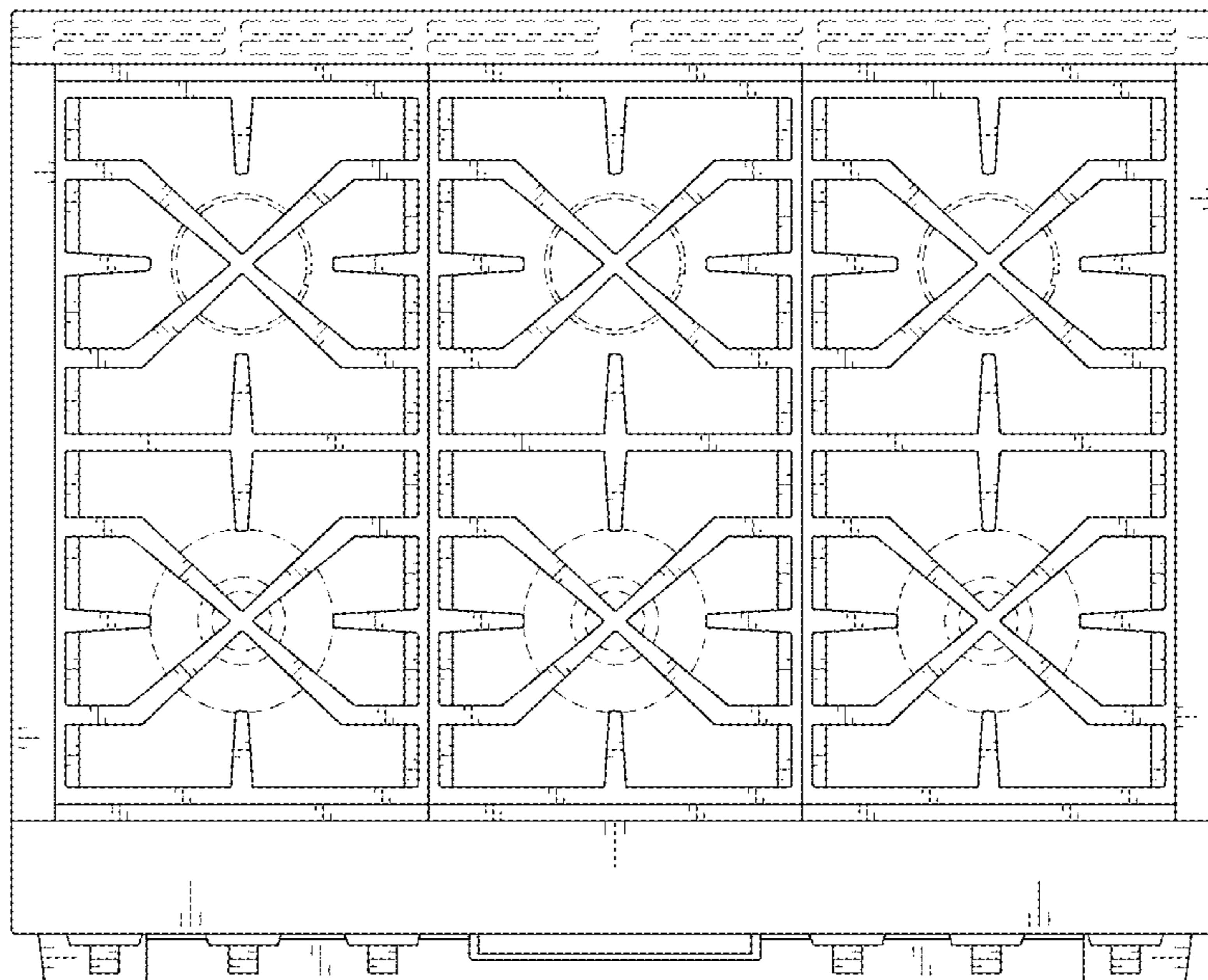
1.3



1.4



1.5



1.6

